

注記 NOTES

1. 使用材料 MATERIAL

ウェハー：液晶ポリマー (LCP) ガラス充填 UL94V-0 (黒)  
 WAFER：LIQUID CRYSTAL POLYMER (GLASS FILLED)  
 UL94V-0 (COLOR:BLACK)

ピン：黄銅 (t=0.1)  
 PIN：BRASS (t=0.1)

金具：りん青銅 (t=0.12)  
 FITTING NAIL：PHOSPHOR BRONZE (t=0.12)

2. メッキ仕様 PLATING

ピン PIN

金メッキ 0.2マイクロメートル以上 (コンタクト部)  
 GOLD 0.2 MICROMETER MINIMUM (CONTACT AREA)

金メッキ 0.4マイクロメートル以下 (テール部)  
 GOLD 0.4 MICROMETER MAXIMUM (TAIL AREA)

下地メッキ：ニッケルメッキ 1.5 マイクロメートル以上  
 UNDER PLATING：NICKEL 1.5 MICROMETER MINIMUM

金具 FITTING NAIL

錫メッキ 1.0マイクロメートル以上  
 TIN 1.0 MICROMETER MINIMUM

下地メッキ：ニッケルメッキ 1.0 マイクロメートル以上  
 UNDER PLATING：NICKEL 1.0 MICROMETER MINIMUM

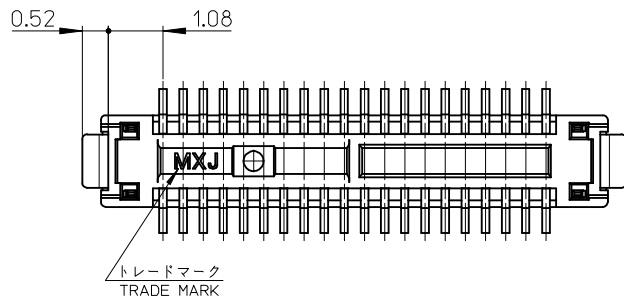
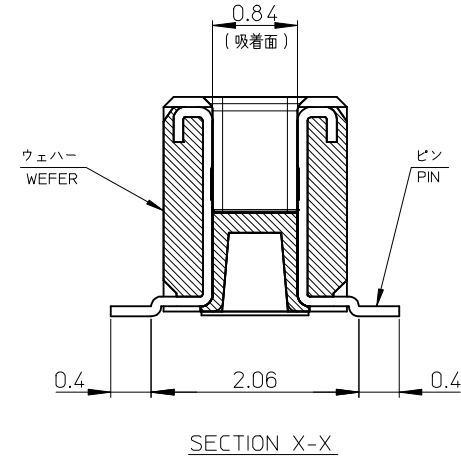
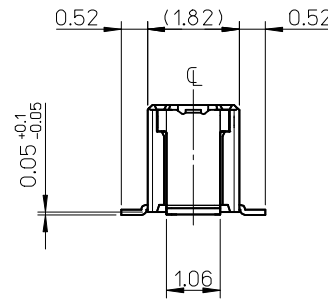
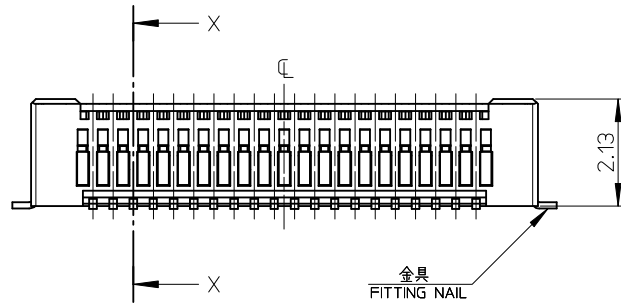
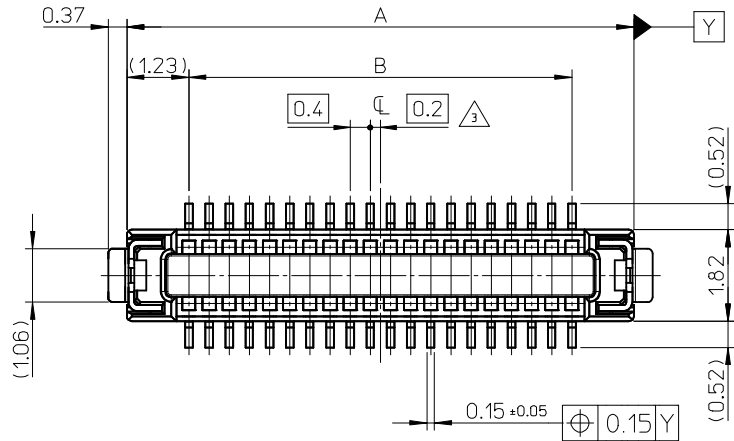
△ (全極数/2) = 偶数の場合に適用。  
 APPLY OFR (CIRCUIT/2)=EVEN.

4. 嵌合相手：501635 シリーズ  
 MATE WITH：501635 SERIES.

5. テールの平坦度は 0.08 以下、  
 テール及び、金具の平坦度は 0.1以下とする。  
 TAIL COPLANARITY TO BE 0.08 MAXIMUM  
 TAIL AND FITTING NAIL COPLANARITY TO BE 0.1 MAXIMUM.

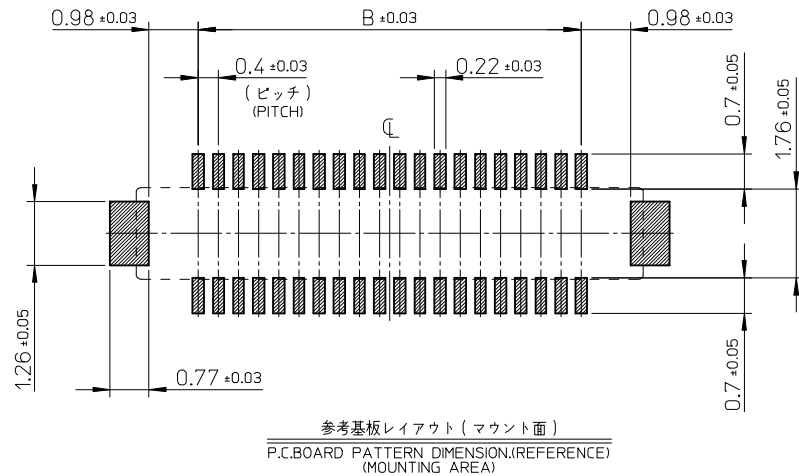
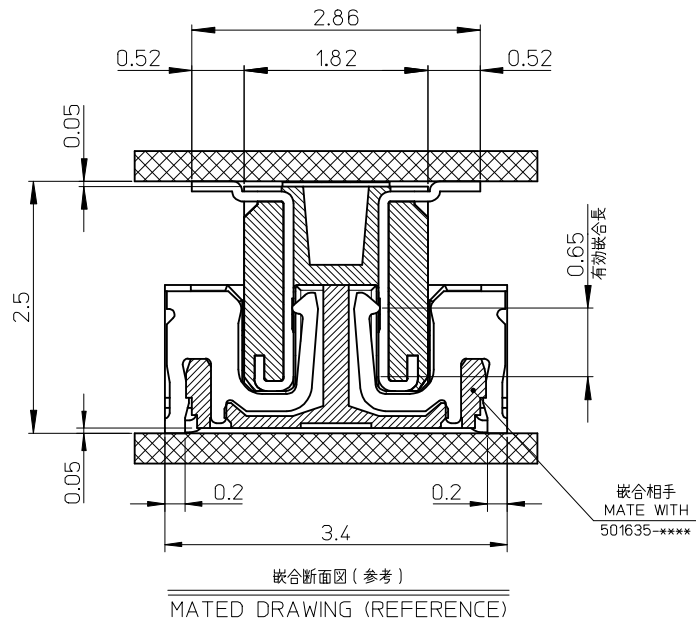
6. 本製品はネイルに錫メッキを使用している為、外観に摺動痕が  
 つく場合が御座いますが、製品性能に影響ありません。  
 THE WOULD OF FRICTION MIGHT ADHERE TO EXTERNALS  
 BECAUSE THE TIN PLATING IS USED FOR NAIL. BUT THERE  
 IS NO INFLUENCE IN THE PRODUCT PERFORMANCE.

7. ELV及び、RoHS適合品  
 ELV AND RoHS COMPLIANT.



19.6	22.06	502396-1010	502396-1019	100
B	A	EMBOSSED TAPE PACKAGE ORDER No.	MATERIAL NO.	CIRCUIT
MODEL No. 502396-***9				

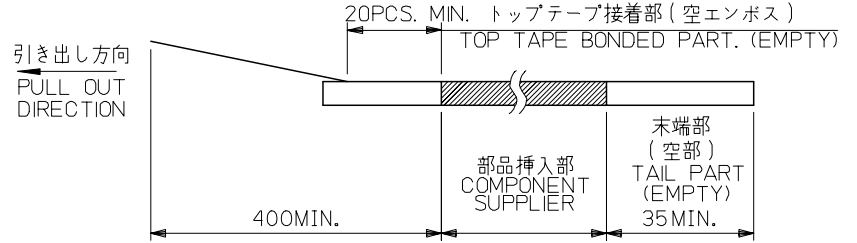
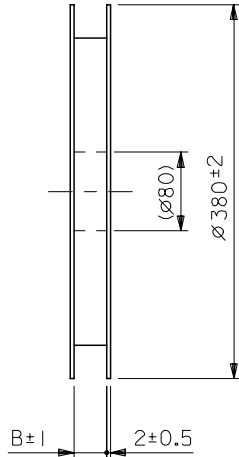
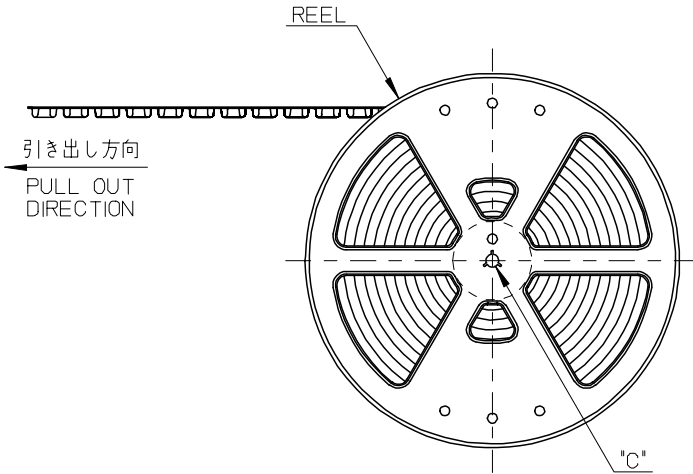
REVISED EC NO: J2009-0590 2008/09/04 DRW:KSETO 2008/09/05 CHKD:THIRATA 2008/09/05 APPR:MSASAO	DESCRIPTION REV	GENERAL TOLERANCES (UNLESS SPECIFIED)		DIMENSION STYLE MM ONLY		SCALE ---	DESIGN UNITS METRIC		THIRD ANGLE PROJECTION	
		10 UNDER	± 0.2	DRAWN BY YNUKANOBU	DATE 2007/10/19	TITLE 0.4 B-TO-B CONN.HGT=2.5 PLUG NAIL ASSY[OVERMOLD]				
		10 OVER 30 UNDER	± 0.25	CHECKED BY MSASAO	DATE 2007/10/19	APPROVED BY MSASAO				
		30 OVER	± 0.3	MATERIAL NO. SEE CHART		DOCUMENT NO. SD-502396-001		SHEET NO. 1 OF 2		
ANGULAR ±1 °		DRAFT WHERE APPLICABLE MUST REMAIN WITHIN DIMENSIONS		THIS DRAWING CONTAINS INFORMATION THAT IS PROPRIETARY TO MOLEX INCORPORATED AND SHOULD NOT BE USED WITHOUT WRITTEN PERMISSION						



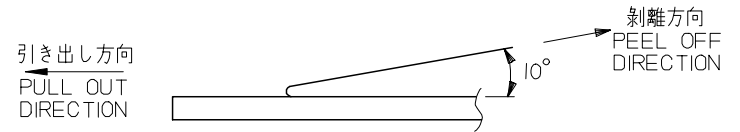
REVISED EC NO: J2009-0590 DRWN:KSETO 2008/09/04 CHKD:THIRATA 2008/09/05 APPR:MSASAO 2008/09/05 A	DESCRIPTION REV	GENERAL TOLERANCES (UNLESS SPECIFIED)		DIMENSION STYLE MM ONLY		SCALE ---	DESIGN UNITS METRIC	THIRD ANGLE PROJECTION		
		10 UNDER	±0.2	DRAWN BY YNUKANOBU	DATE 2007/10/19	TITLE 0.4 B-TO-B CONN.HGT=2.5 PLUG NAIL ASSY[OVERMOLD]				
		10 OVER 30 UNDER	±0.25	CHECKED BY MSASAO	DATE 2007/10/19	MOLEX INCORPORATED				
		30 OVER	±0.3	APPROVED BY MSASAO	DATE 2007/10/19	MATERIAL NO. SEE CHART	DOCUMENT NO. SD-502396-001	SHEET NO. 2 OF 2		
ANGULAR ±1 ° DRAFT WHERE APPLICABLE MUST REMAIN WITHIN DIMENSIONS		THIS DRAWING CONTAINS INFORMATION THAT IS PROPRIETARY TO MOLEX INCORPORATED AND SHOULD NOT BE USED WITHOUT WRITTEN PERMISSION								

注記 NOTES

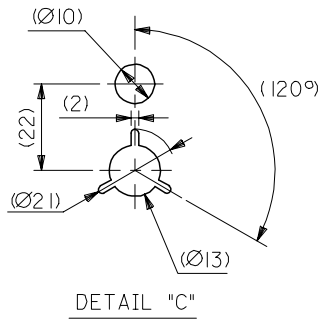
- 製品詳細寸法については製品単体図面を参照下さい。  
RE DETAILED DIMENSION, SEE PRODUCT DRAWING.
- 梱包数量: 3000 個/リール  
NUMBER OF CONNECTORS: 3000PCS/REEL
- リードテープ長さ LEAD TAPE LENGTH



- トップテープの剥離強度: 0.1N~1.3N(10gf~130gf)  
(剥離方向は下図参照)  
尚、本規格値は出荷時に適用。(但し、輸送時に剥離が発生しないこと。)  
PEELING OFF FORCE OF TOP TAPE: 0.1N~1.3N(10gf~130gf)  
(PEELING DIRECTION AS SHOWN IN FOLLOWING FIG.)  
THIS REQUIREMENT SHOULD BE APPLIED AT SHIPMENT.  
PEEL OFF SHOULD NOT BE ALLOWED, DURING TRANSPORTION.



- 材料 MATERIAL  
キャリアテープ (CARRIER TAPE): ポリスチレン (POLYSTYRENE)  
トップテープ (TOP TAPE): PET, PE, PEF  
リール (REEL): ポリスチレン (PS) <リサイクル材を含む>  
POLYSTYRENE (PS) <RECYCLE MATERIAL CONTAINED>
- ELV 及び、RoHS 適合品  
ELV AND RoHS COMPLIANT.



MODEL NO. 502396-\*\*10

RELEASED EC NO: J2008-1398 DRWN: YNUKANOBU 2007/10/19 CHKD: MSASAO 2007/10/19 APPR: MSASAO 2007/10/19	GENERAL TOLERANCES (UNLESS SPECIFIED)		DIMENSION STYLE MM ONLY		SCALE ---	DESIGN UNITS METRIC	THIRD ANGLE PROJECTION
	10 UNDER	$\pm 0.2$	DRAWN BY YNUKANOBU	DATE 2007/10/19	TITLE 0.4 B-TO-B CONN.HGT=2.5 PLUG ASSY EMBSTP PKG		
	10 OVER 30 UNDER	$\pm 0.25$	CHECKED BY MSASAO	DATE 2007/10/19	APPROVED BY MOLEX INCORPORATED		
	30 OVER	$\pm 0.3$	APPROVED BY MSASAO	DATE 2007/10/19	MATERIAL NO. SEE SHEET 2		
	ANGULAR	$\pm 1^\circ$	DRAFT WHERE APPLICABLE MUST REMAIN WITHIN DIMENSIONS		DOCUMENT NO. SD-502396-002	SHEET NO. 1 OF 2	

10 9 8 7 6 5 4 3 2 1

F

E

D

C

B

A

F

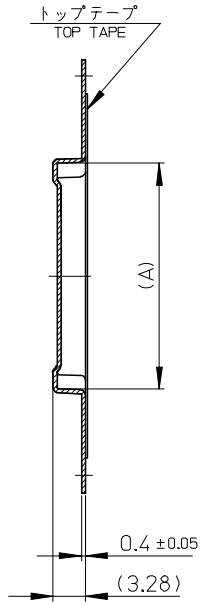
E

D

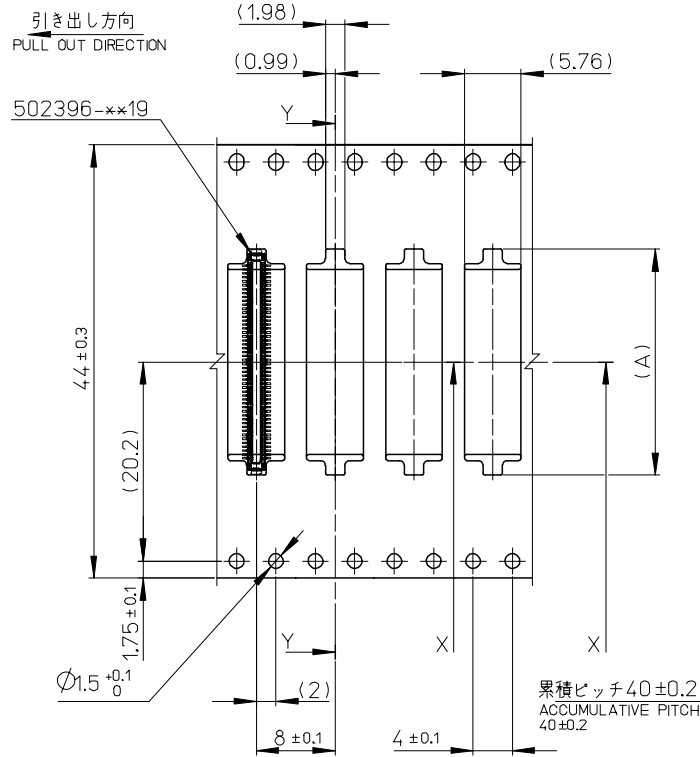
C

B

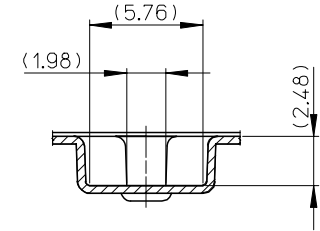
A



SECTION Y-Y



44mm 幅キャリアテープ  
44mm WIDTH CARRIER TAPE



SECTION X-X

44	45.5	22.96	502396-1010	100
キャリアテープ幅 CARRIER TAPE WIDTH	B	(A)	MATERIAL No.	CKT.
			MODEL No.	502396-xx10

RELEASED EC NO: J2008-1398 DRWN: YNUKANOBU 2007/10/19 CHKD: MSASAO 2007/10/19 APPR: MSASAO 2007/10/19	GENERAL TOLERANCES (UNLESS SPECIFIED)		DIMENSION STYLE	SCALE	DESIGN UNITS	THIRD ANGLE PROJECTION	
	10 UNDER	± 0.2	MM ONLY	---	METRIC		
	10 OVER 30 UNDER	± 0.25					
	30 OVER	± 0.3					
	ANGULAR	± 1 °					
0	DESCRIPTION	DRAFT WHERE APPLICABLE MUST REMAIN WITHIN DIMENSIONS	DRAWN BY	DATE	TITLE		
			YNUKANOBU	2007/10/19	0.4 B-TO-B CONN.HGT=2.5 PLUG ASSY EMBSTP PKG		
			CHECKED BY	DATE			
			MSASAO	2007/10/19			
			APPROVED BY	DATE			
			MSASAO	2007/10/19			
			MATERIAL NO.	DOCUMENT NO.		SHEET NO.	
			SEE CHART	SD-502396-002		2 OF 2	
			THIS DRAWING CONTAINS INFORMATION THAT IS PROPRIETARY TO MOLEX INCORPORATED AND SHOULD NOT BE USED WITHOUT WRITTEN PERMISSION				

9

8

7

6

5

4

3

2