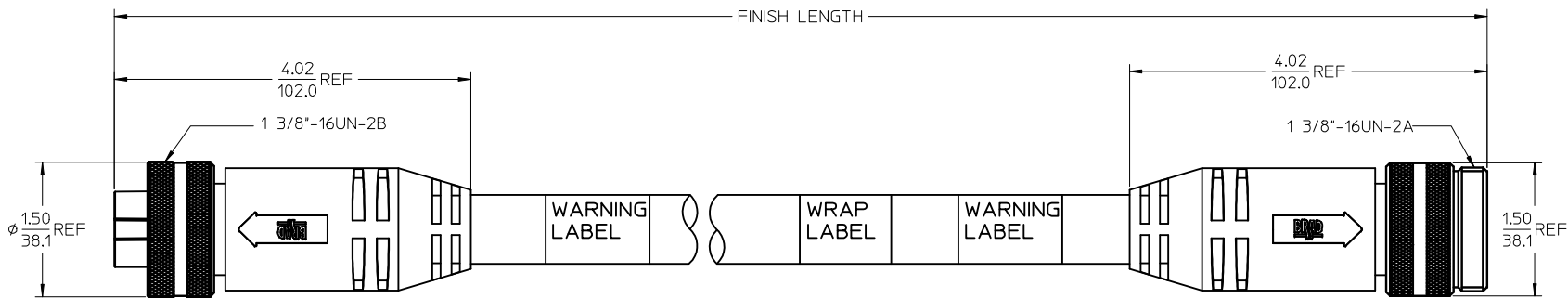
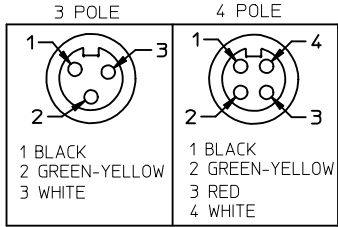


POLES	MATERIAL NO.	ENG. NO.	AMPS	LENGTH
3	1300640065	CC3030A48M020	32	2M +89-0MM (6'7"+3.50-0)
4	1300640187	CC4030A48M020	32	2M +89-0MM (6'7"+3.50-0)
4	1300640245	CC4030A48M100	32	10M +318-0MM (32'10" +12.5*-0")

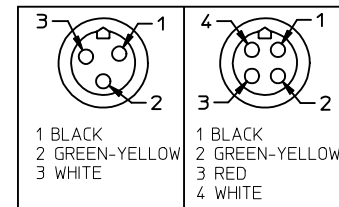
©




FACE VIEW-FEMALE INSERT



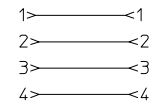
FACE VIEW-MALE INSERT



WIRING DIAGRAM  
3 POLE



WIRING DIAGRAM  
4 POLE



SPECS:  
OVERMOLD: GRAY PVC  
INSERT: BLACK PVC  
COUPLING NUT: ANODIZED ALUMINUM  
CABLE: #10AWG GRAY PVC  
DUAL RATED UL TC/OPEN WIRING & STOOO  
ELECTRICAL: 600V AC/DC

<b>ADDED PART NUMBER</b> EC NO: IPG2016-1155 DRWNGGUSTAFSON 2016/02/23 CHKDHZLELINSKI 2016/03/15 APPR:BWODMAN 2016/02/23	<b>QUALITY SYMBOLS</b> 	<b>GENERAL TOLERANCES (UNLESS SPECIFIED)</b>		<b>DIMENSION STYLE</b> IN/MM	<b>SCALE</b> 1:2	<b>DESIGN UNITS</b> INCH	THIRD ANGLE PROJECTION
		4 PLACES ± --- ± --- 3 PLACES ± --- ± .005 2 PLACES ± --- ± .010 1 PLACE ± --- ± .020 ANGULAR ± 1/2°	mm INCH DRAWN BY DATE B. RUPERT 01/12/10 CHECKED BY DATE B. WOODMAN 01/12/10 APPROVED BY DATE JFMURPHY 2010/01/15	<b>TITLE</b> QUICK CHANGE FEMALE/MALE STRAIGHT 3 & 4 POLE AS PORTABLES		MOLEX INCORPORATED	DOCUMENT NO. SD-130064-065
DRAFT WHERE APPLICABLE MUST REMAIN WITHIN DIMENSIONS		SEE CHART		THIS DRAWING CONTAINS INFORMATION THAT IS PROPRIETARY TO MOLEX INCORPORATED AND SHOULD NOT BE USED WITHOUT WRITTEN PERMISSION			