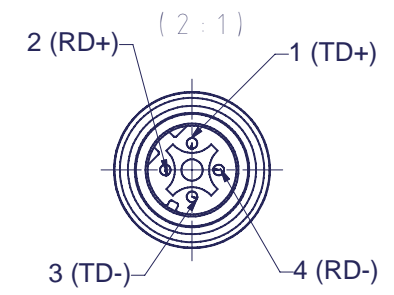
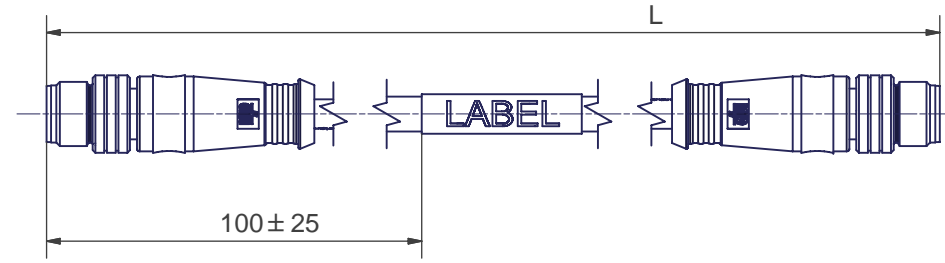
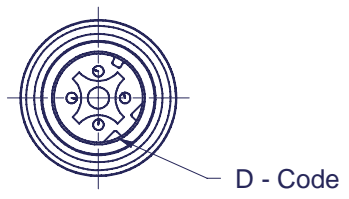
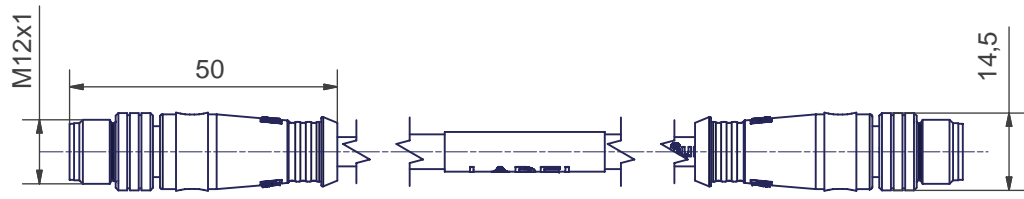


6 5 4 3 2 1

(2:1)



Material No:	Part Number	length L
1200499417	E 11A06002M010	1000
1201080027	E 11A06002M030	3000
1201080039	E 11A06002M080	8000
1201080038	E 11A06002M100	10000
1201080037	E 11A06002M150	15000
1201080036	E 11A06002M200	20000
1201080035	E 11A06002M230	23000
1201080034	E 11A06002M300	30000
1201080033	E 11A06002M380	38000
1201080032	E 11A06002M450	45000
1201080031	E 11A06002M530	53000
1201080030	E 11A06002M600	60000
1201080029	E 11A06002M760	76000
1200490457	E 11A06002M800	80000
1201080028	E 11A06002M900	90000



For further cable length see generic drawing


Electrical Data:
 According to CAT5e Ethernet Standard.
 Cordset male D - code to male D - code
 Poles: 4
 Max. Voltage: 125V
 Max Current: 1,5A
 Contact resistance: <5m Ohm
 Insulation withstand: >100M Ohm
 Protection: IP67
 Temperature range: -25°C to 75°C



Connection: Inline
 Cable: YM48679
 Kabel: YM48679

Packaging:
 The coil is packed into a plastic bag and welded.
 Verpackung:
 Das Kabel wird zusammengerollt in eine Plastiktüte gegeben und verschwießt.

Customer Drawing Kundenzzeichnung



EC NO: WELU2010-0341 DRWN: NS 08.02.2010 CHKD: FP 16.02.2010 APPR: FP 16.02.2010 5	DESCRIPTION REV	QUALITY SYMBOLS ▽ = ▽ =	GENERAL TOLERANCES (UNLESS SPECIFIED)		DIMENSION STYLE MM ONLY		SCALE 1:1	DESIGN UNITS METRIC	FIRST ANGLE PROJECTION
		4 PLACES ±--- ±---- 3 PLACES ±--- ±--- 2 PLACES ±0,05 ±--- 1 PLACE ±0,10 ±--- ANGULAR ± 1/2 °	mm INCH	DRAWN BY NS	DATE 23.05.2005	M12-4P(D)-M/M-ST/ST Ethernet Cordset unshielded			
		DRAFT WHERE APPLICABLE MUST REMAIN WITHIN DIMENSIONS		CHECKED BY FP	DATE 12.02.2007				
		SIZE A3	THIS DRAWING CONTAINS INFORMATION THAT IS PROPRIETARY TO MOLEX INCORPORATED AND SHOULD NOT BE USED WITHOUT WRITTEN PERMISSION		APPROVED BY FP				
						MATERIAL NO. E11A06002MXXX	DOCUMENT NO.	MOLEX INCORPORATED	

6 5 4 3 2 1