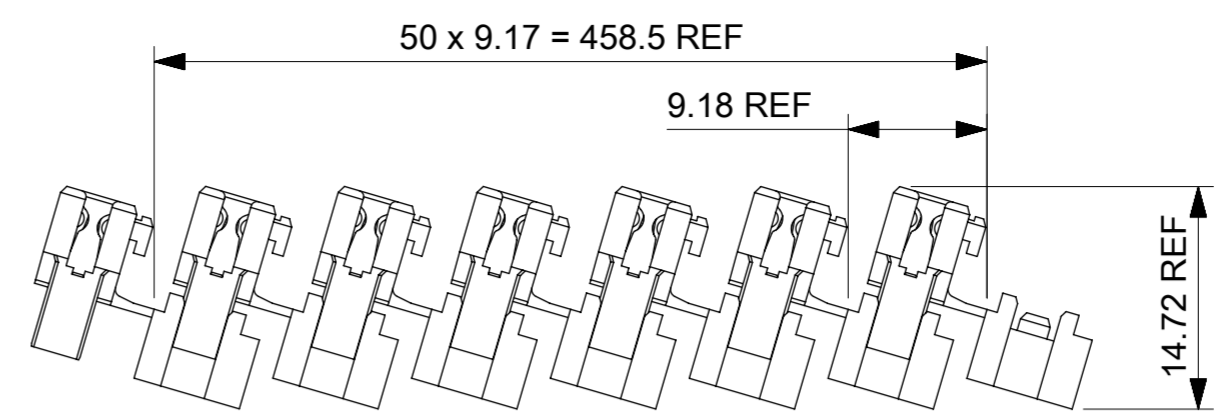
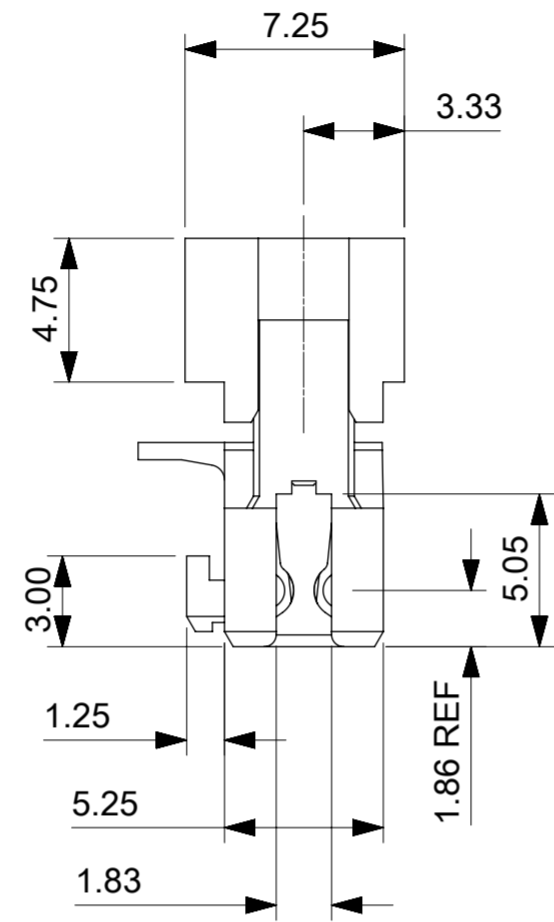
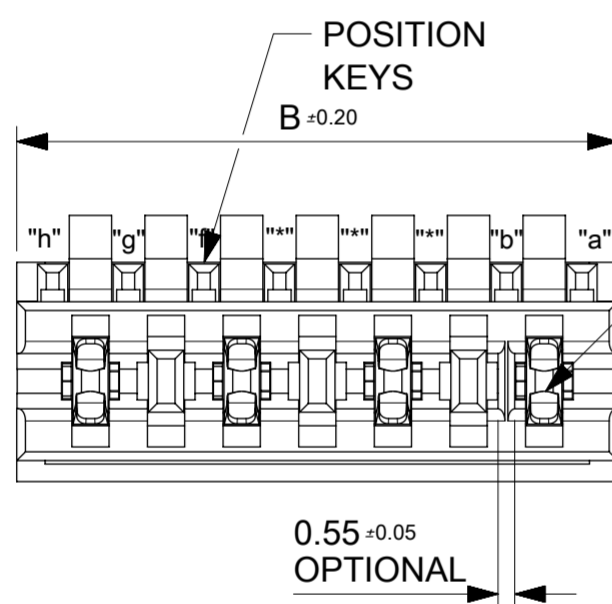
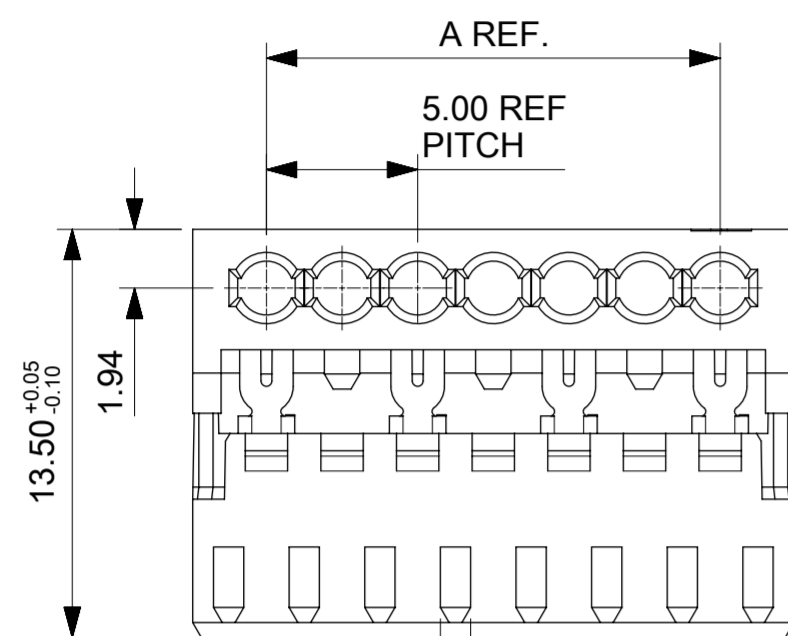
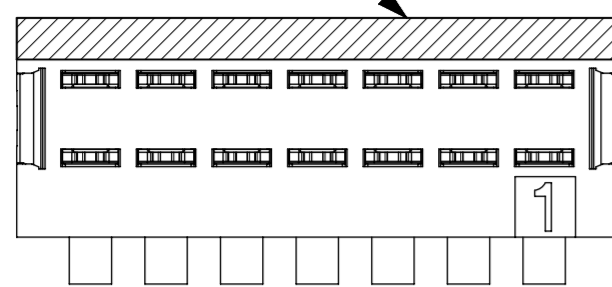
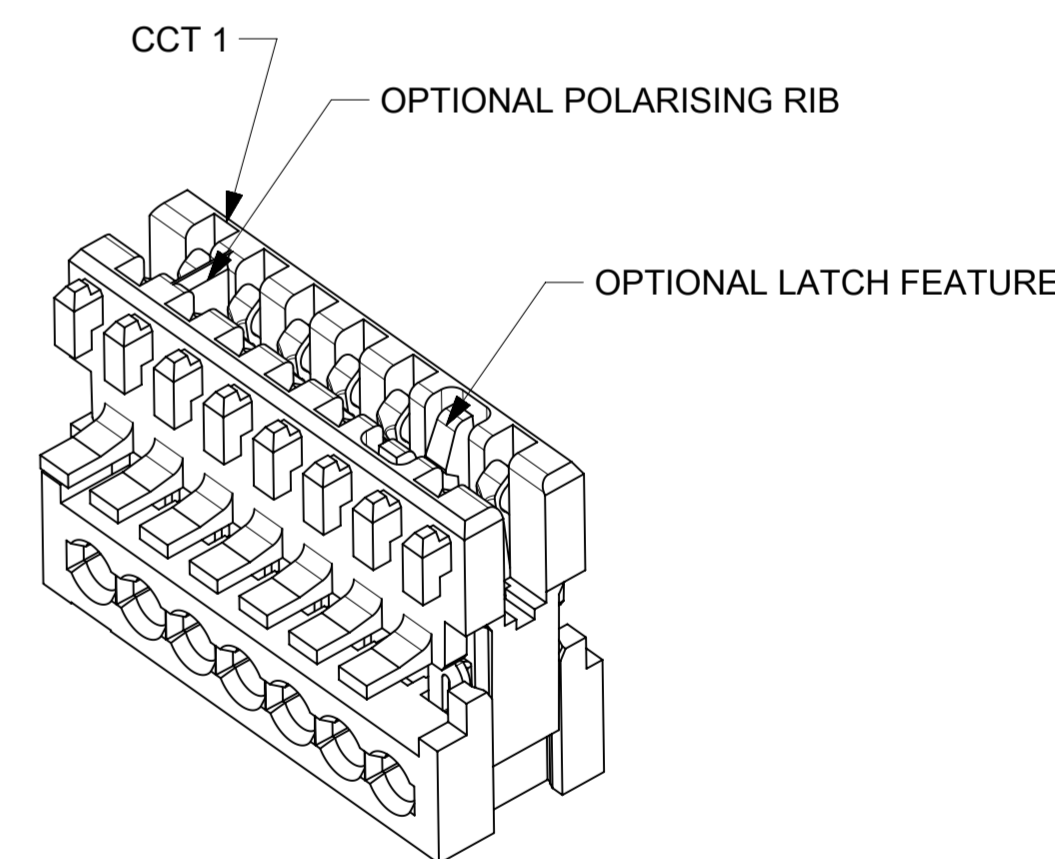


POSITION OF COLOUR STRIPE (see note 3)

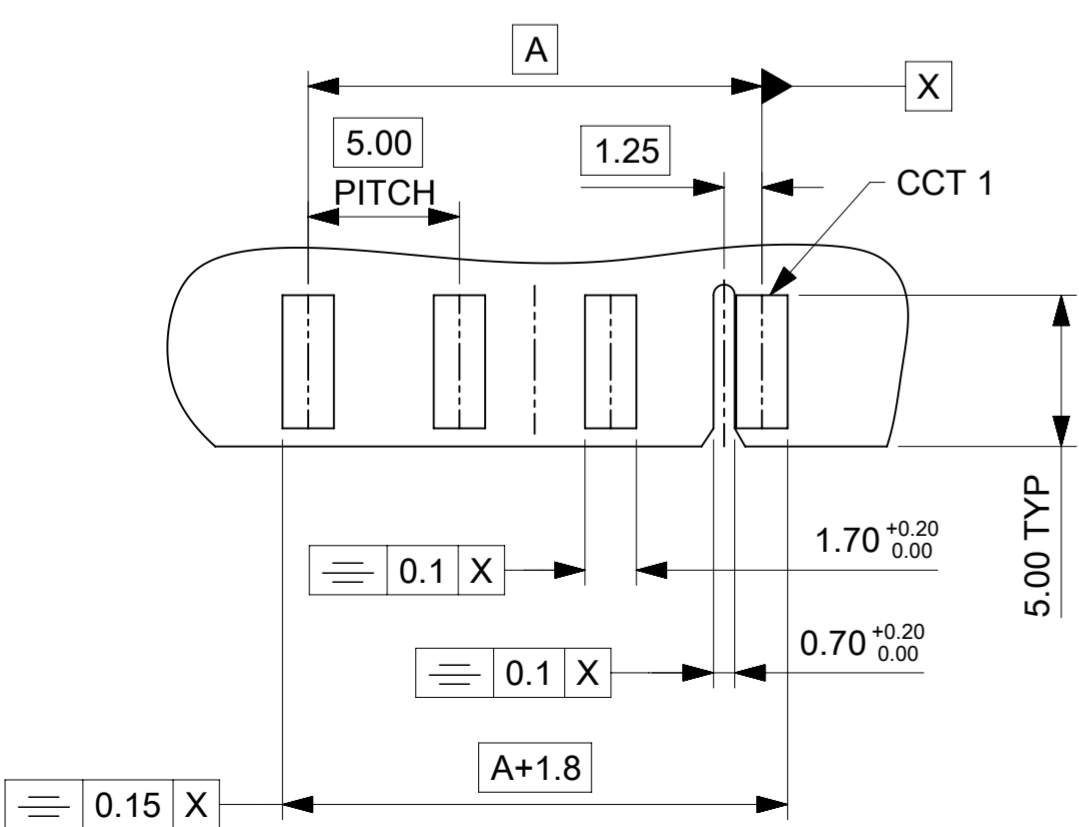


SHIPPING ARRANGEMENT

CCT	A	B
2	5.0	9.875
3	10.0	14.875
4	15.0	19.875
5	20.0	24.875
6	25.0	29.875
7	30.0	34.875
8	35.0	39.875
9	40.0	44.875
10	45.0	49.875



OPEN END WALLS OPTION



- PCB LAYOUT FOR 4CCT (5mm) CONNECTOR (WITH OPTIONAL POSITIONAL RIB SLOT BETWEEN CCT 1 & 2)  
 - RECOMMENDED PCB THICKNESS 1.5±0.14MM

- NOTES:
- REFER TO PRODUCT SPECIFICATION: PS-99020-0040.
  - MATERIAL: HOUSING - NYLON PA6 UL94-V0, COLOUR: NATURAL (WHITE). TERMINAL: PHOSPHOR BRONZE 0.30 REF. THICK - PLATING HOT TIN DIP.
  - COLOUR STRIPE IS OPTIONAL. AVAILABLE IN THE FOLLOWING COLOURS: BLACK, RED, GREEN, BLUE
  - REFER TO PACKAGING SPEC (PK-90871-001).
  - REFER TO APPLICATION SPEC (990330008 AS)
  - RIB THICKNESS = 0.55mm

THIS DRAWING CONTAINS INFORMATION THAT IS PROPRIETARY TO MOLEX ELECTRONIC TECHNOLOGIES, LLC AND SHOULD NOT BE USED WITHOUT WRITTEN PERMISSION

DIMENSION UNITS	SCALE	CURRENT REV DESC: ADDED NEW VIEW SHT1	<b>molex</b>		
mm					
GENERAL TOLERANCES (UNLESS SPECIFIED)			APPLI-MATE 2.5 FEMALE 5MM TERMINAL PITCH (MATL: NYLON PA6)		
ANGULAR TOL	± 0.5°	EC NO: 612344	PRODUCT CUSTOMER DRAWING		
4 PLACES	±	DRWN: AKABADI 2019/02/18	DOCUMENT NUMBER		
3 PLACES	± 0.05	CHK'D: TCLEARY 2019/03/06	917170001		
2 PLACES	± 0.1	APPR: DRYAN 2019/04/03	DOC TYPE   DOC PART   REVISION		
1 PLACE	± 0.2	INITIAL REVISION:	PSD   000   E		
0 PLACES	±	DRWN: CFISHER01 2016/05/06	MATERIAL NUMBER		
		APPR: BRUTTLE 2016/07/01	CUSTOMER		
DRAFT WHERE APPLICABLE MUST REMAIN WITHIN DIMENSIONS		THIRD ANGLE PROJECTION	DRAWING	SERIES	SHEET NUMBER
			A2-SIZE	91717	1 OF 4

## 2 CIRCUIT

PART NUMBER	HOUSING USED	LATCH POSITION	REMOVED POSITION KEYS	CONFIGURATION	FIRST ENDWALL	LAST ENDWALL	POLARIZING RIB BETWEEN	COLOUR STRIPE
91717-0002	91715-0003	NONE	NONE		OPEN	OPEN	NONE	NONE
91717-0003	91715-0003	NONE	a		OPEN	OPEN	NONE	NONE
91717-0004	91715-0003	NONE	b		OPEN	OPEN	NONE	NONE
91717-0005	91715-0003	NONE	c		OPEN	OPEN	NONE	NONE
91717-0006	91715-0003	NONE	d		OPEN	OPEN	NONE	NONE
91717-0007	91715-0003	NONE	b d		OPEN	OPEN	NONE	NONE
91717-0008	91715-0003	NONE	a c		OPEN	OPEN	NONE	NONE
91717-0009	91715-0003	NONE	a d		OPEN	OPEN	NONE	NONE
91717-0010	91715-0003	NONE	a b		OPEN	OPEN	NONE	NONE
91717-0011	91715-0003	NONE	b c		OPEN	OPEN	NONE	NONE
91717-0012	91715-0003	NONE	c d		OPEN	OPEN	NONE	NONE
91717-0013	91715-0003	NONE	b c		OPEN	OPEN	NONE	RED
91717-0014	91715-0003	NONE	b c d		OPEN	OPEN	NONE	NONE
91717-0015	91715-0003	NONE	b c d		OPEN	OPEN	NONE	BLUE
91717-0016	91715-0003	NONE	c d		OPEN	OPEN	NONE	BLUE
91717-0017	91715-0203	NONE	NONE		OPEN	OPEN	CCT 2&3	NONE
91717-0018	91715-0103	NONE	NONE		OPEN	OPEN	CCT 1&2	NONE
91717-0019	91715-0003	NONE	NONE		OPEN	OPEN	NONE	BLUE
91717-0020	91715-0003	NONE	a c		OPEN	OPEN	NONE	BLUE
91717-0021	91715-0003	NONE	b c		OPEN	OPEN	NONE	GREEN
91717-0022	91715-0003	NONE	a d		OPEN	OPEN	NONE	GREEN
91717-0023	91715-0003	NONE	NONE		OPEN	OPEN	NONE	GREEN
91717-0024	91715-0103	NONE	d		OPEN	OPEN	CCT 1&2	RED
91717-0025	91715-0103	NONE	a c		OPEN	OPEN	CCT 1&2	RED
91717-0026	91715-0203	NONE	a		OPEN	OPEN	CCT 2&3	NONE
91717-0027	91715-0203	NONE	NONE		OPEN	OPEN	CCT 2&3	RED
91717-0028	91715-0003	NONE	a		OPEN	OPEN	NONE	RED
91717-0029	91715-0003	NONE	NONE		OPEN	OPEN	NONE	RED
91717-0030	91715-0103	NONE	b c d		OPEN	OPEN	CCT 1&2	RED
91717-0031	91715-0203	NONE	a		OPEN	OPEN	CCT 2&3	RED

## 2 CIRCUIT (CONT)

PART NUMBER	HOUSING USED	LATCH POSITION	REMOVED POSITION KEYS	CONFIGURATION	FIRST ENDWALL	LAST ENDWALL	POLARIZING RIB BETWEEN	COLOUR STRIPE
91717-0032	91715-0003	NONE	b		OPEN	OPEN	NONE	RED
91717-0033	91715-0003	NONE	d		OPEN	OPEN	NONE	YELLOW
91717-0035	91715-0003	NONE	b d		OPEN	OPEN	NONE	GREEN
91717-0036	91715-0103	NONE	NONE		OPEN	OPEN	CCT 1&2	RED
91717-0037	91715-0103	NONE	b d		OPEN	OPEN	CCT 1&2	RED
91717-0038	91715-0203	NONE	a c		OPEN	OPEN	CCT 2&3	NONE
91717-0039	91715-0003	NONE	a b d		OPEN	OPEN	NONE	NONE
91717-0040	91715-0003	NONE	a		OPEN	OPEN	NONE	BLUE
91717-0041	91715-0103	NONE	a d		OPEN	OPEN	CCT 1&2	NONE
91717-0042	91715-0103	NONE	NONE		OPEN	OPEN	CCT 1&2	GREEN
91717-0043	91715-0203	NONE	d		OPEN	OPEN	CCT 2&3	NONE

### NOTES

- + DENOTES TERMINAL VOIDED POSITION  
⊕ DENOTES TERMINAL LOADED POSITION  
| DENOTES POLARIZING RIB POSITION
- MOLEX HOUSING NO. FOR REFERENCE ONLY

THIS DRAWING CONTAINS INFORMATION THAT IS PROPRIETARY TO MOLEX ELECTRONIC TECHNOLOGIES, LLC AND SHOULD NOT BE USED WITHOUT WRITTEN PERMISSION												
DIMENSION UNITS <b>mm</b>		SCALE		CURRENT REV DESC: ADDED NEW VIEW SHT1				<b>molex</b>				
GENERAL TOLERANCES (UNLESS SPECIFIED)				EC NO: 612344								
ANGULAR TOL ± 0.5°		4 PLACES ±		DRWN: AKABADI 2019/02/18		APPLI-MATE 2.5 FEMALE 5MM TERMINAL PITCH (MATL: NYLON PA6)		PRODUCT CUSTOMER DRAWING				
3 PLACES ± 0.05		2 PLACES ± 0.1		CHK'D: TCLEARY 2019/03/06		DOCUMENT NUMBER				DOC TYPE	DOC PART	REVISION
1 PLACE ± 0.2		0 PLACES ±		APPR: DRYAN 2019/04/03		INITIAL REVISION:		917170001		PSD	000	E
DRAFT WHERE APPLICABLE MUST REMAIN WITHIN DIMENSIONS		THIRD ANGLE PROJECTION		DRAWING 		SERIES 91717		MATERIAL NUMBER SEE CHARTS		CUSTOMER GENERAL MARKET		SHEET NUMBER 2 OF 4

3 CIRCUIT								
PART NUMBER	HOUSING USED	LATCH POSITION	REMOVED POSITION KEYS	CONFIGURATION	FIRST ENDWALL	LAST ENDWALL	POLARIZING RIB BETWEEN	COLOUR STRIPE
91717-1001	91715-0005	NONE	NONE		OPEN	OPEN	NONE	NONE
91717-1002	91715-0005	NONE	b		OPEN	OPEN	NONE	NONE
91717-1003	91715-0005	NONE	c		OPEN	OPEN	NONE	NONE
91717-1004	91715-0005	NONE	c d e		OPEN	OPEN	NONE	NONE
91717-1005	91715-0405	NONE	NONE		OPEN	OPEN	CCT 4&5	NONE
91717-1007	91715-0105	NONE	NONE		OPEN	OPEN	CCT 1&2	NONE
91717-1008	91715-0005	NONE	d e f		OPEN	OPEN	NONE	RED
91717-1009	91715-0005	NONE	a b c		OPEN	OPEN	NONE	RED
91717-1010	91715-0005	NONE	a c d e		OPEN	OPEN	NONE	NONE
91717-1011	91715-0005	NONE	a c d e		OPEN	OPEN	NONE	BLUE
91717-1012	91715-0005	NONE	b c d e		OPEN	OPEN	NONE	NONE
91717-1013	91715-0005	NONE	a c e		OPEN	OPEN	NONE	NONE
91717-1014	91715-0005	NONE	a e		OPEN	OPEN	NONE	NONE
91717-1015	91715-0005	NONE	a e		OPEN	OPEN	NONE	BLACK
91717-1016	91715-0005	NONE	d e f		OPEN	OPEN	NONE	NONE
91717-1017	91715-0005	NONE	NONE		OPEN	OPEN	NONE	GREEN
91717-1018	91715-0005	NONE	d f		OPEN	OPEN	NONE	NONE
91717-1019	91715-0425	NONE	NONE		CLOSED	CLOSED	CCT 4&5	NONE
91717-1020	91715-0005	NONE	d		OPEN	OPEN	NONE	NONE
91717-1021	91715-0005	NONE	c d e f		OPEN	OPEN	NONE	NONE
91717-1022	91715-0005	NONE	a b		OPEN	OPEN	NONE	NONE
91717-1023	91715-0105	NONE	c d e f		OPEN	OPEN	CCT 1&2	NONE

4 CIRCUIT									
PART NUMBER	HOUSING USED	LATCH POSITION	REMOVED POSITION KEYS	CONFIGURATION	FIRST ENDWALL	LAST ENDWALL	POLARIZING RIB BETWEEN	COLOUR STRIPE	
91717-2001	91715-0007	NONE	NONE		OPEN	OPEN	NONE	NONE	
91717-2002	91715-0007	NONE	a		OPEN	OPEN	NONE	NONE	
91717-2003	91715-0007	NONE	b		OPEN	OPEN	NONE	NONE	
91717-2004	91715-0007	NONE	d f		OPEN	OPEN	NONE	NONE	
91717-2005	91715-0007	NONE	a e g		OPEN	OPEN	NONE	RED	
91717-2006	91715-0007	NONE	c e		OPEN	OPEN	NONE	NONE	
91717-2007	91715-0007	NONE	a b d e g		OPEN	OPEN	NONE	NONE	
91717-2008	91715-0007	NONE	NONE		OPEN	OPEN	NONE	BLUE	
91717-2009	91715-0007	NONE	a d g		OPEN	OPEN	NONE	BROWN	
91717-2010	91715-0007	NONE	a b f g h		OPEN	OPEN	NONE	BROWN	
91717-2011	91715-0007	NONE	NONE		OPEN	OPEN	NONE	GREEN	
91717-2014	91715-0007	NONE	a c f		OPEN	OPEN	NONE	NONE	

NOTES

- + DENOTES TERMINAL VOIDED POSITION  
⊕ DENOTES TERMINAL LOADED POSITION  
| DENOTES POLARIZING RIB POSITION
- MOLEX HOUSING NO. FOR REFERENCE ONLY

THIS DRAWING CONTAINS INFORMATION THAT IS PROPRIETARY TO MOLEX ELECTRONIC TECHNOLOGIES, LLC AND SHOULD NOT BE USED WITHOUT WRITTEN PERMISSION									
DIMENSION UNITS		SCALE		CURRENT REV DESC: ADDED NEW VIEW SHT1					
mm									
GENERAL TOLERANCES (UNLESS SPECIFIED)				EC NO: 612344				APPLI-MATE 2.5 FEMALE 5MM TERMINAL PITCH (MATL: NYLON PA6)	
ANGULAR TOL ± 0.5°				DRWN: AKABADI 2019/02/18					
4 PLACES ±				CHK'D: TCLEARY 2019/03/06				PRODUCT CUSTOMER DRAWING	
3 PLACES ± 0.05				APPR: DRYAN 2019/04/03					
2 PLACES ± 0.1				INITIAL REVISION:				DOCUMENT NUMBER <b>917170001</b>	
1 PLACE ± 0.2				DRWN: CFISHER01 2016/05/06					
0 PLACES ±				APPR: BRUTTLE 2016/07/01				DOC TYPE DOC PART REVISION PSD 000 E	
DRAFT WHERE APPLICABLE MUST REMAIN WITHIN DIMENSIONS		THIRD ANGLE PROJECTION		DRAWING		SERIES		MATERIAL NUMBER	
				A2-SIZE		91717		SEE CHARTS	
				GENERAL MARKET		CUSTOMER		SHEET NUMBER	
								3 OF 4	

5 CIRCUIT								
PART NUMBER	HOUSING USED	LATCH POSITION	REMOVED POSITION KEYS	CONFIGURATION	FIRST ENDWALL	LAST ENDWALL	POLARIZING RIB BETWEEN	COLOUR STRIPE
91717-3001	91715-0009	NONE	NONE		OPEN	OPEN	NONE	NONE
91717-3002	91715-0009	NONE	b c g h i		OPEN	OPEN	NONE	GREEN
91717-3003	91715-0009	NONE	ALL		OPEN	OPEN	NONE	NONE
91717-3004	91715-0009	NONE	NONE		OPEN	OPEN	NONE	RED
91717-3005	91715-0009	NONE	b c d e f g i j		OPEN	OPEN	NONE	NONE
91717-3006	91715-0109	NONE	NONE		OPEN	OPEN	1&2	NONE

6 CIRCUIT								
PART NUMBER	HOUSING USED	LATCH POSITION	REMOVED POSITION KEYS	CONFIGURATION	FIRST ENDWALL	LAST ENDWALL	POLARIZING RIB BETWEEN	COLOUR STRIPE
91717-4001	91715-0011	NONE	NONE		OPEN	OPEN	NONE	NONE
91717-4002	91715-0011	NONE	b c d e f g h i k		OPEN	OPEN	NONE	NONE
91717-4003	91715-0011	NONE	NONE		OPEN	OPEN	NONE	GREEN

7 CIRCUIT								
PART NUMBER	HOUSING USED	LATCH POSITION	REMOVED POSITION KEYS	CONFIGURATION	FIRST ENDWALL	LAST ENDWALL	POLARIZING RIB BETWEEN	COLOUR STRIPE
91717-5001	91715-0013	NONE	a c e g i k m		OPEN	OPEN	NONE	NONE

NOTES

- + DENOTES TERMINAL VOIDED POSITION
- ⊕ DENOTES TERMINAL LOADED POSITION
- | DENOTES POLARIZING RIB POSITION
2. MOLEX HOUSING NO. FOR REFERENCE ONLY

8 CIRCUIT								
PART NUMBER	HOUSING USED	LATCH POSITION	REMOVED POSITION KEYS	CONFIGURATION	FIRST ENDWALL	LAST ENDWALL	POLARIZING RIB BETWEEN	COLOUR STRIPE
91717-6001	91715-0015	NONE	NONE		OPEN	OPEN	NONE	NONE

9 CIRCUIT								
PART NUMBER	HOUSING USED	LATCH POSITION	REMOVED POSITION KEYS	CONFIGURATION	FIRST ENDWALL	LAST ENDWALL	POLARIZING RIB BETWEEN	COLOUR STRIPE
91717-7001	91715-0017	NONE	NONE		OPEN	OPEN	NONE	NONE

10 CIRCUIT								
PART NUMBER	HOUSING USED	LATCH POSITION	REMOVED POSITION KEYS	CONFIGURATION	FIRST ENDWALL	LAST ENDWALL	POLARIZING RIB BETWEEN	COLOUR STRIPE
91717-8001	91715-0019	NONE	NONE		OPEN	OPEN	NONE	NONE

THIS DRAWING CONTAINS INFORMATION THAT IS PROPRIETARY TO MOLEX ELECTRONIC TECHNOLOGIES, LLC AND SHOULD NOT BE USED WITHOUT WRITTEN PERMISSION									
DIMENSION UNITS	SCALE	CURRENT REV DESC: ADDED NEW VIEW SHT1				<b>molex</b>			
mm									
GENERAL TOLERANCES (UNLESS SPECIFIED)		EC NO: 612344				APPLI-MATE 2.5 FEMALE 5MM TERMINAL PITCH (MATL: NYLON PA6)			
ANGULAR TOL	± 0.5°	DRWN: AKABADI		2019/02/18					
4 PLACES	±	CHK'D: TCLEARY		2019/03/06	PRODUCT CUSTOMER DRAWING				
3 PLACES	± 0.05	APPR: DRYAN		2019/04/03					
2 PLACES	± 0.1	INITIAL REVISION:				DOCUMENT NUMBER			
1 PLACE	± 0.2	DRWN: CFISHER01		2016/05/06					
0 PLACES	±	APPR: BRUTTLE		2016/07/01	917170001		DOC TYPE	DOC PART	REVISION
DRAFT WHERE APPLICABLE MUST REMAIN WITHIN DIMENSIONS		THIRD ANGLE PROJECTION	DRAWING	SERIES	MATERIAL NUMBER	CUSTOMER		SHEET NUMBER	
			A2-SIZE	91717	SEE CHARTS	GENERAL MARKET		4 OF 4	