

NOTES:

1. MATERIALS:

HOUSING: GLASS-FILLED LIQUID CRYSTAL POLYMER (LCP), UL94 V-0, COLOR: BLACK
TAIL ALIGNER: GLASS-FILLED LIQUID CRYSTAL POLYMER (LCP),
TERMINAL: PHOSPHOR BRONZE
BRACKET: BRASS
SHELL: STEEL
INSERT: BRASS

2. FINISHES:

TERMINAL: 0.05-0.25 MICROMETERS GOLD FLASH IN CRITICAL AREA
OVER 0.75 MICROMETERS MINIMUM PALLADIUM NICKEL IN
CRITICAL AREA. 1.87 MICROMETERS MINIMUM TIN IN
SOLDER TAIL AREA OVER A NICKEL UNDERPLATE.
SHIELD: 3.8 MICROMETERS MINIMUM BRIGHT TIN OVER NICKEL.
INSERT: 2.54 MICROMETERS MINIMUM NICKEL.

3. PART CONFORMS TO MOLEX PRODUCT SPECIFICATION PS-71425-9999.

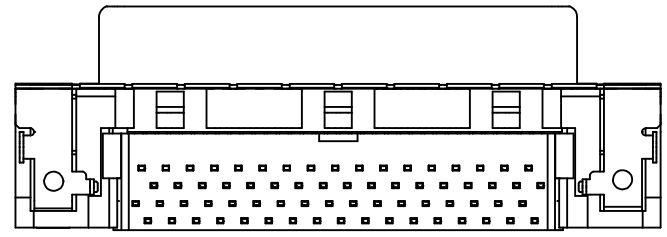
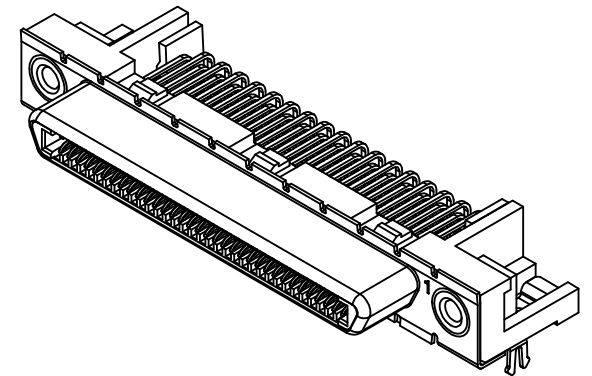
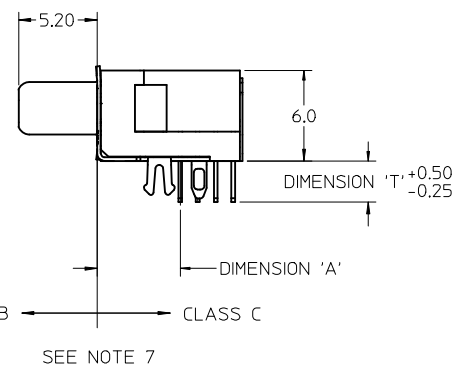
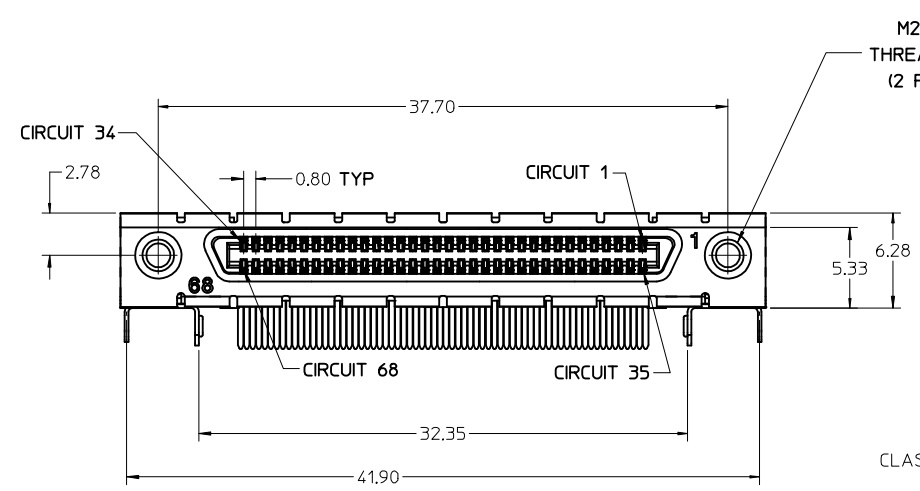
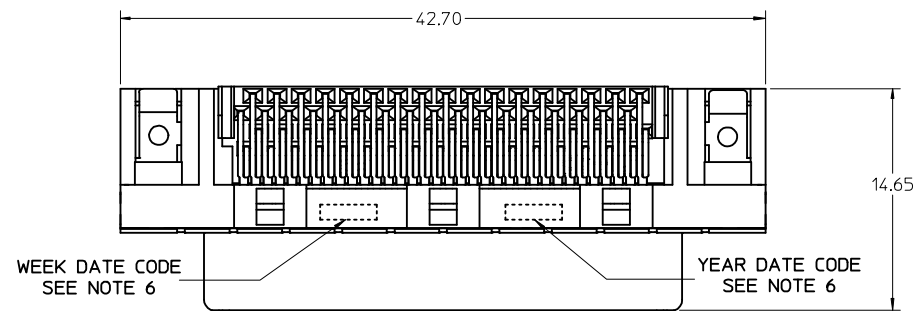
4. PACKAGED PER PK-71430-0101.

5. APPLICABLE STANDARDS: EIA-3652 AND SFF-8441.

6. DATE CODE: YR/WK PER EIA-476-A.

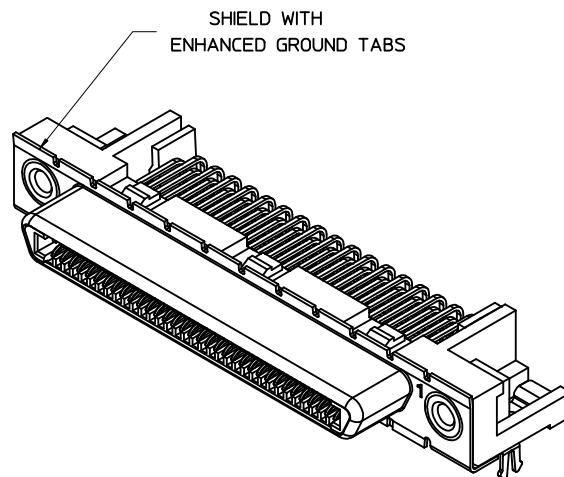
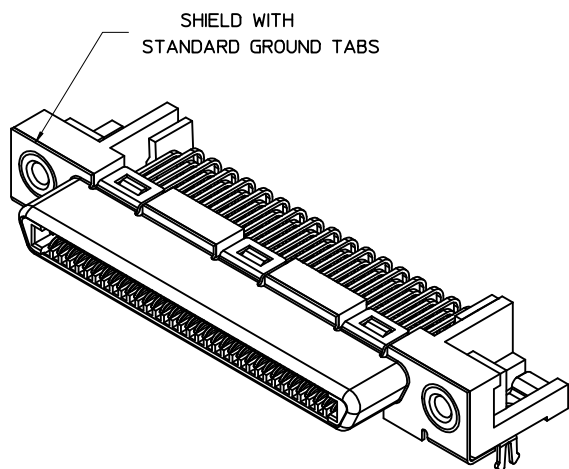
7. PRODUCT COMPLIES WITH COSMETIC SPECIFICATION PS-45499-002.
SEE SIDE VIEW FOR SURFACE CLASSIFICATIONS.

8. TORQUE TO INSTALL SCREWLOCKS INTO THREADED INSERTS:
0.34 Nm MAXIMUM.



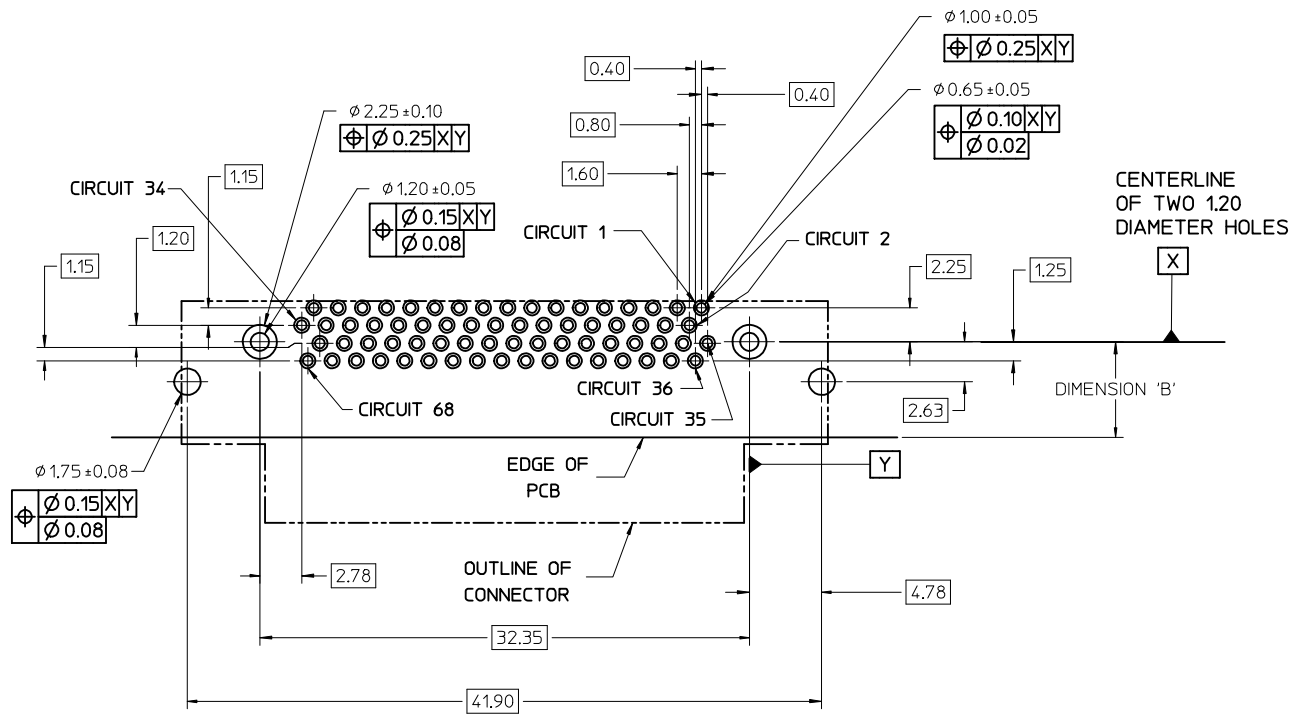
FIX TAIL TOLERANCE EC NO: UCP2012-3896 DRWN:BBARKER 2012/05/29 CHKD:MMOLFE APPR:SMILLER 2012/08/31	QUALITY SYMBOLS 	GENERAL TOLERANCES (UNLESS SPECIFIED)		DIMENSION STYLE MM ONLY	SCALE 4:1	DESIGN UNITS METRIC	THIRD ANGLE PROJECTION																			
		<table border="1"> <tr> <th></th> <th>mm</th> <th>INCH</th> </tr> <tr> <td>4 PLACES</td> <td>± .005</td> <td>± .0005</td> </tr> <tr> <td>3 PLACES</td> <td>± .008</td> <td>± .0008</td> </tr> <tr> <td>2 PLACES</td> <td>± 0.13</td> <td>± .005</td> </tr> <tr> <td>1 PLACE</td> <td>± 0.25</td> <td>± .010</td> </tr> <tr> <td>0 PLACE</td> <td>±</td> <td>±</td> </tr> </table>		mm	INCH	4 PLACES	± .005	± .0005	3 PLACES	± .008	± .0008	2 PLACES	± 0.13	± .005	1 PLACE	± 0.25	± .010	0 PLACE	±	±	DRAWN BY KSTILES 11/14/2002	CHECKED BY KSTILES 11/15/2002	APPROVED BY MBNAKIS 11/22/2002	VHDCI RIGHT ANGLE ASSEMBLY		
			mm	INCH																						
		4 PLACES	± .005	± .0005																						
3 PLACES	± .008	± .0008																								
2 PLACES	± 0.13	± .005																								
1 PLACE	± 0.25	± .010																								
0 PLACE	±	±																								
ANGULAR ±1/2° DRAFT WHERE APPLICABLE MUST REMAIN WITHIN DIMENSIONS	MATERIAL NO. SEE SHEET 2		DOCUMENT NO. SD-71430-015																							
REV: N	SIZE C	THIS DRAWING CONTAINS INFORMATION THAT IS PROPRIETARY TO MOLEX INCORPORATED AND SHOULD NOT BE USED WITHOUT WRITTEN PERMISSION																								

PCB THICKNESS	PART NUMBER	TAIL LENGTH *T* (SEE FIGURE FOR TOLERANCE)	ENHANCED GROUND TABS	SCREWLOCKS	TAIL LOC. *A*	HOLE LOCATION *B*
1.60	71430-0101	2.08	NO	NONE	5.5	6.50 MAXIMUM
1.60	71430-0007	2.08	NO	LOOSE IN BAGS		
1.60	71430-0005	2.08	YES	NONE		
1.60	71430-0008	2.08	YES	LOOSE IN BAGS		
2.36	71430-0268	2.71	NO	NONE		
2.36	71430-0006	2.71	NO	INSTALLED		
2.36	71430-0004	2.71	YES	NONE		
2.36	71430-0009	2.71	YES	INSTALLED		
2.36	71430-0016	2.71	NO	LOOSE IN BAGS		
2.36	71430-0019	2.71	YES	LOOSE IN BAGS		
2.36	71430-0012	2.71	YES	NONE	5.3	6.30 MAXIMUM
1.60	71430-0013	2.08	YES	NONE		



OPTIONAL SCREWLOCK
PART NUMBER 71433-0002

SEE SHEET 1 EC NO: UCP2012-3896 DRWN:BBARKER 2012/05/29 CHKD:MMOLFE APPR:SMILLER 2012/08/31	QUALITY SYMBOLS	GENERAL TOLERANCES (UNLESS SPECIFIED)		DIMENSION STYLE MM ONLY		SCALE 4:1	DESIGN UNITS METRIC	THIRD ANGLE PROJECTION	
	▽=0	mm	INCH	DRAWN BY	DATE	TITLE VHDCI RIGHT ANGLE ASSEMBLY			
	▽=0	4 PLACES ± ---	± ---	KSTILES	11/14/2002				
	▽=0	3 PLACES ± ---	± ---	CHECKED BY	DATE	molex			
▽=0	2 PLACES ± 0.13	± ---	KSTILES	11/15/2002					
	1 PLACE ± 0.25	± ---	APPROVED BY	DATE	DOCUMENT NO.		SHEET NO. 2 OF 3		
	0 PLACE ±	±	MATERIAL NO.	11/22/2002	SD-71430-015				
		ANGULAR ±1/2°		SEE TABLE		THIS DRAWING CONTAINS INFORMATION THAT IS PROPRIETARY TO MOLEX INCORPORATED AND SHOULD NOT BE USED WITHOUT WRITTEN PERMISSION			
		DRAFT WHERE APPLICABLE MUST REMAIN WITHIN DIMENSIONS		SIZE C					



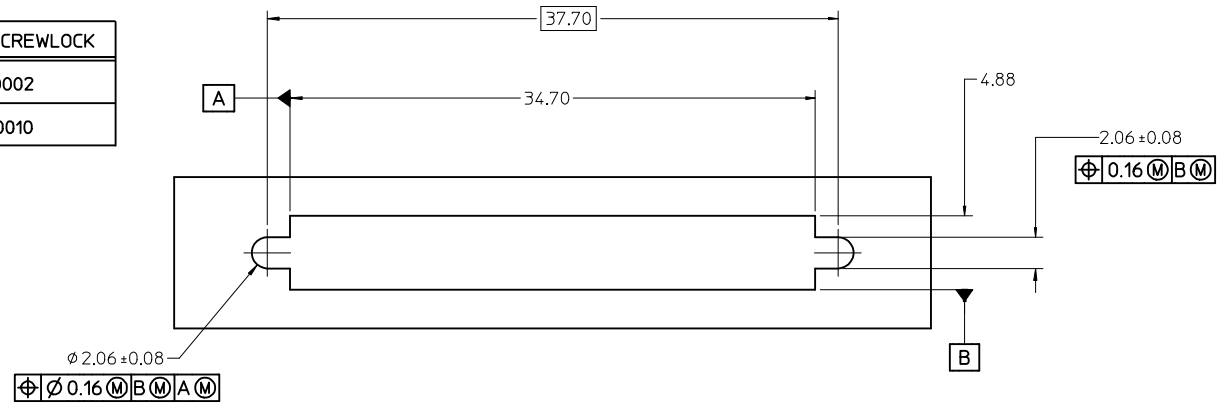
NOTES:

1. FOR FULL MATE WITH PLUG, PANEL THICKNESS SHOULD NOT EXCEED 1.0mm.

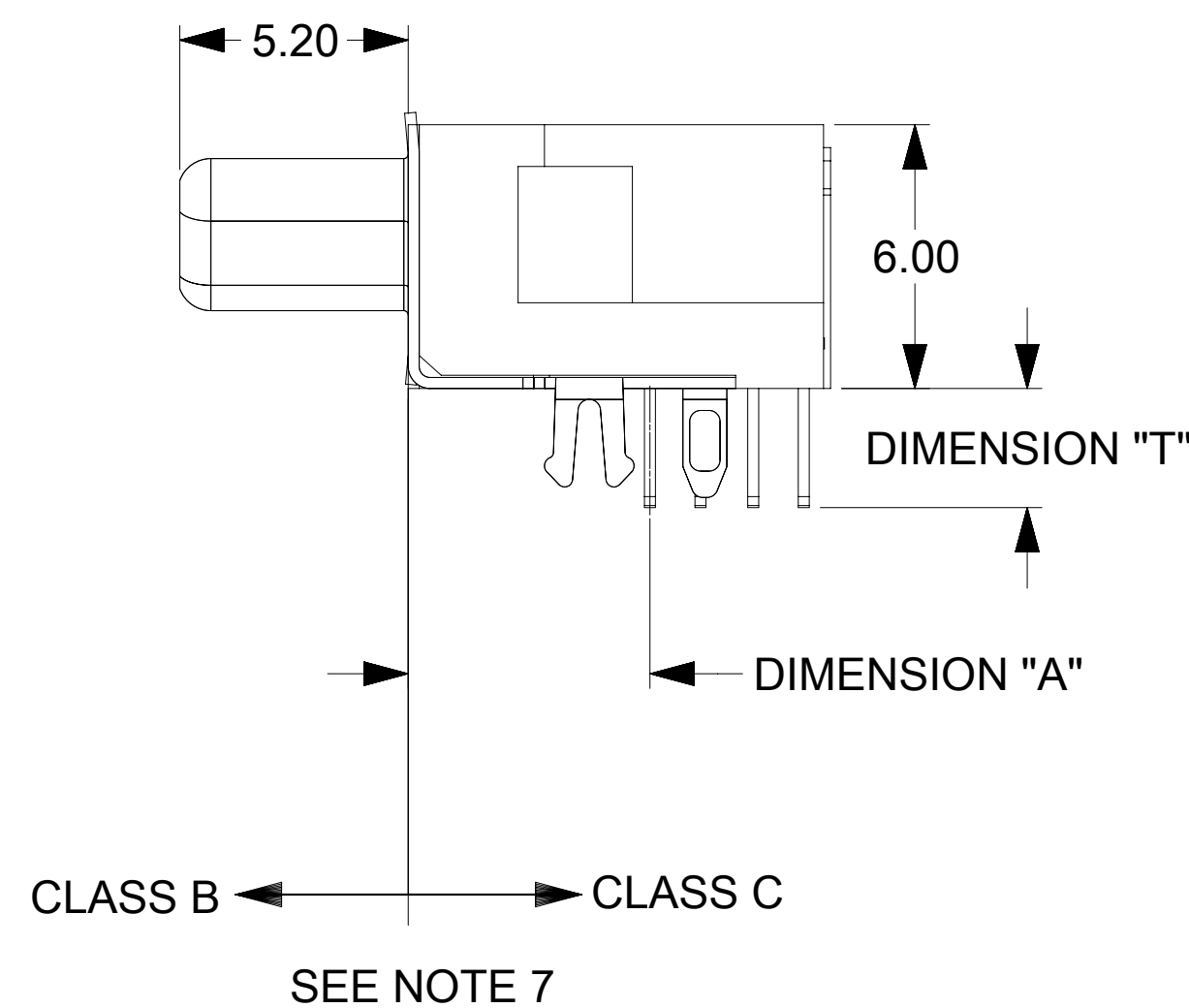
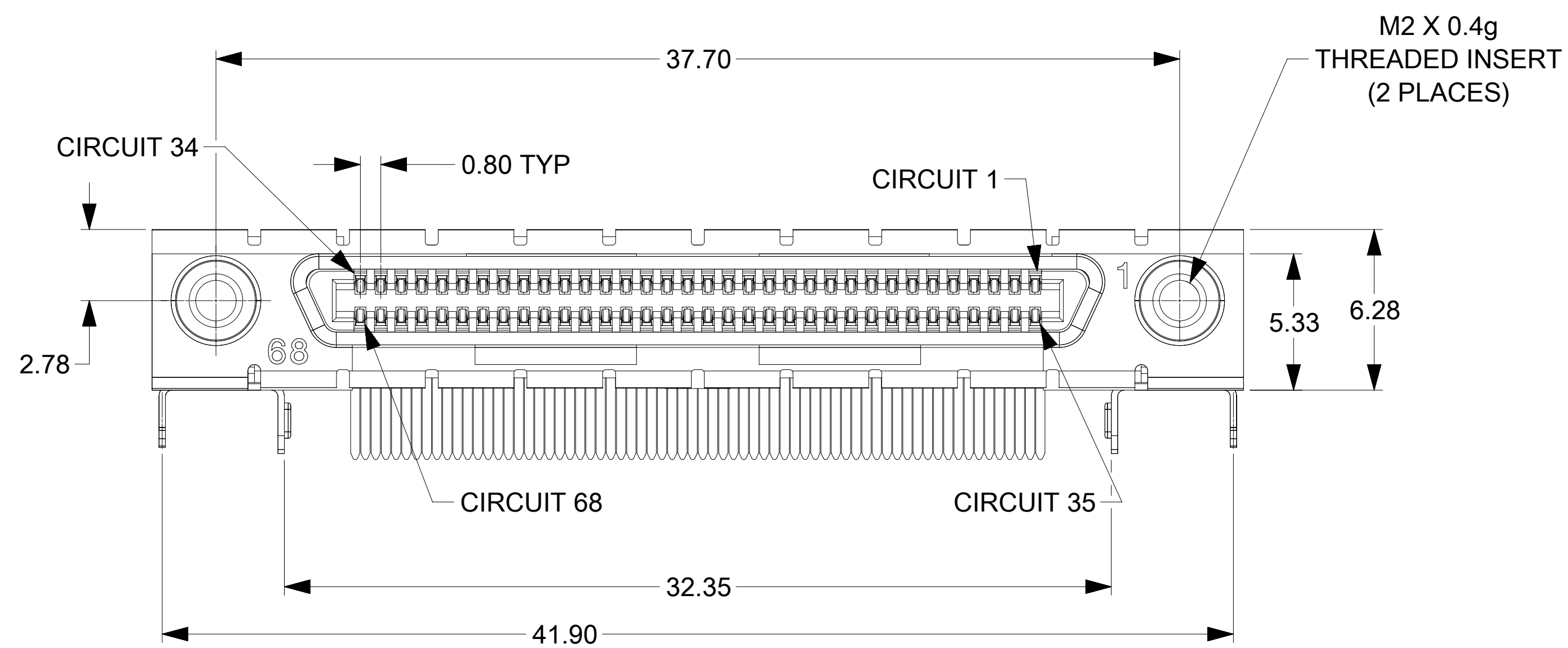
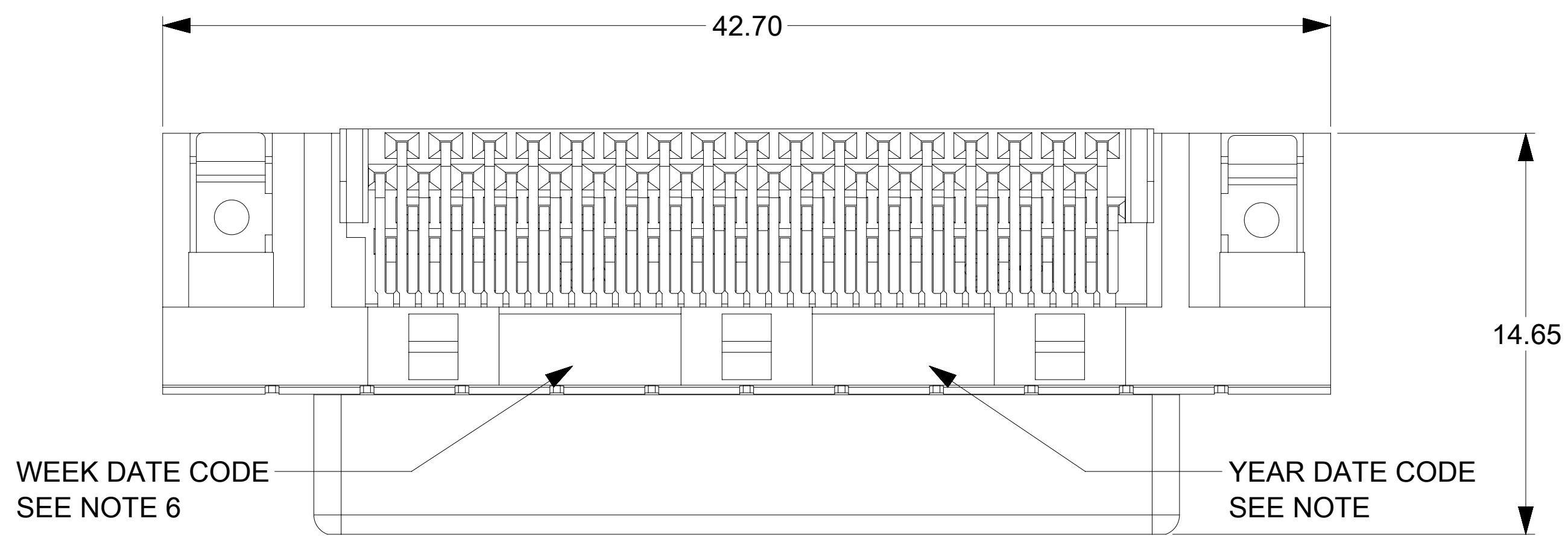
FUNCTIONAL MATING WITH MOLEX PLUG CAN STILL BE MAINTAINED WITH PANELS AS THICK AS 2.5mm (BUT PLUG AND RECEPTACLE WILL NOT BE FULLY MATED).

2. GUIDELINES FOR CHOOSING A MOLEX SCREWLOCK:

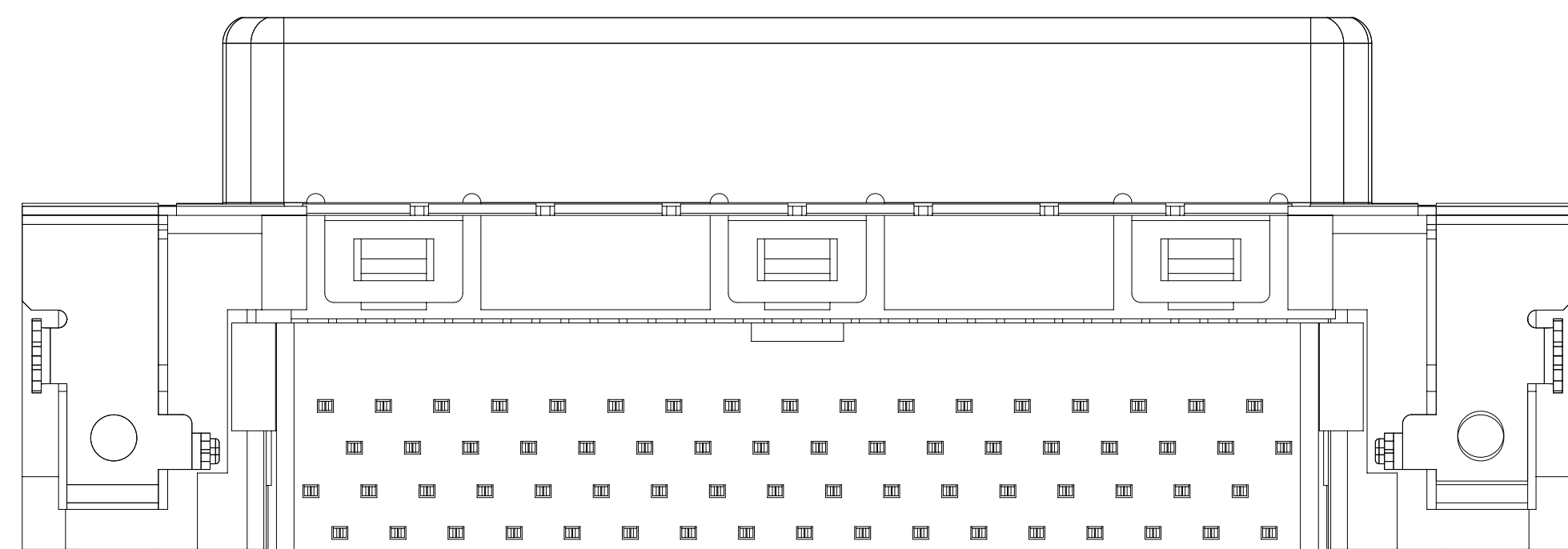
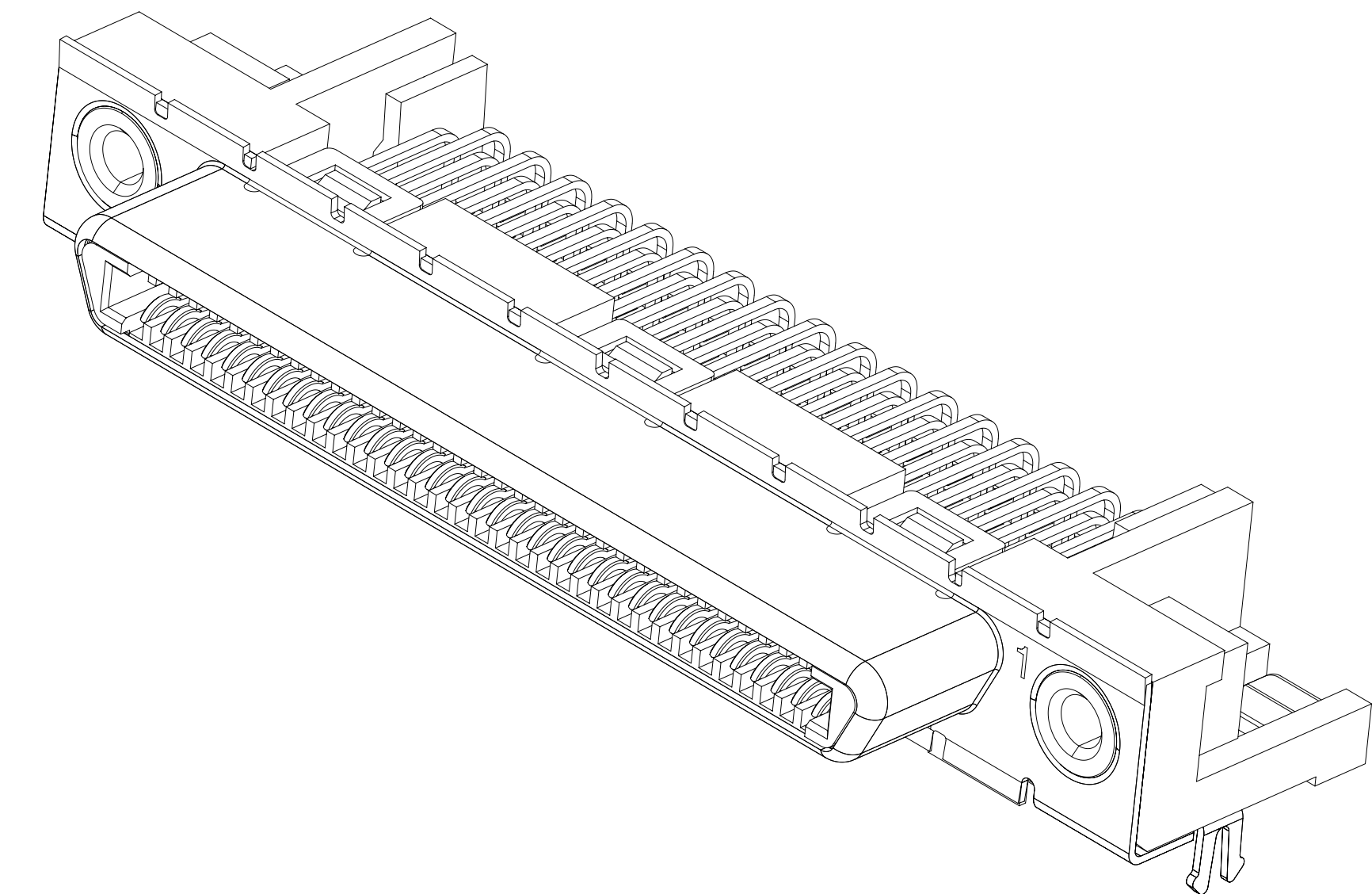
PANEL THICKNESS	RECOMMENDED SCREWLOCK
LESS THAN OR EQUAL TO 1.00 MM	71433-0002
1.01 TO 2.15 MM	71433-0010



SEE SHEET 1 EC NO: UCP2012-3896 DRWN:BBARKER 2012/05/29 CHKD:HWOLFE APPR:SMILLER 2012/08/31 REV: N	QUALITY SYMBOLS $\nabla = 0$ $\nabla = 0$ $\nabla = 0$	GENERAL TOLERANCES (UNLESS SPECIFIED) <table border="1"> <thead> <tr> <th></th> <th>mm</th> <th>INCH</th> </tr> </thead> <tbody> <tr> <td>4 PLACES</td> <td>± 0.25</td> <td>± 0.010</td> </tr> <tr> <td>3 PLACES</td> <td>± 0.25</td> <td>± 0.010</td> </tr> <tr> <td>2 PLACES</td> <td>± 0.13</td> <td>± 0.005</td> </tr> <tr> <td>1 PLACE</td> <td>± 0.25</td> <td>± 0.010</td> </tr> <tr> <td>0 PLACE</td> <td>\pm</td> <td>\pm</td> </tr> </tbody> </table>		mm	INCH	4 PLACES	± 0.25	± 0.010	3 PLACES	± 0.25	± 0.010	2 PLACES	± 0.13	± 0.005	1 PLACE	± 0.25	± 0.010	0 PLACE	\pm	\pm	DIMENSION STYLE MM ONLY DRAWN BY DATE KSTILES 11/14/2002 CHECKED BY DATE KSTILES 11/15/2002 APPROVED BY DATE MBNAKIS 11/22/2002	SCALE 4:1 TITLE VHDCI RIGHT ANGLE ASSEMBLY	DESIGN UNITS METRIC 	THIRD ANGLE PROJECTION
		mm	INCH																					
	4 PLACES	± 0.25	± 0.010																					
	3 PLACES	± 0.25	± 0.010																					
	2 PLACES	± 0.13	± 0.005																					
1 PLACE	± 0.25	± 0.010																						
0 PLACE	\pm	\pm																						
ANGULAR $\pm 1/2^\circ$		MATERIAL NO.		DOCUMENT NO.		SHEET NO.																		
DRAFT WHERE APPLICABLE MUST REMAIN WITHIN DIMENSIONS		SEE SHEET 2		SD-71430-015		3 OF 3																		
THIS DRAWING CONTAINS INFORMATION THAT IS PROPRIETARY TO MOLEX INCORPORATED AND SHOULD NOT BE USED WITHOUT WRITTEN PERMISSION																								

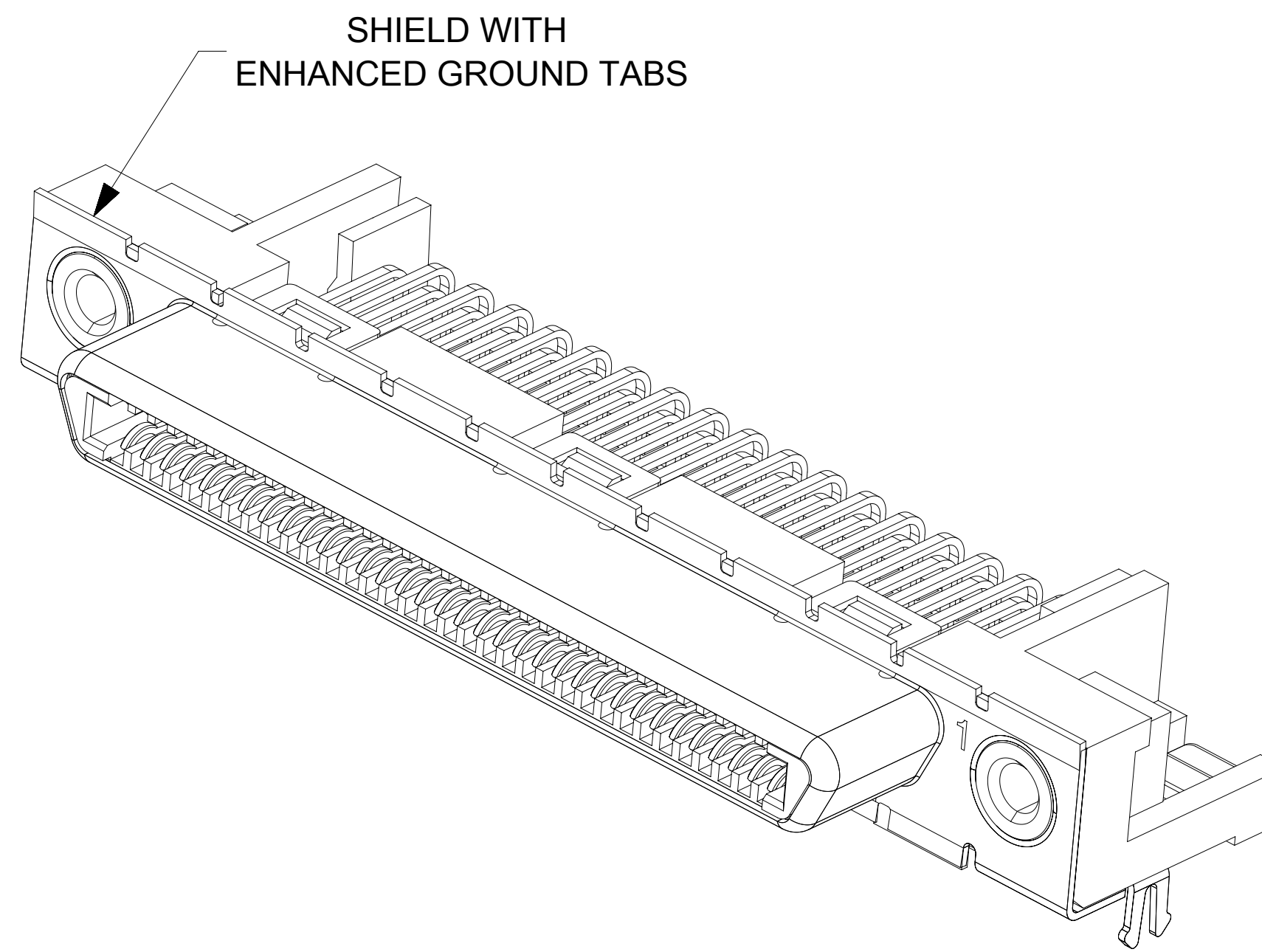
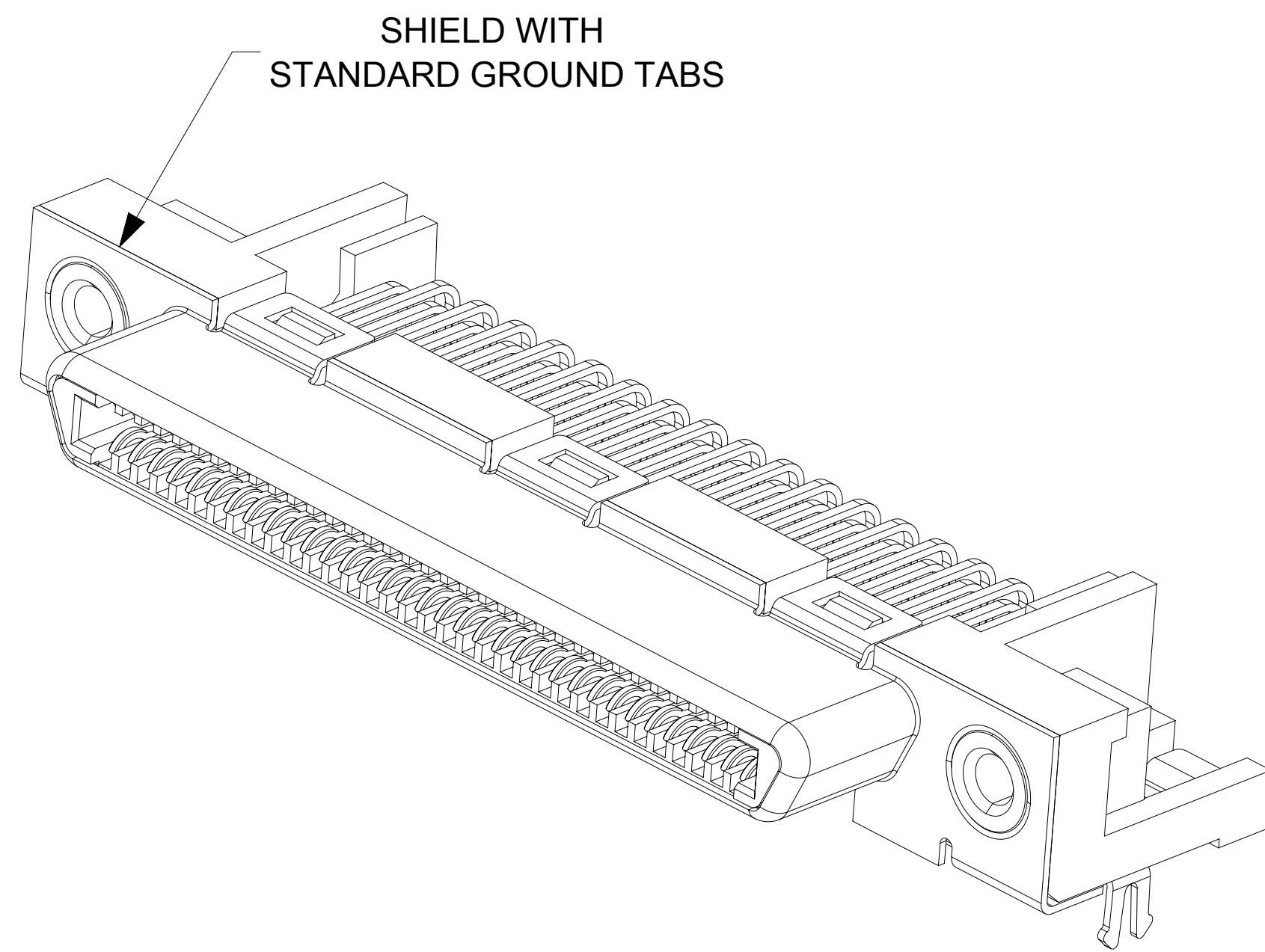


- NOTES:
- MATERIALS:
HOUSING: GLASS FILLED LIQUID CRYSTAL POLYMER (LCP),
UL94 V-0, COLOR:BLACK
TAIL ALIGNER: GLASS FILLED LIQUID CRYSTAL POLYMER (LCP),
TERMINAL: HIGH PERFORMANCE COPPER ALLOY
SHIELD: STEEL
THREADED INSERT: BRASS
 - FINISHES:
TERMINAL: 0.05-0.25 MICROMETERS GOLD FLASH IN CRITICAL AREA
OVER 0.75 MICROMETERS MINIMUM PALLADIUM NICKEL IN
CRITICAL AREA. 1.87 MICROMETERS MINIMUM MATTE TIN IN
SOLDER TAIL AREA. OVERALL NICKEL UNDERPLATE.
BRACKET: 5.0 MICROMETERS MINIMUM BRIGHT TIN OVER A COPPER UNDERPLATE.
SHIELD: 3.8 MICROMETERS MINIMUM BRIGHT TIN OVER 1.3 MICROMETERS
MINIMUM NICKEL OVER COPPER FLASH (OPTIONAL).
THREADED INSERT: 2.54 MICROMETERS MINIMUM NICKEL.
 - PART CONFORMS TO MOLEX PRODUCT SPECIFICATION PS-71425-9999.
 - PRODUCT IS PACKAGED PER PK-71430-0101.
 - APPLICABLE STANDARDS: EIA-3652 AND SFF-8441.
 - DATE CODE: YR/WK PER EIA-476-A.
 - PRODUCT COMPLIES WITH COSMETIC SPECIFICATION PS-45499-002.
SEE SIDE VIEW FOR SURFACE CLASSIFICATIONS.



THIS DRAWING CONTAINS INFORMATION THAT IS PROPRIETARY TO MOLEX ELECTRONIC TECHNOLOGIES, LLC AND SHOULD NOT BE USED WITHOUT WRITTEN PERMISSION									
SYMBOLS	DIMENSION UNITS	SCALE	CURRENT REV DESC:						
▽ = 0	mm	4:1	molex VHDCI RIGHT ANGLE ASSEMBLY PRODUCT CUSTOMER DRAWING EC NO: 624744 DRWN: JWALLACE01 2019/09/25 CHK'D: RNELSON 2019/09/26 APPR: RNELSON 2019/09/26 INITIAL REVISION: DRWN: BBARKER 2011/02/17 APPR: SMILLER 2011/02/25 THIRD ANGLE PROJECTION DRAFT WHERE APPLICABLE MUST REMAIN WITHIN DIMENSIONS						
▽ = 0	GENERAL TOLERANCES (UNLESS SPECIFIED)								
▽ = 0	ANGULAR TOL ± 0.5°								
▽ = 0	4 PLACES ±								
▽ = 0	3 PLACES ±								
▽ = 0	2 PLACES ± 0.13								
▽ = 0	1 PLACE ± 0.25		DOCUMENT NUMBER: SD-71430-3000 DOC TYPE: PSD DOC PART: 001 REVISION: D						
▽ = 0	0 PLACES ±		D-DRAWING		SERIES		SHEET NUMBER		
⊗ = 0	D-DRAWING		D-SIZE		71430		1 OF 3		
⊗ = 0	D-DRAWING		D-SIZE		71430		GENERAL MARKET		

PCB THICKNESS	PART NUMBER	TAIL LENGTH "T" +0.50/0.25	ENHANCED GROUND TABS	TAIL LOCATION "A"	PCB HOLE LOCATION "B"
1.60		2.08	NO	5.50	6.50 MAXIMUM
1.60		2.08	NO		
1.60		2.08	YES		
1.60		2.08	YES		
2.36		2.71	NO		
2.36		2.71	NO		
2.36		2.71	YES		
2.36		2.71	YES		
2.36		2.71	NO		
2.36	71430-3019	2.71	YES		
2.79	71430-3020	3.62	YES	5.30	6.30 MAXIMUM
2.36		2.71	YES		
1.60		2.08	YES		



APPROVED BY:

TITLE:

COMPANY:

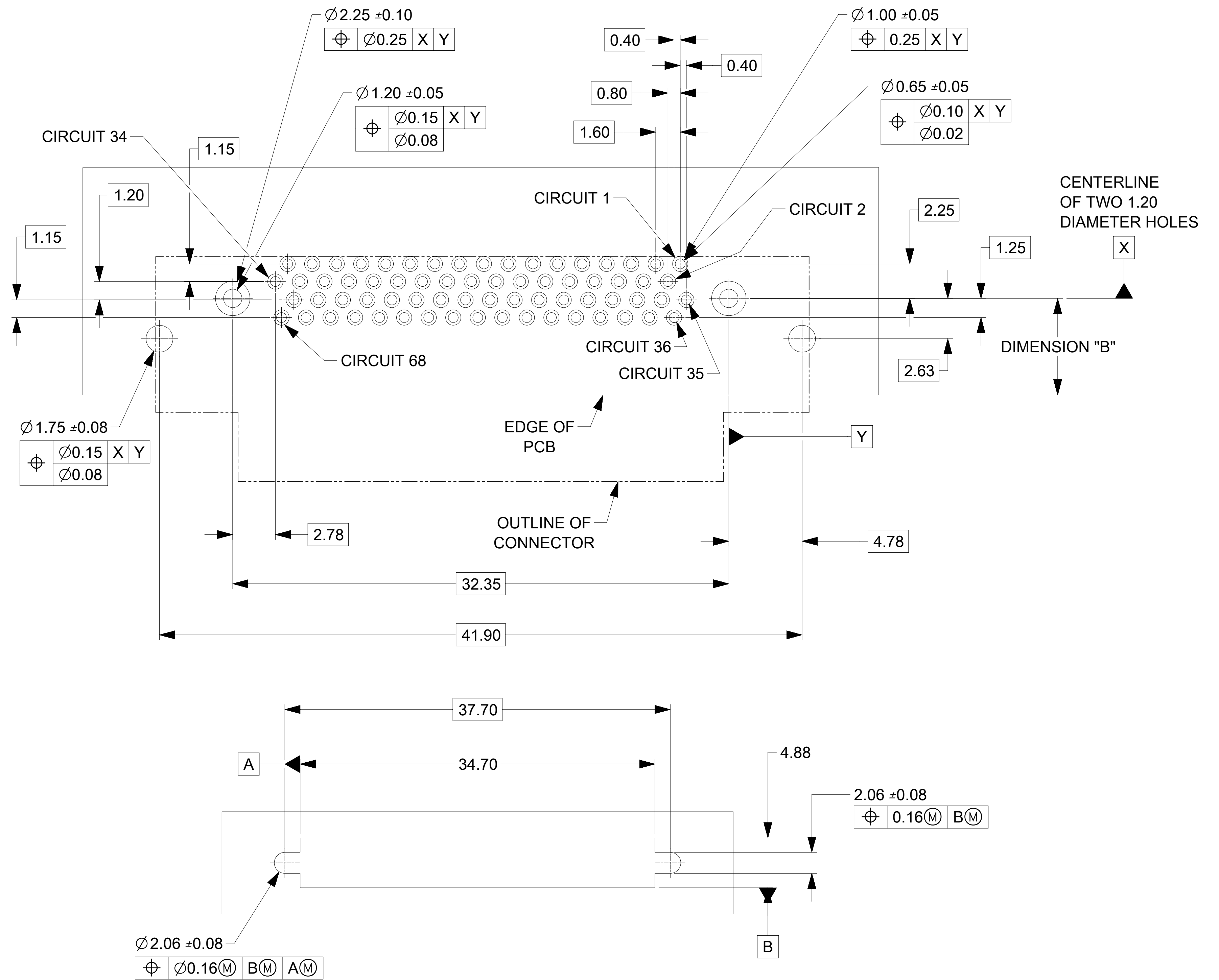
DATE:

SYMBOLS	THIS DRAWING CONTAINS INFORMATION THAT IS PROPRIETARY TO MOLEX ELECTRONIC TECHNOLOGIES, LLC AND SHOULD NOT BE USED WITHOUT WRITTEN PERMISSION			
	DIMENSION UNITS	SCALE	CURRENT REV DESC:	
▽ = 0	mm	6:1	molex VHDCI RIGHT ANGLE ASSEMBLY PRODUCT CUSTOMER DRAWING DOCUMENT NUMBER: SD-71430-3000 DOC TYPE: PSD DOC PART: 001 REVISION: D MATERIAL NUMBER: CUSTOMER: GENERAL MARKET SHEET NUMBER: 2 OF 3	
▽ = 0	GENERAL TOLERANCES (UNLESS SPECIFIED)			
▽ = 0	ANGULAR TOL ± 0.5°			
▽ = 0	4 PLACES	±		
▽ = 0	3 PLACES	±		
▽ = 0	2 PLACES	± 0.13	EC NO: 624744 DRWN: JWALLACE01 2019/09/25 CHK'D: RNELSON 2019/09/26 APPR: RNELSON 2019/09/26 INITIAL REVISION: DRWN: BBARKER 2011/02/17 APPR: SMILLER 2011/02/25	
▽ = 0	1 PLACE	± 0.25	DRAFT WHERE APPLICABLE THIRD ANGLE PROJECTION MUST REMAIN WITHIN DIMENSIONS	
▽ = 0	0 PLACES	±	D-SIZE	71430

NOTES:

1. FOR FULL MATE WITH PLUG, PANEL THICKNESS SHOULD NOT EXCEED 1.0mm.

FUNCTIONAL MATING WITH MOLEX PLUG CAN STILL BE MAINTAINED WITH PANELS AS THICK AS 2.5mm (BUT PLUG AND RECEPTACLE WILL NOT BE FULLY MATED).



THIS DRAWING CONTAINS INFORMATION THAT IS PROPRIETARY TO MOLEX ELECTRONIC TECHNOLOGIES, LLC AND SHOULD NOT BE USED WITHOUT WRITTEN PERMISSION					
SYMBOLS	DIMENSION UNITS	SCALE	CURRENT REV DESC:		
$\nabla = 0$	mm	4:1	EC NO: 624744 DRWN: JWALLACE01 2019/09/25 CHK'D: RNELSON 2019/09/26 APPR: RNELSON 2019/09/26 INITIAL REVISION: DRWN: BBARKER 2011/02/17 APPR: SMILLER 2011/02/25		
$\nabla = 0$	GENERAL TOLERANCES (UNLESS SPECIFIED)				
$\nabla = 0$	ANGULAR TOL $\pm 0.5^\circ$				
$\nabla = 0$	4 PLACES \pm				
$\nabla = 0$	3 PLACES \pm				
$\nabla = 0$	2 PLACES ± 0.13		PRODUCT CUSTOMER DRAWING DOCUMENT NUMBER: SD-71430-3000 DOC TYPE: PSD DOC PART: 001 REVISION: D		
$\nabla = 0$	1 PLACE ± 0.25				
$\nabla = 0$	0 PLACES \pm				
$\square = 0$	DRAFT WHERE APPLICABLE MUST REMAIN WITHIN DIMENSIONS		THIRD ANGLE PROJECTION DRAWING: D-SIZE SERIES: 71430 MATERIAL NUMBER: GENERAL MARKET CUSTOMER: SHEET NUMBER: 3 OF 3		