

# RECTIFIERS

Standard Recovery, 1 Amp to 2 Amp

UT236-UT347  
 UT249-UT363  
 UT251-UT364  
 UT261-UT268

2

## FEATURES

- Continuous Rating: to 2A
- Controlled Avalanche
- Surge Rating: to 30A
- PIV: to 1000V
- Miniature Package

## DESCRIPTION

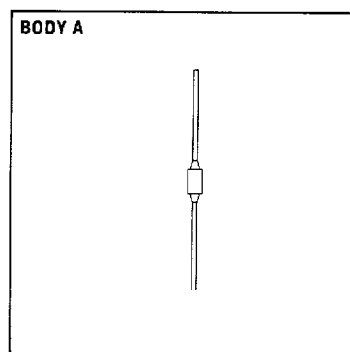
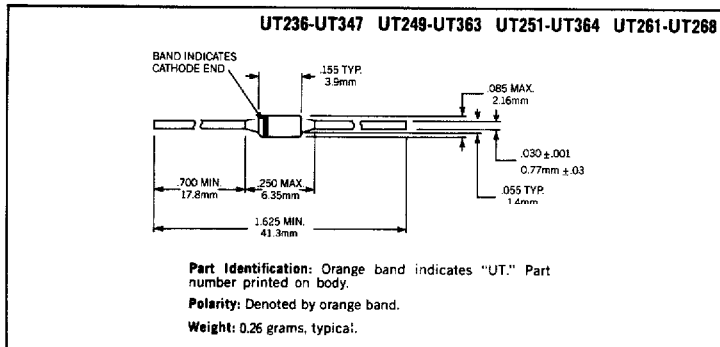
These miniature power rectifiers offer the user extreme reliability for high-rel military supplies.

## ABSOLUTE MAXIMUM RATINGS

Peak Inverse Voltage	1 Amp Series	1.25 Amp Series	1.5 Amp Series	2 Amp Series
100V	UT236	UT249	UT251	UT261
200V	UT234	UT242	UT252	UT262
400V	UT235	UT244	UT254	UT264
500V	UT237	UT245	UT255	UT265
600V	UT238	UT247	UT257	UT267
800V	UT361	UT362	UT258	UT268
1000V	UT347	UT363	UT364	

	1 AMP SERIES	1.25 AMP SERIES	1.5 AMP SERIES	2 AMP SERIES
Maximum Average D.C. Output Current				
@ $T_A = 25^\circ\text{C}$	1.0A	1.25A	1.5A	2.0A
@ $T_A = 100^\circ\text{C}$	0.5A	0.65A	0.75A	1.0A
Non-Repetitive Sinusoidal				
Surge (8.3ms)	20A	20A	25A	30A
Operating Temperature Range	-195°C to +175°C			
Storage Temperature Range	-195°C to +175°C			
Thermal Resistance	See lead temperature derating curve			

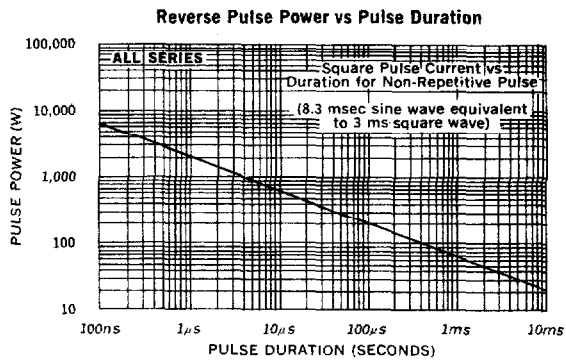
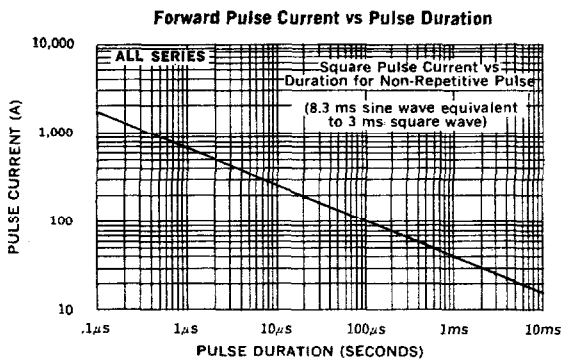
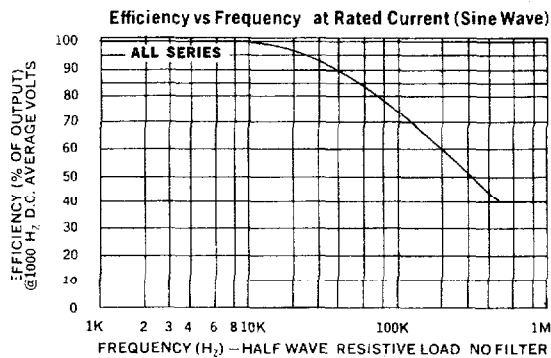
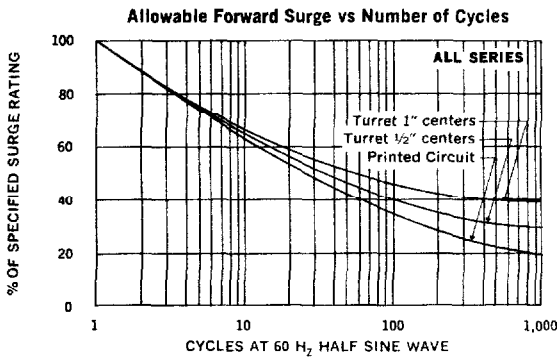
## MECHANICAL SPECIFICATIONS

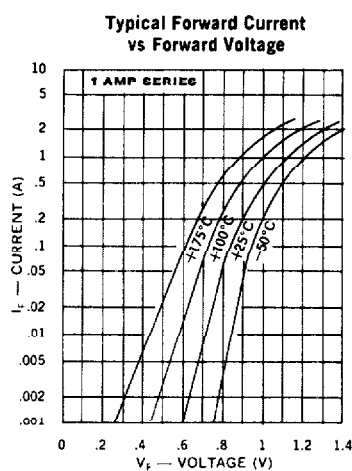
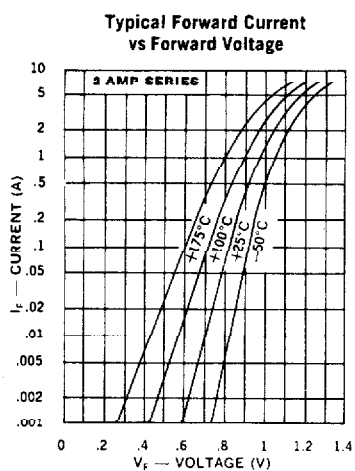
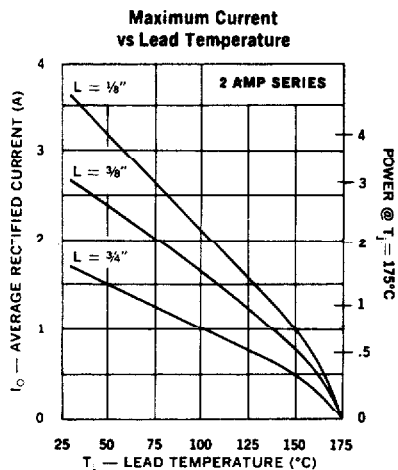
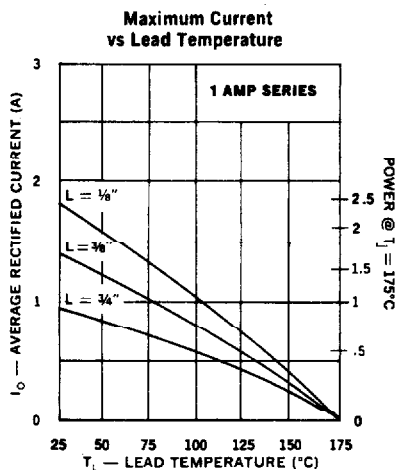


THESE DEVICES ALSO AVAILABLE IN SURFACE MOUNT PACKAGE. SEE SECTION 10

**ELECTRICAL SPECIFICATIONS (at 25°C unless noted)**

Type	PIV	Maximum Forward Voltage Drop	Maximum Leakage Current @ PIV	
			25°C	100°C
UT261 UT262 UT264 UT265 UT267 UT268	100V 200V 400V 500V 600V 800V	1V @ 900mA	2 $\mu$ A	75 $\mu$ A
UT251 UT252 UT254 UT255 UT257 UT258 UT364	100V 200V 400V 500V 600V 800V 1000V	1V @ 750mA	2 $\mu$ A	75 $\mu$ A
UT249 UT242 UT244 UT245 UT247 UT362 UT363	100V 200V 400V 500V 600V 800V 1000V	1V @ 500mA	2 $\mu$ A	75 $\mu$ A
UT236 UT234 UT235 UT237 UT238 UT361 UT347	100V 200V 400V 500V 600V 800V 1000V	1V @ 400mA	2 $\mu$ A	75 $\mu$ A





Typical Leakage Current vs. PIV

