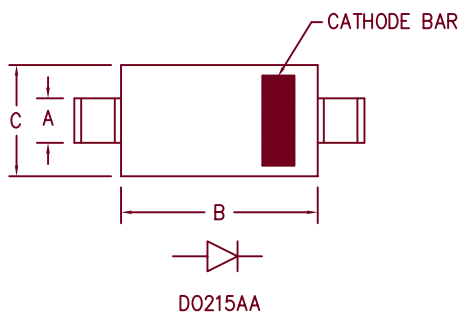
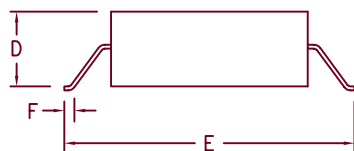


Ultra Fast Recovery Rectifiers

UFS110G — UFS120G



Dim.	Inches		Millimeter		Notes
	Minimum	Maximum	Minimum	Maximum	
A	.081	.087	2.06	2.21	
B	.160	.180	4.06	4.57	
C	.130	.155	3.30	3.94	
D	.075	.095	1.90	2.41	
E	.235	.255	5.97	6.48	
F	.015	.030	.381	.762	



Microsemi Catalog Number	Working Peak Reverse Voltage	Repetitive Peak Reverse Voltage
UFS110G	100V	100V
UFS115G	150V	150V
UFS120G	200V	200V

- Ultra Fast Recovery
- 175°C Junction Temperature
- VRRM 100 to 200 Volts
- 1 Amp Current Rating
- t_{RR} 30ns Max.

Electrical Characteristics

Average forward current	$I_F(AV)$ 1.0 Amps	$T_L = 140^\circ C$, Square wave, $R_{\theta JL} = 25^\circ C/W$
Maximum surge current	I_{FSM} 35 Amps	8.3ms, half sine, $T_J = 175^\circ C$
Max peak forward voltage	V_{FM} .75 Volts	$I_{FM} = 0.1A; T_J = 25^\circ C^*$
Max peak forward voltage	V_{FM} .95 Volts	$I_{FM} = 1.0A; T_J = 25^\circ C^*$
Max reverse recovery time	t_{RR} 30 ns	1/2A, 1A, 1/4A, $T_J = 25^\circ C$
Max peak reverse current	I_{RM} 5 μA	$V_{RRM}, T_J = 25^\circ C$
Typical junction capacitance	C_J 10 pF	$V_R = 10V, T_J = 25^\circ C$

*Pulse test: Pulse width 300 μ sec, Duty cycle 2%

Thermal and Mechanical Characteristics

Storage temperature range	T_{STG}	-55°C to 175°C
Operating junction temp range	T_J	-55°C to 175°C
Maximum thermal resistance	$R_{\theta JL}$	25°C/W Junction to lead
Weight		.0047 ounces (.013 grams) typical



8700 East Thomas Road, P.O. Box 1390
 Scottsdale, AZ 85252
 PH: (480) 941-6300
 FAX: (480) 947-1503
www.microsemi.com

05-08-07 Rev. 4

UFS110G — UFS120G

Figure 1
Typical Forward Characteristics

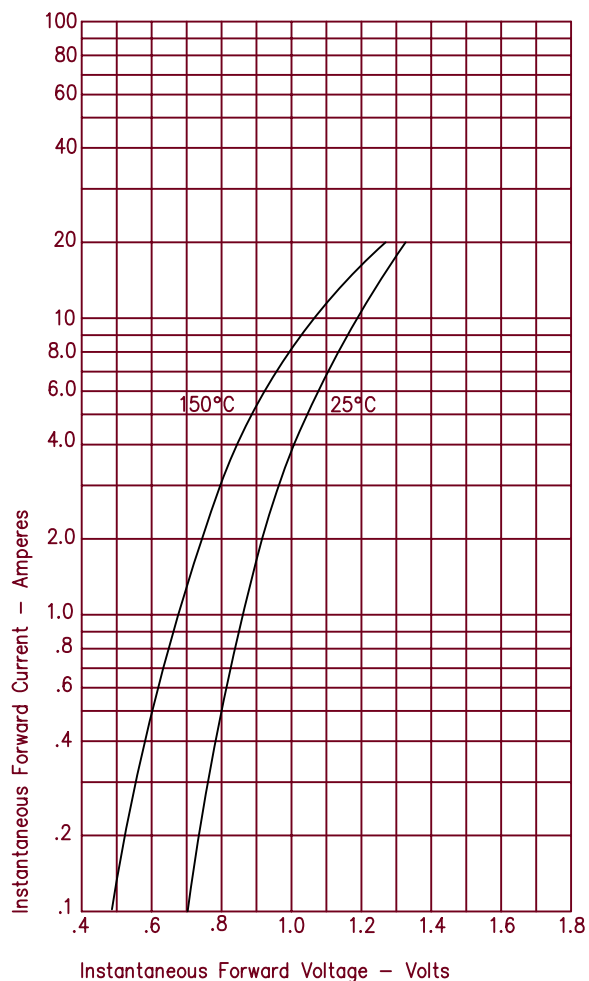


Figure 3
Typical Junction Capacitance

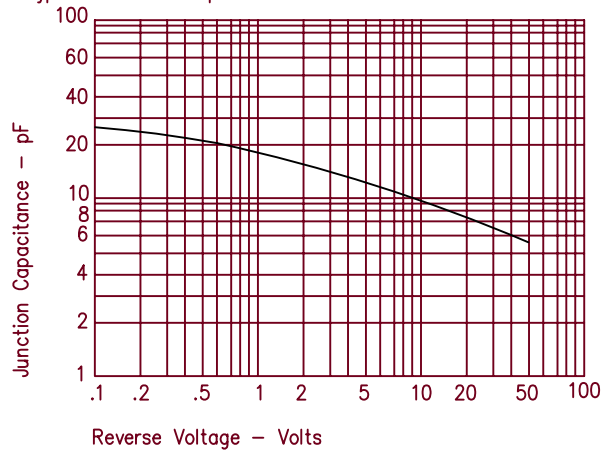


Figure 2
Typical Reverse Characteristics

