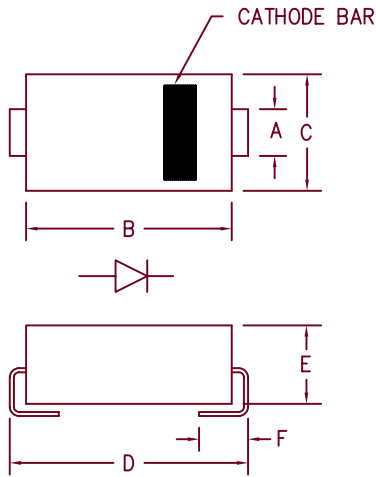


# 3 Amp Schottky Rectifiers SK32A — SK310A



Dim.	Inches		Millimeter		Notes
	Minimum	Maximum	Minimum	Maximum	
A	.068	.087	1.73	2.21	
B	.157	.177	3.99	4.50	
C	.100	.110	2.54	2.79	
D	.194	.228	4.93	5.79	
E	.078	.115	1.98	2.92	
F	.030	.060	.760	1.52	

SMA  
DO-214AC

Microsemi Catalog Number	Working Peak Reverse Voltage	Repetitive Peak Reverse Voltage
SK32A	20V	20V
SK33A	30V	30V
SK34A	40V	40V
SK36A	60V	60V
SK38A	80V	80V
SK310A	100V	100V

- Schottky Barrier Rectifier
- Low Forward Voltage Drop
- 20–100 Volts
- Low switching losses
- Round lead design

Electrical Characteristics			
Average forward current	$I_F(AV)$	3.0A	$T_J = 120^\circ C$ 8.3ms half-sine $f = 1KHZ, 25^\circ C, 1\mu s$ square wave $I_{FM} = 3.0A; T_J = 25^\circ C^*$ $I_{FM} = 3.0A; T_J = 25^\circ C^*$ $I_{FM} = 3.0A; T_J = 25^\circ C^*$ $V_{RRM, T_J} = 25^\circ C$ $V_{RRM, T_J} = 100^\circ C^*$ $V_R = 5.0V, T_J = 25^\circ C$
Maximum surge current	$I_{FSM}$	100A	
Max repetitive reverse current	$I_{R(OV)}$	2A	
Max peak forward voltage (SK32A–SK34A)	V <sub>FM</sub>	.50V	
Max peak forward voltage (SK36A)	V <sub>FM</sub>	.75V	
Max peak forward voltage (SK38A–SK310A)	V <sub>FM</sub>	.85V	
Max peak reverse current	$I_{RM}$	.5mA	
Max peak reverse current	$I_{RM}$	20mA	
Typical junction capacitance	C <sub>J</sub>	250pF	

\*Pulse test: Pulse width 300  $\mu$ sec, Duty cycle 2%

Thermal and Mechanical Characteristics		
Storage temperature range	$T_{STG}$	-55°C to 150°C
Operating junction temp range	$T_J$	-55°C to 125°C
Maximum thermal resistance	$R_{\theta JC}$	10°C/W



8700 East Thomas Road, P.O. Box 1390  
 Scottsdale, AZ 85252  
 PH: (480) 941-6300  
 FAX: (480) 947-1503  
[www.microsemi.com](http://www.microsemi.com)

05-30-07 Rev. 2

# SK32A — SK310A

Figure 1  
Typical Forward Characteristics

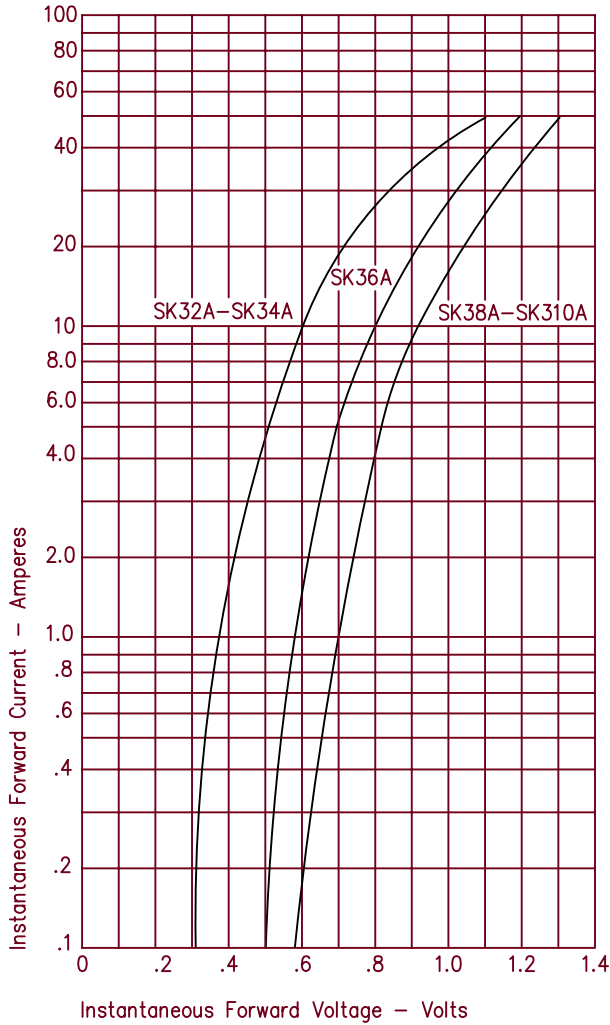


Figure 3  
Typical Junction Capacitance

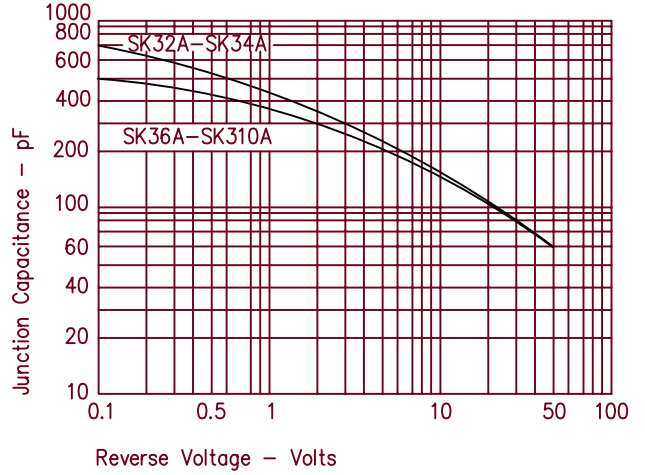


Figure 2  
Typical Reverse Characteristics @ 100°C

