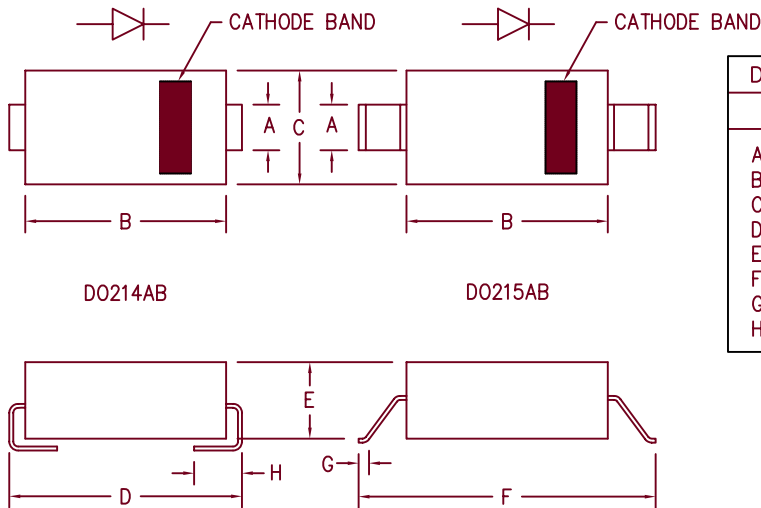


8 Amp Schottky Rectifier LSM835 — LSM845



Dim.	Inches		Millimeter		Notes
	Minimum	Maximum	Minimum	Maximum	
A	.117	.123	2.97	3.12	
B	.260	.280	6.60	7.11	
C	.220	.245	5.59	6.22	
D	.307	.322	7.80	8.18	
E	.075	.095	1.91	2.41	
F	.380	.400	9.65	10.16	
G	.025	.040	.640	1.02	
H	.030	.060	.760	1.52	

Microsemi Catalog Number	Working Working Peak Reverse Voltage	Repetitive Repetitive Peak Reverse Voltage
LSM835*	35V	35V
LSM840*	40V	40V
LSM845*	45V	45V

*Add Suffix J For J Lead or G For Gull Wing Lead Configuration

- Schottky Barrier Rectifier
- Guard Ring Protection
- Low Forward Voltage
- 150°C Junction Temperature
- V_{RRM} 35 to 45 Volts
- High Current Capability

Electrical Characteristics

Average forward current	$I_F(AV)$ 8.0 Amps	Square wave
Maximum surge current	$I_F(AV)$ 350 Amps	8.3 ms, half sine, $T_J = 150^\circ C$
Max peak forward voltage	V_{FM} .40 Volts	$I_{FM} = 8.0A; T_J = 150^\circ C$ *
Max peak forward voltage	V_{FM} .52 Volts	$I_{FM} = 8.0A; T_J = 25^\circ C$ *
Max peak reverse current	I_{RM} 2 mA	$V_{RRM}, T_J = 25^\circ C$
Typical junction capacitance	C_J 575 pF	$V_R = 5.0V, T_J = 25^\circ C$

* Pulse test: Pulse width 300 μ sec, Duty cycle 2%

Thermal and Mechanical Characteristics

Storage temperature range	T_{STG}	-55°C to 175°C
Operating junction temp range	T_J	-55°C to 150°C
Maximum thermal resistance	$R_{\theta JL}$	20°C/W Junction to lead
Weight		.008 ounces (.22 grams) typical



8700 East Thomas Road, P.O. Box 1390
Scottsdale, AZ 85252
PH: (480) 941-6300
FAX: (480) 947-1503
www.microsemi.com

05-17-07 Rev. 3

LSM835 — LSM845

Figure 1
Typical Forward Characteristic

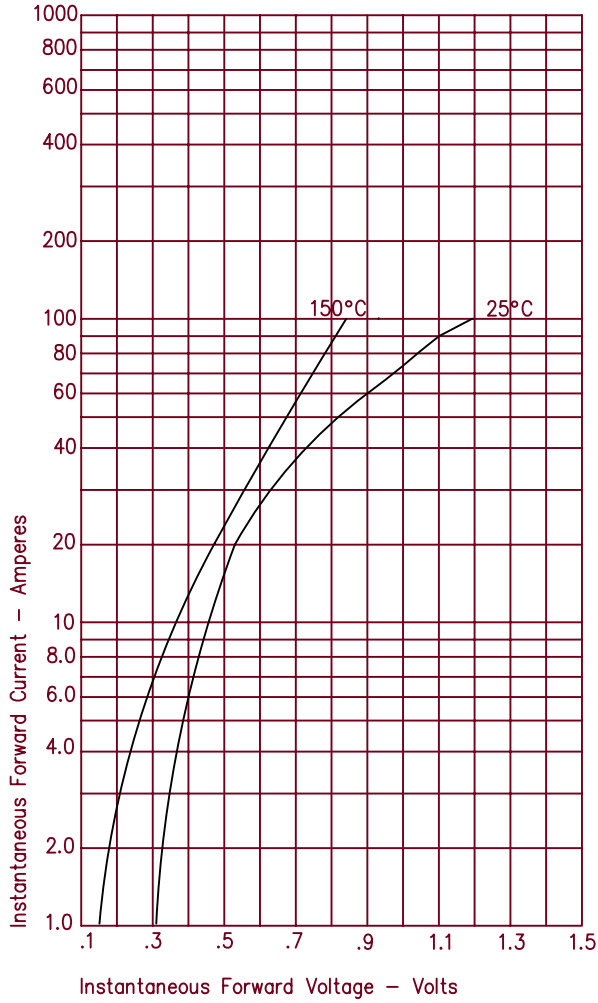


Figure 3
Typical Junction Capacitance

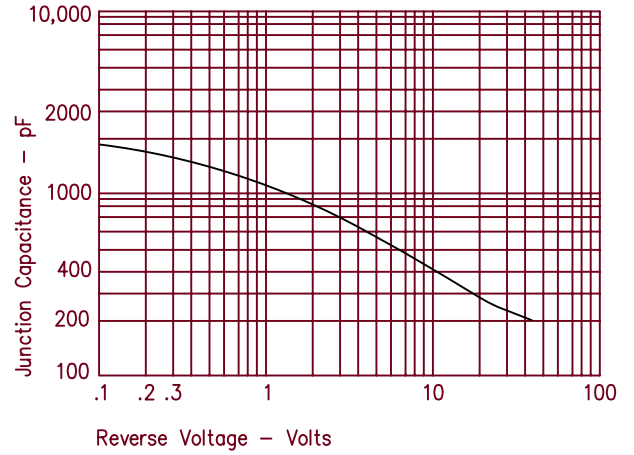


Figure 2
Typical Reverse Characteristics

