

- 1 AMP SCHOTTKY BARRIER RECTIFIER CHIP
- COMPATIBLE WITH ALL WIRE BONDING AND DIE ATTACH TECHNIQUES, WITH THE EXCEPTION OF SOLDER RELOW

Qualified per MIL-PRF-19500/586

DEVICE

1N5819

QUALIFIED LEVELS

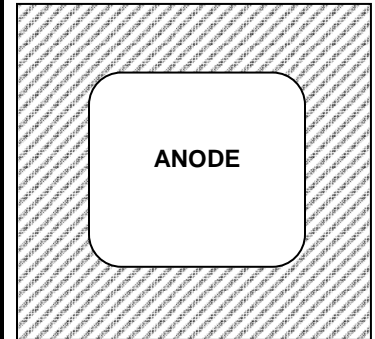
**JANHCA
JANKCA**

MAXIMUM RATING AT 25°C

Operating Temperature: -55°C to +110°C
 Storage Temperature: -55°C to +150°C
 Average Rectified Forward Current: 1.0 AMP @ T_L +55°C

ELECTRICAL CHARACTERISTICS (T_A = 25°C, unless otherwise specified)

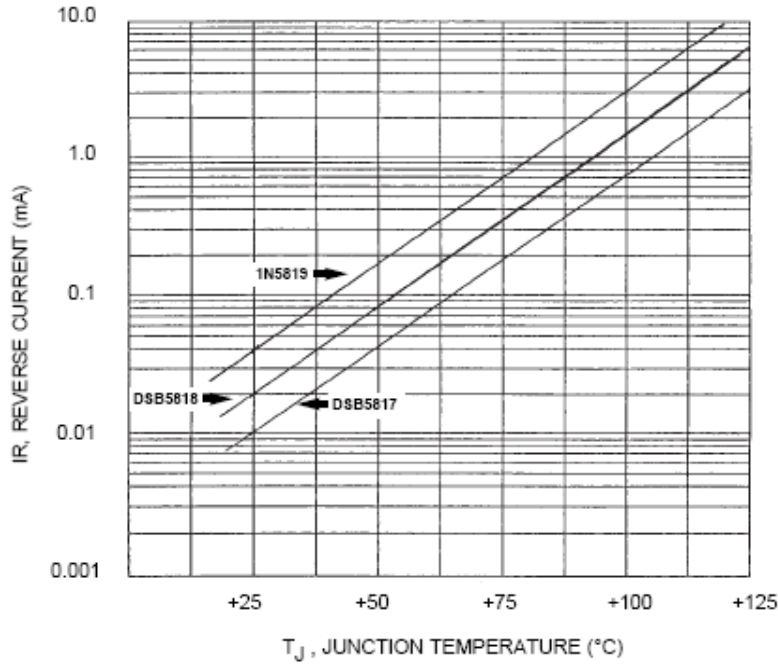
TYPE NUMBER	WORKING PEAK REVERSE VOLTAGE	MAXIMUM FORWARD VOLTAGE			MAXIMUM REVERSE LEAKAGE CURRENT AT RATED VOLTAGE	
		V _F @ 0.1A	V _F @ 1.0A	V _F @ 3.1A	I _R @ 25°C	I _R @ 100°C
	VOLTS	VOLTS	VOLTS	VOLTS	mA	mA
1N5819	45	0.34	0.49	0.8	0.050	5.0



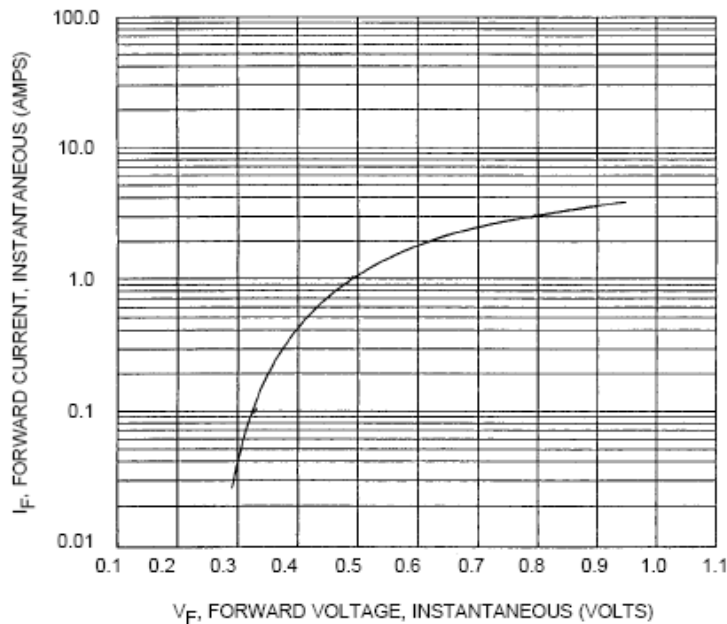
37 MIL SQUARE

GRAPH

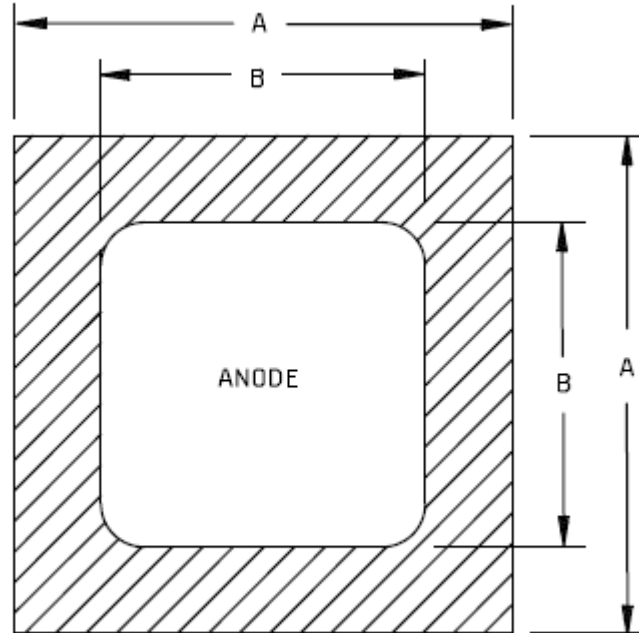
TYPICAL REVERSE LEAKAGE CURRENT AT RAATED PIV (PULSED)



TYPICAL FORWARD VOLTAGE



▶ **DIE DIMENSIONS**



BACKSIDE IS CATHODE

DESIGN DATA

Metallization:
 Top: (Anode)..... Al
 Back: (Cathode)..... Au

Al thickness..... 25,000Å min
 Gold thickness..... 4,000Å min
 Chip thickness..... 10 Mils ±2 Mils

Symbol	Dimensions			
	Inches		Millimeters	
	Min	Max	Min	Max
A	.035	.039	0.89	0.99
B	.031	.033	0.79	0.84