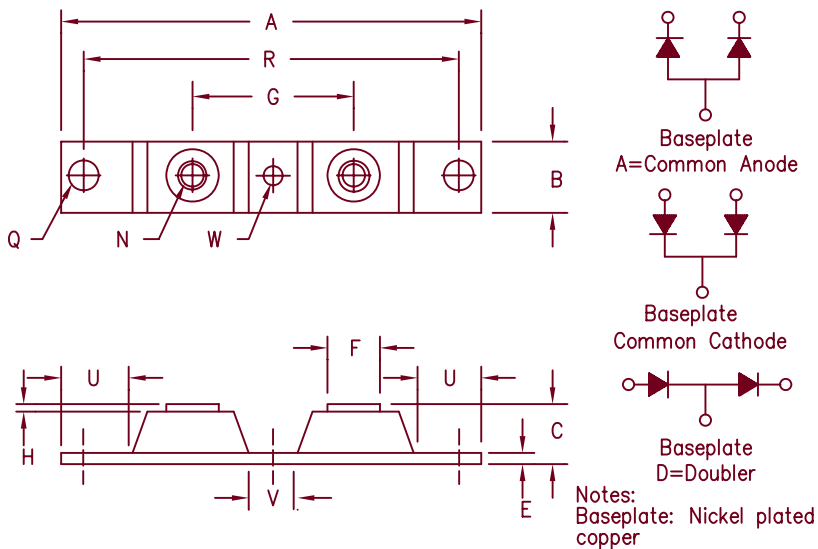


Schottky Powermod CPT20230



Dim.	Inches		Millimeters		Notes
	Min.	Max.	Min.	Max.	
A	---	3.630	---	92.20	
B	0.700	0.800	17.78	20.32	
C	---	0.630	---	16.00	
E	0.120	0.130	3.05	3.30	
F	0.490	0.510	12.45	12.95	
G	1.375 BSC		34.92 BSC		
H	0.010	---	0.25	---	
N	---	---	---	---	1/4-20
Q	0.275	0.290	6.99	7.37	Dia.
R	3.150 BSC		80.01 BSC		
U	0.600	---	15.24	---	
V	0.312	0.340	7.92	8.64	
W	0.180	0.195	4.57	4.95	Dia.

Microsemi Catalog Number	Industry Part Number	Working Peak Reverse Voltage	Repetitive Peak Reverse Voltage
CPT20230	220CNQ030	30V	30V

*Add Suffix A for Common Anode, D for Doubler

- Schottky Barrier Rectifier
- Guard Ring Protection
- Low Power Loss
- 150°C Junction Temperature
- 220 Amperes/30 Volts
- Reverse Energy Tested

Electrical Characteristics

Average forward current per package	I _{F(AV)} 220 Amps	T _C = 117°C, square wave, R _{θJC} = 0.2°C/W
Average forward current per leg	I _{F(AV)} 110 Amps	T _C = 117°C, square wave, R _{θJC} = 0.4°C/W
Maximum surge current per leg	I _{FSM} 2500 Amps	8.3ms, half sine, T _J = 150°C
Maximum repetitive reverse current per leg	I _{R(OV)} 2 Amps	f = 1 KHz, 25°C, 1 μsec square wave, T _J = 25°C
Max peak forward voltage per leg	V _{FM} .48 Volts	I _{FM} = 110A: T _J = 25°C*
Max peak reverse current per leg	I _{RM} 1.0 Amps	V _{RRM, T_J} = 125°C
Max peak reverse voltage per leg	V _{RM} 10 mA	V _{RRM, T_J} = 25°C
Typical junction capacitance per leg	C _J 4900 pF	V _R = 5V, T _J = 25°C, f = 1MHz

*Pulse test: Pulse width 300 μsec, Duty cycle 2%

Thermal and Mechanical Characteristics

Storage temp range	T _{STG}	-55°C to 175°C
Operation junction temp range	T _J	-55°C to 150°C
Max thermal resistance per leg	R _{θJC}	0.4°C/W Junction to case
Max thermal resistance per pkg	R _{θJC}	0.2°C/W Junction to case
Typical thermal resistance (greased)	R _{θCS}	0.08°C/W Case to sink
Terminal Torque		35-50 inch pounds
Mounting Base Torque (outside holes)		30-40 inch pounds
Mounting Base Torque (center hole) center bolt must be torqued first		8-10 inch pounds
Weight		2.8 ounces (75 grams) typical



8700 East Thomas Road, P.O. Box 1390
Scottsdale, AZ 85252
PH: (480) 941-6300
FAX: (480) 947-1503
www.microsemi.com

05-09-07 Rev. 4

CPT20230

Figure 1
Typical Forward Characteristics – Per Leg

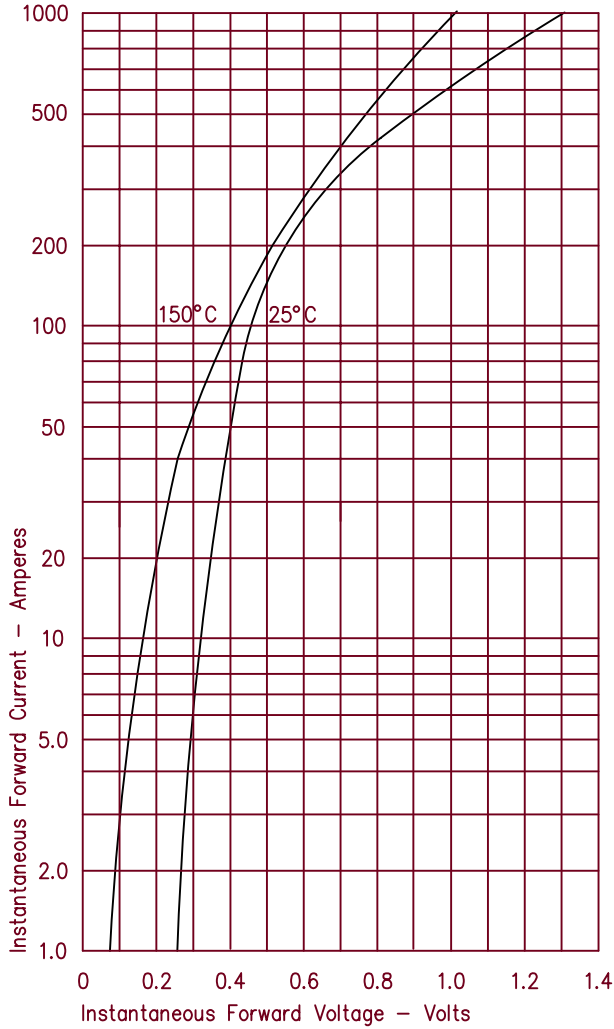


Figure 3
Typical Junction Capacitance – Per Leg

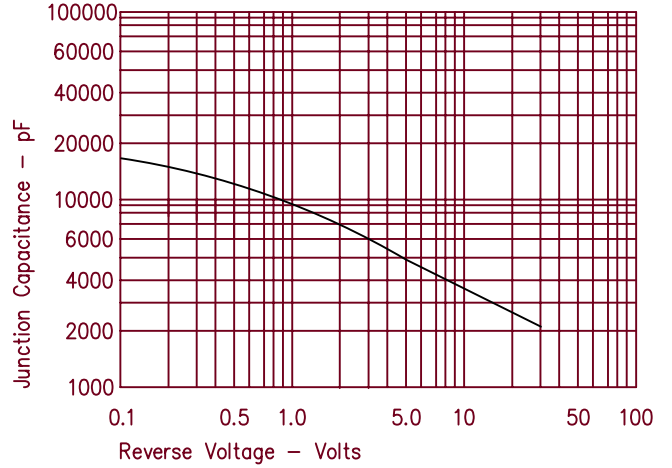


Figure 4
Forward Current Derating – Per Leg

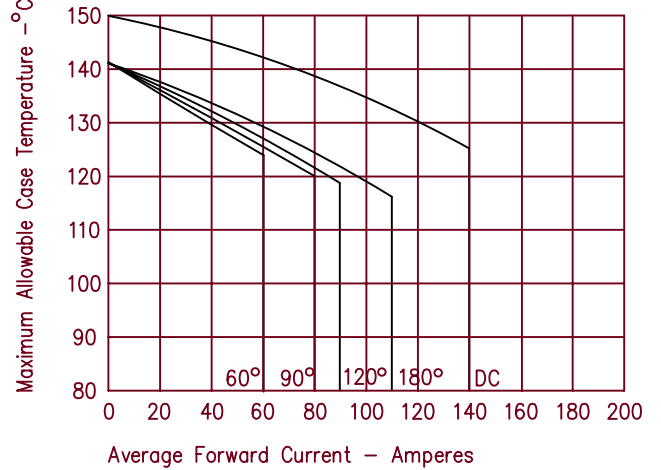


Figure 2
Typical Reverse Characteristics – Per Leg

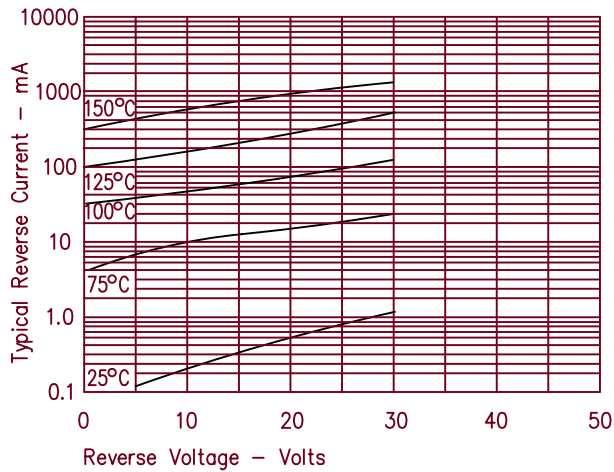


Figure 5
Maximum Forward Power Dissipation – Per Leg

