

Obsolete

M.C.C.

Micro Commercial Components

Micro Commercial Components
20736 Marilla Street Chatsworth
CA 91311
Phone: (818) 701-4933
Fax: (818) 701-4939

MP1005 THRU MP1010

Features

- Low Forward Voltage Drop
- Plastic Case
- Any Mounting Position
- Surge Rating Of 150 Amps
- Case Material: Molded Plastic. UL Flammability Classificatio Rating 94-0 and MSL Rating 1
- Lead Free Finish/RoHS Compliant (NOTE 1)("P" Suffix designates RoHS Compliant. See ordering information)

Maximum Ratings

- Operating Temperature: -55°C to +125°C
- Storage Temperature: -55°C to +150°C
- UL Recognized File # E165989

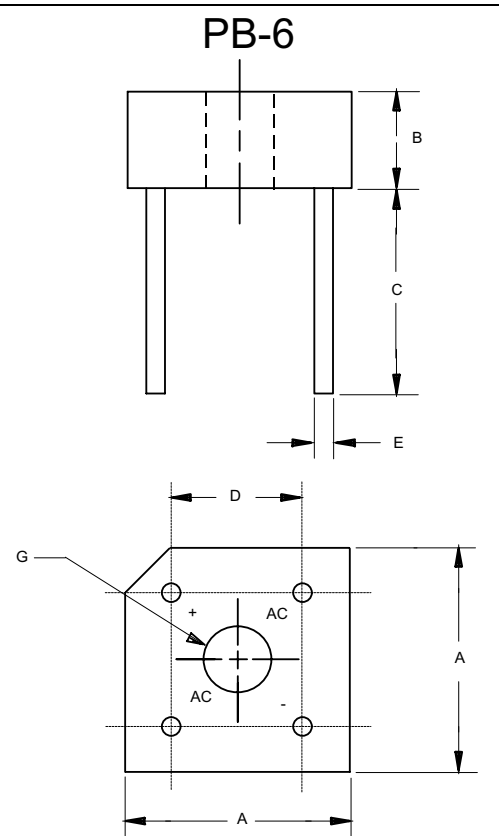
MCC Catalog Number	Device Marking	Maximum Recurrent Peak Reverse Voltage	Maximum RMS Voltage	Maximum DC Blocking Voltage
MP1005	MP1005	50V	35V	50V
MP101	MP101	100V	70V	100V
MP102	MP102	200V	140V	200V
MP104	MP104	400V	280V	400V
MP106	MP106	600V	420V	600V
MP108	MP108	800V	560V	800V
MP1010	MP1010	1000v	700V	1000V

Electrical Characteristics @ 25°C Unless Otherwise Specified

Average Forward Current	$I_{F(AV)}$	10.0A	$T_J = 75^\circ\text{C}$
Peak Forward Surge Current	I_{FSM}	150A	8.3ms, half sine
Maximum Forward Voltage Drop Per Element	V_F	1.1V	$I_{FM} = 5A$ per element; $T_J = 25^\circ\text{C}$ (Note 2)
Maximum DC Reverse Current At Rated DC Blocking Voltage	I_R	10µA 2mA	$T_J = 25^\circ\text{C}$ $T_J = 100^\circ\text{C}$

- Notes: 1. High Temperature Solder Exemption Applied, see EU Directive Annex Notes 7
2. Pulse Test: Pulse Width 300usec, Duty Cycle 1%

10 Amp Single Phase Bridge Rectifier 50 to 1000 Volts

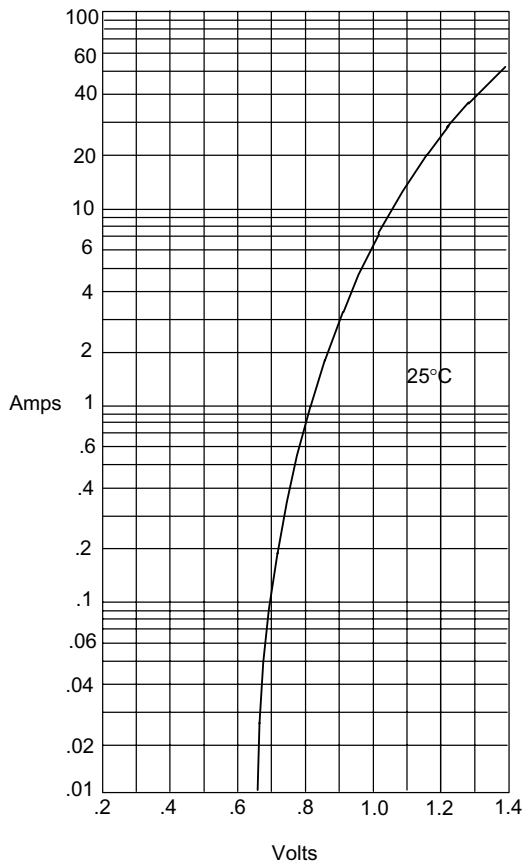


DIM	INCHES		MM		NOTE
	MIN	MAX	MIN	MAX	
A	.578	.619	14.69	15.71	2PL
B	.230	.270	5.84	6.86	
C	.752	---	19.10	---	
D	.405	.445	10.29	11.31	2PL
E	.038	.042	0.97	1.07	4PL/TYP
G	.145	---	3.70	---	∅

www.mccsemi.com

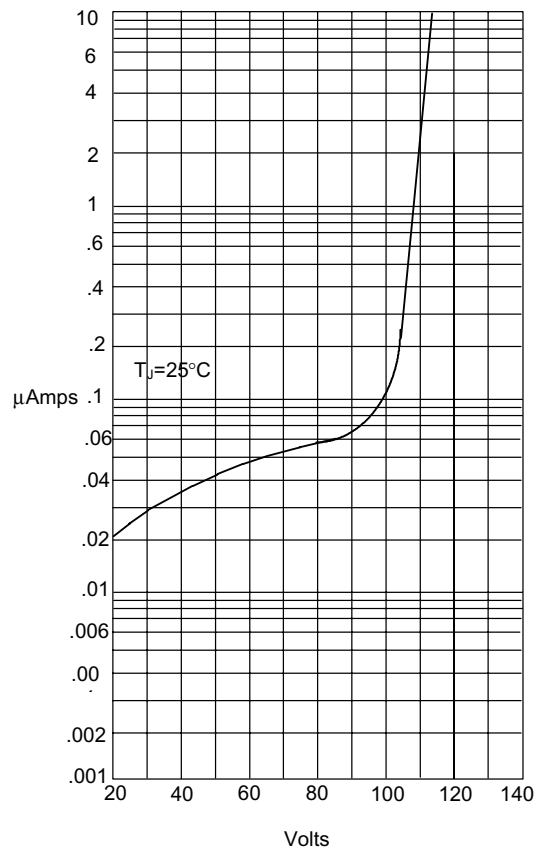
MP1005 thru MP1010

Figure 1
Typical Forward Characteristics



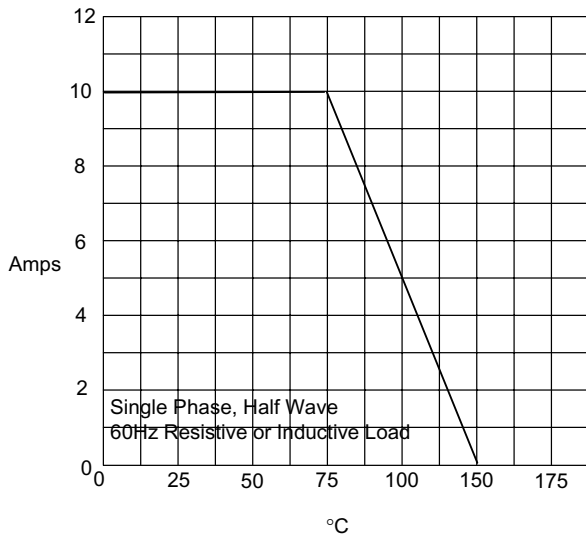
Instantaneous Forward Current - Amperes *versus*
Instantaneous Forward Voltage - Volts

Figure 2
Micro Commercial Components
Typical Reverse Characteristics



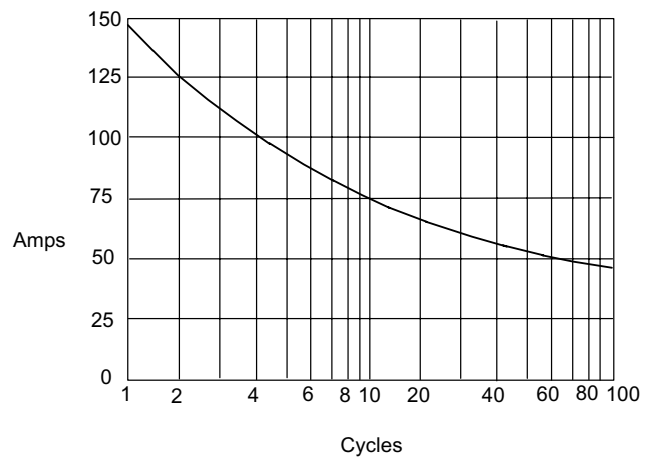
Instantaneous Reverse Leakage Current - MicroAmperes *versus*
Percent Of Rated Peak Reverse Voltage - Volts

Figure 3
Forward Derating Curve



Average Forward Rectified Current - Amperes *versus*
Ambient Temperature - °C

Figure 4
Peak Forward Surge Current



Peak Forward Surge Current - Amperes *versus*
Number Of Cycles At 60Hz - Cycles



Micro Commercial Components

Ordering Information

Device	Packing
(Part Number)-BP	Bulk;200pcs/Box

IMPORTANT NOTICE

Micro Commercial Components Corp. reserves the right to make changes without further notice to any product herein to make corrections, modifications, enhancements, improvements, or other changes. *Micro Commercial Components Corp.* does not assume any liability arising out of the application or use of any product described herein; neither does it convey any license under its patent rights, nor the rights of others. The user of products in such applications shall assume all risks of such use and will agree to hold *Micro Commercial Components Corp.* and all the companies whose products are represented on our website, harmless against all damages.

APPLICATIONS DISCLAIMER

Products offer by *Micro Commercial Components Corp.* are not intended for use in Medical, Aerospace or Military Applications.

www.mccsemi.com