



Micro Commercial Components
 20736 Marilla Street Chatsworth
 CA 91311
 Phone: (818) 701-4933
 Fax: (818) 701-4939

SK52B-L THRU SK520B-L

5 Amp Schottky Rectifier 20 to 200 Volts

Features

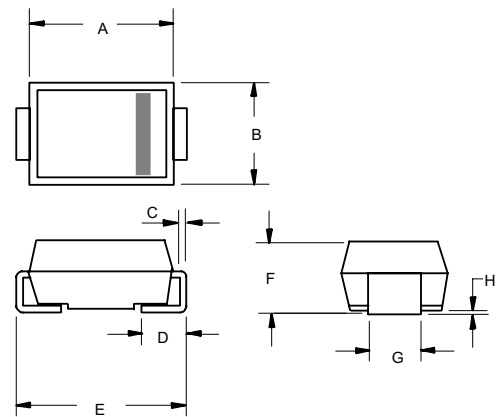
- Lead Free Finish/Rohs Compliant (Note1) ("P" Suffix designates Compliant. See ordering information)
- High Current Capability
- For Surface Mount Applications
- Higher Temp Soldering : 260°C for 10 Seconds At Terminals
- Available on Tape and Reel
- Epoxy meets UL 94 V-0 flammability rating
- Moisture Sensitivity Level 1
- Halogen free available upon request by adding suffix "-HF"

Maximum Ratings

- Operating Temperature: -55°C to +150°C
- Storage Temperature: -55°C to +150°C
- Maximum Thermal Resistance; 16°C/W Junction To Lead
55°C/W Junction To Ambient

MCC Catalog Number	Device Marking	Maximum Recurrent Peak Reverse Voltage	Maximum RMS Voltage	Maximum DC Blocking Voltage
SK52B-L	SK52B	20V	14V	20V
SK53B-L	SK53B	30V	21V	30V
SK54B-L	SK54B	40V	28V	40V
SK55B-L	SK55B	50V	35V	50V
SK56B-L	SK56B	60V	42V	60V
SK58B-L	SK58B	80V	56V	80V
SK510B-L	SK510B	100V	70V	100V
SK5150B-L	SK5150	150V	105V	150V
SK520B-L	SK520B	200V	140V	200V

DO-214AA (SMB) (LEAD FRAME)

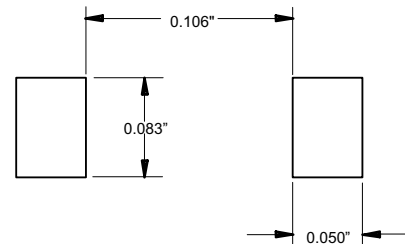


DIM	DIMENSIONS				NOTE
	INCHES		MM		
A	.160	.185	4.06	4.70	
B	.130	.155	3.30	3.94	
C	.006	.012	0.15	0.31	
D	.030	.060	0.76	1.52	
E	.200	.220	5.08	5.59	
F	.079	.096	2.00	2.44	
G	.075	.087	1.91	2.21	
H	.002	.008	0.05	0.203	

Electrical Characteristics @ 25°C Unless Otherwise Specified

Average Forward Current	$I_{F(AV)}$	5.0A	$T_C = 120^\circ C$
Peak Forward Surge Current	I_{FSM}	100A	8.3ms, half sine
Maximum Instantaneous Forward Voltage SK52B-L~54B-L SK55B-L~56B-L SK58B-L~510B-L SK5150B-L SK520B-L	V_F	.55V .75V .85V .87V .90V	$I_{FM} = 5.0A;$ $T_J = 25^\circ C$
Maximum DC Reverse Current At Rated DC Blocking Voltage	I_R	1.0mA 20mA	$T_J = 25^\circ C$ $T_J = 100^\circ C$
Typical Junction Capacitance	C_J	200pF	Measured at 1.0MHz, $V_R=4.0V$

SUGGESTED SOLDER PAD LAYOUT

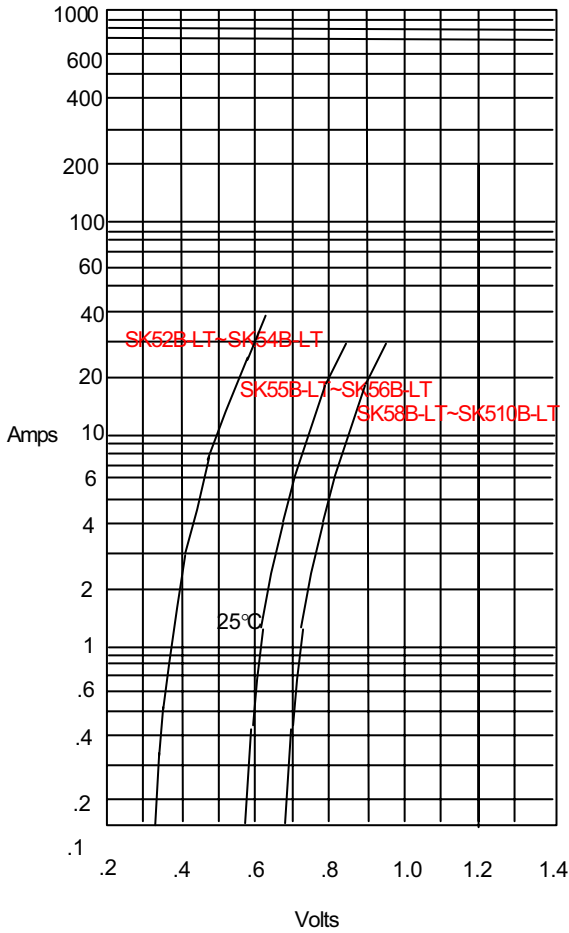


*Pulse test: Pulse width 200 μ sec, Duty cycle 2%

Note: 1. High Temperature Solder Exemptions Applied, see EU Directive Annex 7.

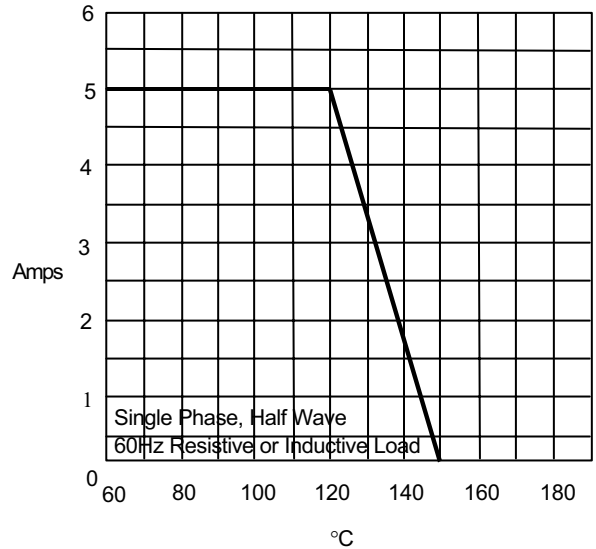
SK52B-L thru SK520B-L

Figure 1
Typical Forward Characteristics



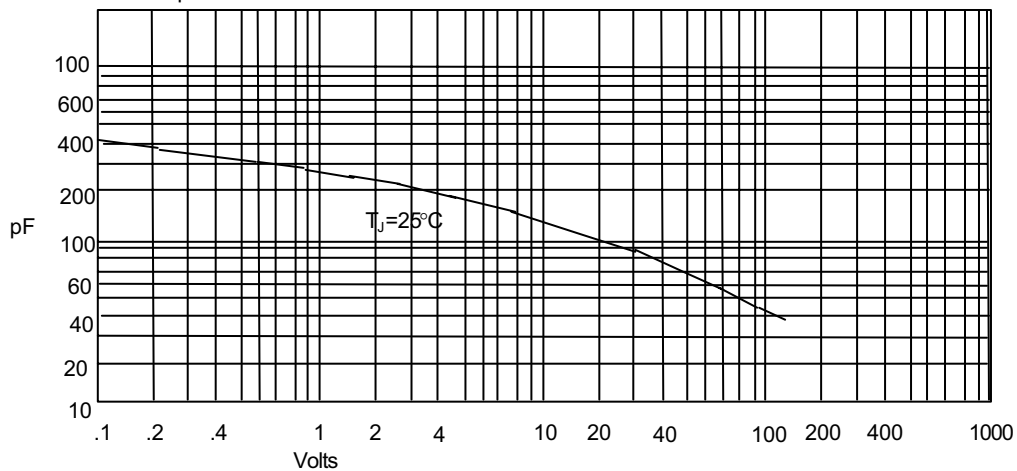
Instantaneous Forward Current - Amperes versus
Instantaneous Forward Voltage - Volts

Figure 2
Forward Derating Curve



Average Forward Rectified Current - Amperes versus
Case Temperature - °C

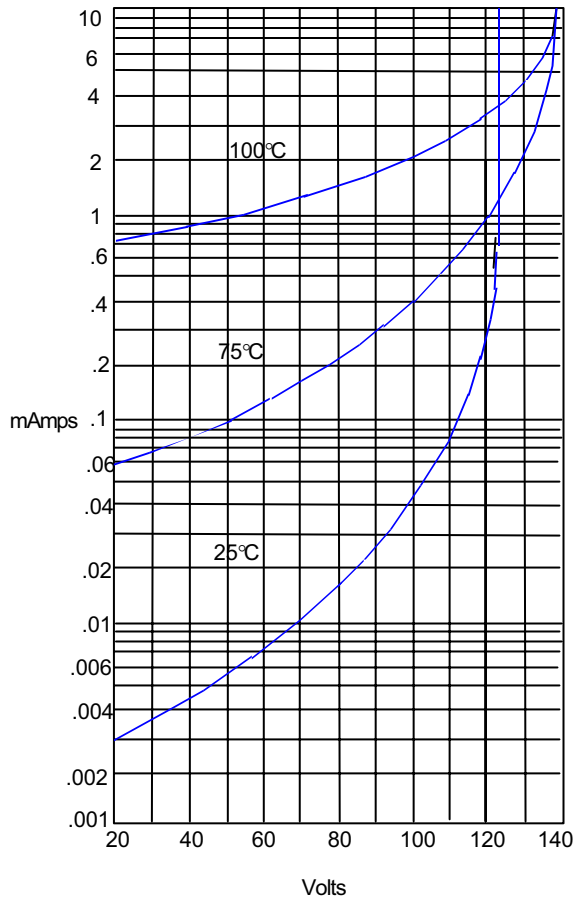
Figure 3
Junction Capacitance



Junction Capacitance - pF versus
Reverse Voltage - Volts

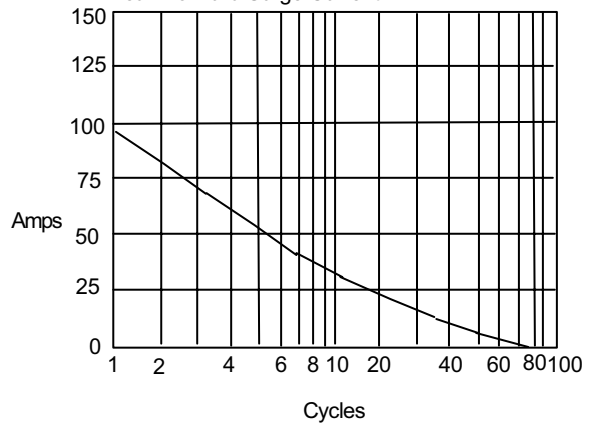
SK52B-L thru SK520B-L

Figure 4
Typical Reverse Characteristics



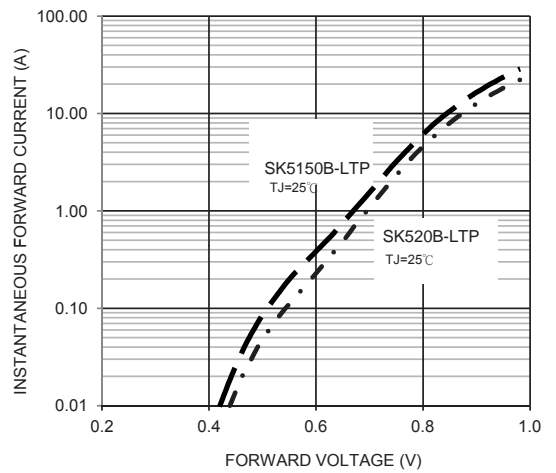
Instantaneous Reverse Leakage Current - MicroAmperes *versus* Percent Of Rated Peak Reverse Voltage - Volts

Figure 5
Peak Forward Surge Current



Peak Forward Surge Current - Amperes *versus* Number Of Cycles At 60Hz - Cycles

FIG. 6-TYPICAL FORWARD CHARACTERISTICS





Micro Commercial Components

Ordering Information :

Device	Packing
SK52B-LTP~SK520B-LTP	Tape&Reel: 3Kpcs/Reel

Note : Adding "-HF" suffix for halogen free, eg. SK52B-LTP-HF-SK520B-LTP-HF

IMPORTANT NOTICE

Micro Commercial Components Corp. reserves the right to make changes without further notice to any product herein to make corrections, modifications, enhancements, improvements, or other changes. **Micro Commercial Components Corp.** does not assume any liability arising out of the application or use of any product described herein; neither does it convey any license under its patent rights, nor the rights of others. The user of products in such applications shall assume all risks of such use and will agree to hold **Micro Commercial Components Corp.** and all the companies whose products are represented on our website, harmless against all damages.

LIFE SUPPORT

MCC's products are not authorized for use as critical components in life support devices or systems without the express written approval of Micro Commercial Components Corporation.

CUSTOMER AWARENESS

Counterfeiting of semiconductor parts is a growing problem in the industry. Micro Commercial Components (MCC) is taking strong measures to protect ourselves and our customers from the proliferation of counterfeit parts. MCC strongly encourages customers to purchase MCC parts either directly from MCC or from Authorized MCC Distributors who are listed by country on our web page cited below. Products customers buy either from MCC directly or from Authorized MCC Distributors are genuine parts, have full traceability, meet MCC's quality standards for handling and storage. **MCC will not provide any warranty coverage or other assistance for parts bought from Unauthorized Sources.** MCC is committed to combat this global problem and encourage our customers to do their part in stopping this practice by buying direct or from authorized distributors.

www.mccsemi.com