



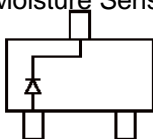
Micro Commercial Components
 20736 Marilla Street Chatsworth
 CA 91311
 Phone: (818) 701-4933
 Fax: (818) 701-4939

BAS21T

150mW 250 Volt Switching Diode

Features

- Halogen free available upon request by adding suffix "-HF"
- Ultra-Small Surface Mount Package
- Fast Switching Speed
- For General Purpose Switching Applications
- High Conductance
- Epoxy meets UL 94 V-0 flammability rating
- Moisture Sensitivity Level 1

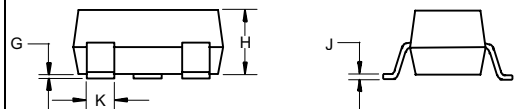
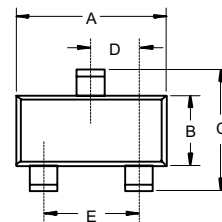


Marking : T3

Maximum Ratings

- Operating Temperature: -65°C to +150°C
- Storage Temperature: -65°C to +150°C

SOT-523



Electrical Characteristics @ 25°C Unless Otherwise Specified

Peak Repetitive Reverse Voltage	V_{RRM}	250V	
Average Rectified Output Current	I_o	200mA	
Power Dissipation	P_D	150mW	
Peak Forward Surge Current @t=1.0µs @t=1.0s	I_{FSM}	2.5A 0.5A	
Maximum Instantaneous Forward Voltage	V_F	1V 1.25V	IF=100mA IF=200mA
Maximum DC Reverse Current At Rated DC Blocking Voltage	I_R	100nA	$V_R=250$ Volts
Typical Total Capacitance	C_T	5pF	Measured at 1.0MHz, $V_R=0$ V
Reverse Recovery Time	T_{rr}	50nS	IF = IR = 30mA, Irr = 0.1 x IR, RL = 100Ω

DIM	DIMENSIONS				NOTE
	INCHES		MM		
	MIN	MAX	MIN	MAX	
A	.059	.067	1.50	1.70	
B	.030	.033	0.75	0.85	
C	.057	.069	1.45	1.75	
D	.020 Nominal		0.50Nominal		
E	.035	.043	0.90	1.10	
G	.000	.004	.000	.100	
H	.028	.031	.70	0.80	
J	.004	.008	.100	.200	
K	.010	.014	.25	.35	

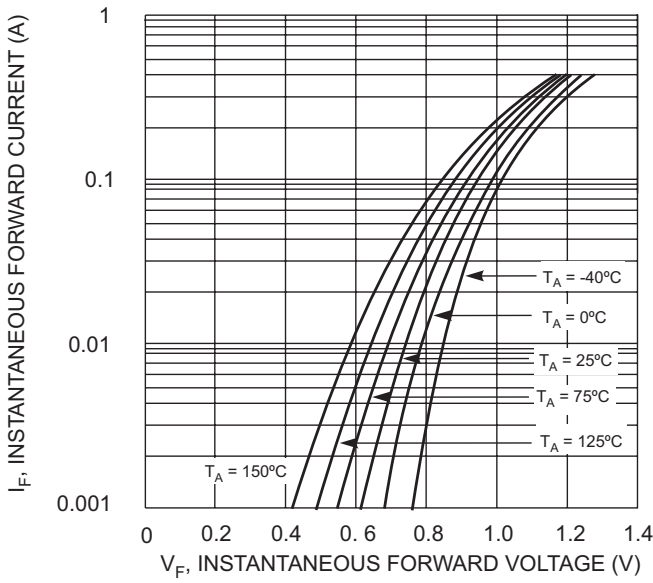


Fig. 1 Typical Forward Characteristics

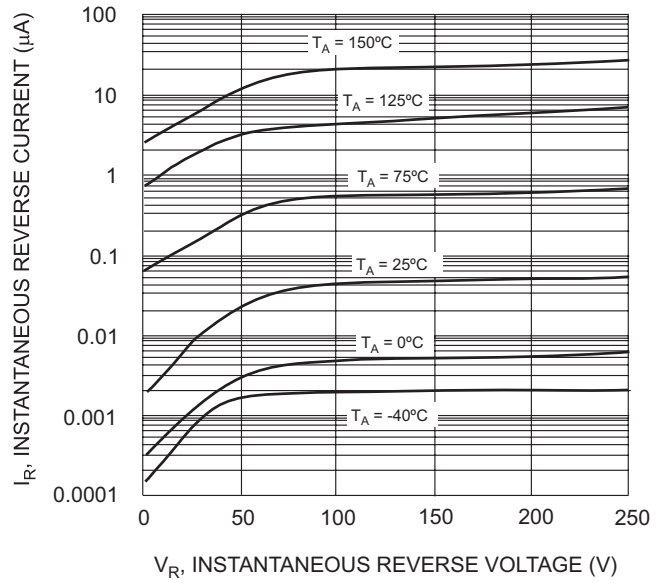


Fig. 2 Typical Reverse Characteristics

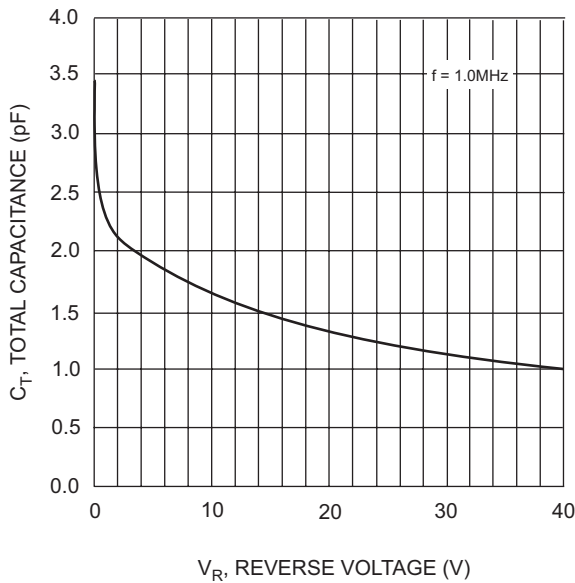


Fig. 3 Typical Capacitance vs. Reverse Voltage

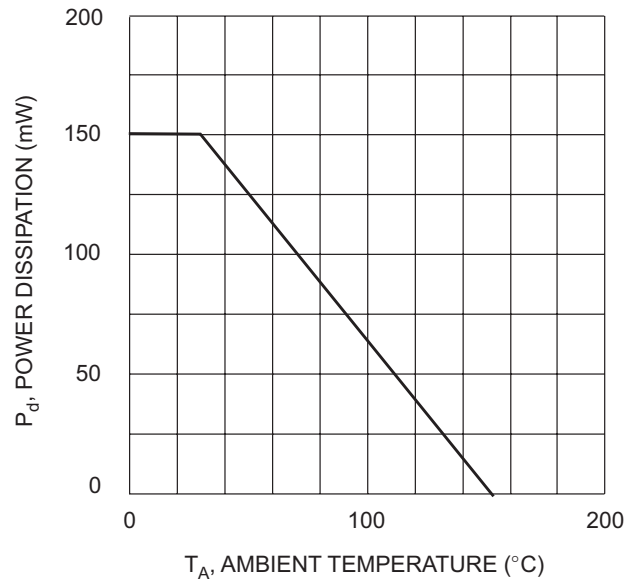


Fig. 4 Power Derating Curve, Total Package



Micro Commercial Components

Ordering Information :

Device	Packing
Part Number-TP	Tape&Reel: 3Kpcs/Reel

Note : Adding "-HF" suffix for halogen free, eg. Part Number-TP-HF

IMPORTANT NOTICE

Micro Commercial Components Corp. reserves the right to make changes without further notice to any product herein to make corrections, modifications , enhancements , improvements , or other changes . **Micro Commercial Components Corp .** does not assume any liability arising out of the application or use of any product described herein; neither does it convey any license under its patent rights ,nor the rights of others . The user of products in such applications shall assume all risks of such use and will agree to hold **Micro Commercial Components Corp .** and all the companies whose products are represented on our website, harmless against all damages.

LIFE SUPPORT

MCC's products are not authorized for use as critical components in life support devices or systems without the express written approval of Micro Commercial Components Corporation.

CUSTOMER AWARENESS

Counterfeiting of semiconductor parts is a growing problem in the industry. Micro Commercial Components (MCC) is taking strong measures to protect ourselves and our customers from the proliferation of counterfeit parts. MCC strongly encourages customers to purchase MCC parts either directly from MCC or from Authorized MCC Distributors who are listed by country on our web page cited below. Products customers buy either from MCC directly or from Authorized MCC Distributors are genuine parts, have full traceability, meet MCC's quality standards for handling and storage. **MCC will not provide any warranty coverage or other assistance for parts bought from Unauthorized Sources.** MCC is committed to combat this global problem and encourage our customers to do their part in stopping this practice by buying direct or from authorized distributors.

www.mccsemi.com