



EN60601-1



ANSI/AAMI ES60601-1



IEC60601-1



TPTC004



## Features

- 3 pole AC inlet IEC320-C14, Class I power unit
- Medical safety approved (2 x MOPP) according to ANSI/AAMI ES60601-1 and IEC/EN60601-1
- Extremely low leakage current
- No load power consumption < 0.1W
- Energy efficiency level VI and meet CoC Version 5 (Except 5~9V for Level V)
- -30~+70°C wide range working temperature
- Protections: Short circuit / Overload / Over voltage/ Over temperature
- LED indicator for power on
- Lifetime > 105 K hours
- Various DC plug quick adapter accessory available (Plug kit sold separately, please refer to : [https://www.meanwell.com/upload/pdf/DC\\_plug.pdf](https://www.meanwell.com/upload/pdf/DC_plug.pdf) )
- 3 years warranty

## Applications

- Mobile clinical workstation
- Oral irrigator
- Portable hemodialysis machine
- Breath Machine
- Medical computer monitor

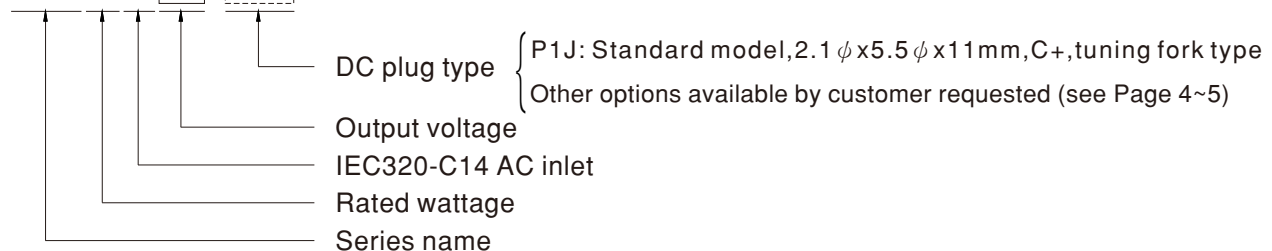
## Description

GSM60A is a highly reliable, 60W desktop style single-output green medical adaptor series. This product is a class I power unit (with FG), equipped with a standard IEC320-C14 AC inlet and adopting the input range from 80VAC to 264VAC. The entire series supplies different models with output voltages between 5VDC and 48VDC that can satisfy the demands for various types of medical electrical devices. The circuitry design meets the international medical standards (2\*MOPP), having an ultra low leakage current (<100μA), fitting the medical devices in direct electrical contact with the patients.

With the efficiency up to 91% and the extremely low no-load power consumption below 0.1W, GSM60A is compliant with USA EISA 2007/DoE, Canada NRCAN, Australia and New Zealand MEPS, EU ErP, and meet Code of Conduct (CoC) Version 5. The supreme feature allows the adaptor to save the energy when it is either under the operating mode or the standby mode. The entire series utilizes the 94V-0 flame retardant plastic case. GSM60A is certified for the international medical safety regulations.

## Model Encoding

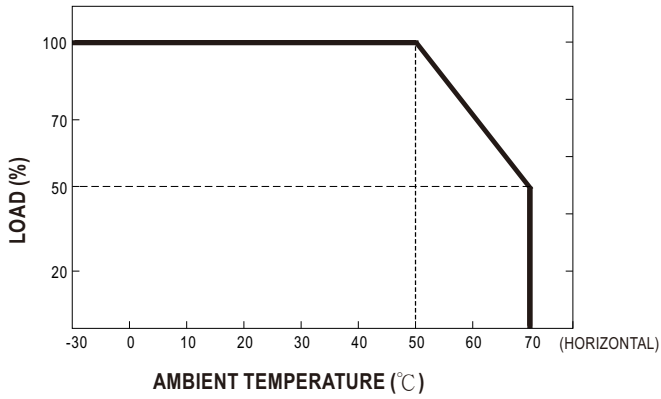
**GSM60 A 05 - P1J**



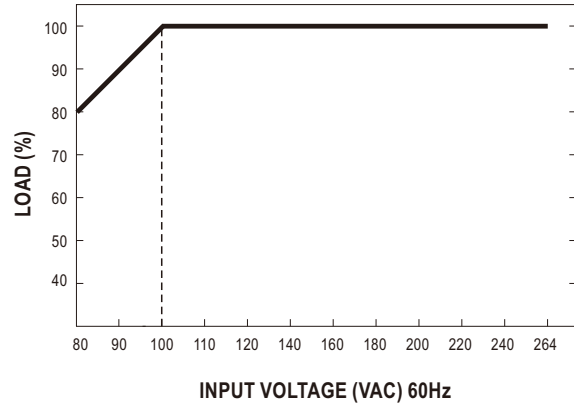
**SPECIFICATION**

ORDER NO.	GSM60A05-P1J	GSM60A07-P1J	GSM60A09-P1J	GSM60A12-P1J	GSM60A15-P1J	GSM60A18-P1J	GSM60A24-P1J	GSM60A48-P1J			
<b>OUTPUT</b>	<b>SAFETY MODEL NO.</b>	GSM60A05	GSM60A07	GSM60A09	GSM60A12	GSM60A15	GSM60A18	GSM60A24	GSM60A48		
	<b>DC VOLTAGE</b> Note.2	5V	7.5V	9V	12V	15V	18V	24V	48V		
	<b>RATED CURRENT</b>	6A	6A	6A	5A	4A	3.33A	2.5A	1.25A		
	<b>CURRENT RANGE</b>	0.1 ~ 6A	0.1 ~ 6A	0.1 ~ 6A	0.1 ~ 5A	0.1 ~ 4A	0.1 ~ 3.33A	0.1 ~ 2.5A	0.1 ~ 1.25A		
	<b>RATED POWER (max.)</b>	30W	45W	54W	60W	60W	60W	60W	60W		
	<b>RIPPLE &amp; NOISE (max.)</b> Note.3	80mVp-p	80mVp-p	100mVp-p	100mVp-p	100mVp-p	120mVp-p	150mVp-p	240mVp-p		
	<b>VOLTAGE TOLERANCE</b> Note.4	±5.0%	±5.0%	±5.0%	±3.0%	±3.0%	±3.0%	±3.0%	±2.5%		
	<b>LINE REGULATION</b> Note.5	±1.0%	±1.0%	±1.0%	±1.0%	±1.0%	±1.0%	±1.0%	±1.0%		
	<b>LOAD REGULATION</b>	±5.0%	±5.0%	±5.0%	±3.0%	±3.0%	±3.0%	±3.0%	±2.5%		
	<b>SETUP, RISE TIME</b> Note.6	1000ms, 30ms / 230VAC      1500ms, 30ms / 115VAC at full load									
<b>HOLD UP TIME (Typ.)</b>	50ms / 230VAC      18ms / 115VAC at full load										
<b>INPUT</b>	<b>VOLTAGE RANGE</b> Note.7	80 ~ 264VAC    113 ~ 370VDC									
	<b>FREQUENCY RANGE</b>	47 ~ 63Hz									
	<b>EFFICIENCY (Typ.)</b>	81.5%	86%	87.5%	88%	88.5%	89%	90.5%	91.5%		
	<b>AC CURRENT (Typ.)</b>	1.4A / 115VAC    1A / 230VAC									
	<b>INRUSH CURRENT (Typ.)</b>	Cold start    30A/115VAC    60A / 230VAC									
<b>LEAKAGE CURRENT(max.)</b>	Earth leakage current < 100µA/264VAC , Touch current < 100µA/264VAC										
<b>PROTECTION</b>	<b>OVERLOAD</b>	105 ~ 160% rated output power Protection type : Hiccup mode, recovers automatically after fault condition is removed									
	<b>OVER VOLTAGE</b>	5.2 ~ 7.0V	7.8 ~ 10.2V	9.4 ~ 12.2V	12.6 ~ 16.2V	15.7 ~ 20.3V	18.9 ~ 24.3V	25.2 ~ 32.4V	50.4 ~ 64.8V		
	<b>OVER TEMPERATURE</b>	Shut down o/p voltage, re-power on to recover									
<b>ENVIRONMENT</b>	<b>WORKING TEMP.</b>	-30 ~ +70°C (Refer to "Derating Curve")									
	<b>WORKING HUMIDITY</b>	20% ~ 90% RH non-condensing									
	<b>STORAGE TEMP., HUMIDITY</b>	-40 ~ +85°C , 10 ~ 95% RH non-condensing									
	<b>TEMP. COEFFICIENT</b>	±0.03% / °C (0~40°C)									
	<b>VIBRATION</b>	10 ~ 500Hz, 2G 10min./1cycle, period for 60min. each along X, Y, Z axes									
<b>OPERATING ALTITUDE</b> Note.8	3000 meters										
<b>SAFETY &amp; EMC (Note 9)</b>	<b>SAFETY STANDARDS</b>	IEC60601-1, TUV EN60601-1, ANSI/AAMI ES60601-1(3.1 version), CAN/CSA-C22.2 No. 60601-1:14 - Edition 3, EAC TP TC 004 approved									
	<b>ISOLATION LEVEL</b>	Primary-Secondary: 2xMOPP, Primary-Earth:1xMOPP									
	<b>WITHSTAND VOLTAGE</b>	I/P-O/P:4KVAC    I/P-FG:2KVAC    O/P-FG:SHORT									
	<b>ISOLATION RESISTANCE</b>	I/P-O/P, I/P-FG:100M Ohms / 500VDC / 25°C / 70% RH									
	<b>EMC EMISSION</b>	<b>Parameter</b>	<b>Standard</b>						<b>Test Level / Note</b>		
		Conducted emission	EN55011 (CISPR11), FCC PART 15 / CISPR22, CAN ICES-3(B)/NMB-3(B)						Class B		
		Radiated emission	EN55011 (CISPR11), FCC PART 15 / CISPR22, CAN ICES-3(B)/NMB-3(B)						Class B		
		Harmonic current	EN61000-3-2						Class A		
	Voltage flicker	EN61000-3-3						-----			
	<b>EMC IMMUNITY</b>	EN60601-1-2, EN61204-3									
<b>Parameter</b>		<b>Standard</b>						<b>Test Level / Note</b>			
ESD		EN61000-4-2						Level 4, 15KV air ; Level 4, 8KV contact			
RF field susceptibility		EN61000-4-3						Level 3, 10V/m( 80MHz~2.7GHz ) Table 9, 9~28V/m( 385MHz~5.78GHz )			
EFT bursts		EN61000-4-4						Level 3, 2KV			
Surge susceptibility		EN61000-4-5						Level 3, 1KV/Line-Line , 2KV/Line-FG			
Conducted susceptibility		EN61000-4-6						Level 3, 10V			
Magnetic field immunity	EN61000-4-8						Level 4, 30A/m				
Voltage dip, interruption	EN61000-4-11						100% dip 1 periods, 30% dip 25 periods, 100% interruptions 250 periods				
<b>OTHERS</b>	<b>MTBF</b>	720K hrs min. MIL-HDBK-217F(25°C )									
	<b>DIMENSION</b>	125*50*31.5mm (L*W*H)									
	<b>PACKING</b>	0.32Kg; 40pcs/    13.8Kg/1.05CUFT									
<b>CONNECTOR</b>	<b>PLUG</b>	See page 4~5 ; Other type available by customer requested									
	<b>CABLE</b>	See page 4~5 ; Other type available by customer requested									
<b>NOTE</b>	<p>1. All parameters are specified at 230VAC input, rated load, 25°C 70% RH ambient.</p> <p>2. DC voltage: The output voltage set at point measure by plug terminal &amp; 50% load.</p> <p>3. Ripple &amp; noise are measured at 20MHz by using a 12" twisted pair terminated with a 0.1µf &amp; 47µf capacitor.</p> <p>4. Tolerance: includes set up tolerance, line regulation, load regulation.</p> <p>5. Line regulation is measured from low line to high line at rated load.</p> <p>6. Length of set up time is measured at first cold start. Turning ON/OFF the power supply may lead to increase of the set up time.</p> <p>7. Derating may be needed under low input voltages. Pleas check the derating curve for more details.</p> <p>8. The ambient temperature derating of 3.5°C/1000m with fanless models and of 5°C/1000m with fan models for operating altitude higher than 2000m(6500ft).</p> <p>9. The power supply is considered as an independent unit, but the final equipment still need to re-confirm that the whole system complies with the EMC directives. For guidance on how to perform these EMC tests, please refer to "EMI testing of component power supplies." (as available on <a href="http://www.meanwell.com">http://www.meanwell.com</a>)</p>										

### Derating Curve

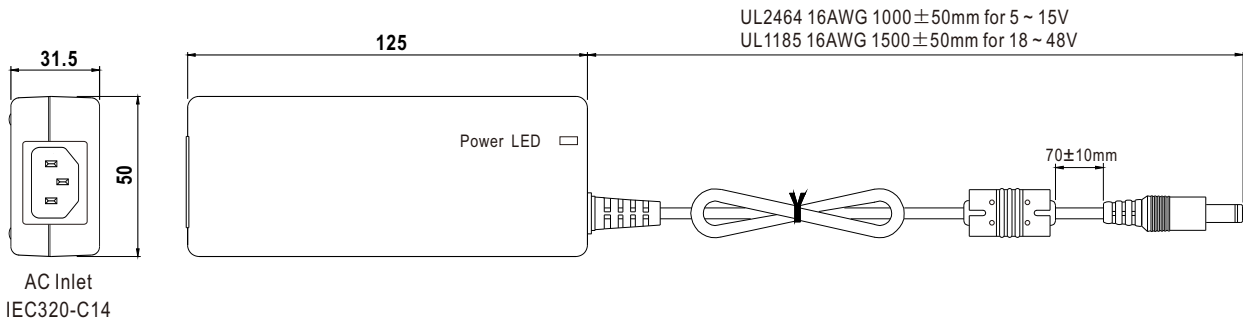


### Static Characteristics



### Mechanical Specification

Case No. GS60A Unit:mm



### DC output plug

◎ Standard plug: P1J

P1J	Pin Assignment
	<p>Outside    ⊖    ⊕    Inside</p> <p>AC FG</p> <p>-V connected to AC FG</p>

◎ DC plug changeable through:

- (1) Customization of the standard part with an optional DC plug according to the table (MOQ applicable)
- (2) Quick adapter accessory (sold separately without MOQ)


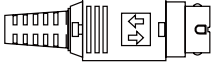

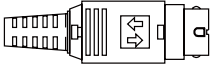

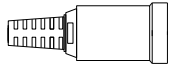

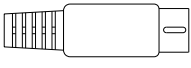

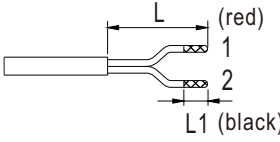
Please refer to below table and online selection guide : [https://www.meanwell.com/upload/pdf/DC\\_plug.pdf](https://www.meanwell.com/upload/pdf/DC_plug.pdf)

Example quick adapter accessory:



◎ Optional DC plug: (Available in customized cable or quick adapter)

Tuning Fork Style		Type No.	A	B	C	Quick Adapter Accessory	
			OD	ID	L		
	<p>(Straight)</p>	P1I	5.5	2.1	9.5	<p>Available (Current rating: 7.5A max.)</p>	
		P1L	5.5	2.5	9.5		
	<p>(Right-angled)</p>	P1M	5.5	2.5	11.0		
		P1IR	5.5	2.1	9.5		
		P1JR	5.5	2.1	11.0		
		P1LR	5.5	2.5	9.5		
		P1MR	5.5	2.5	11.0		
Barrel Style		Type No.	A	B	C		
			OD	ID	L		
	<p>(Straight)</p>	P2I	5.5	2.1	9.5	<p>None</p>	
		P2J	5.5	2.1	11.0		
		P2L	5.5	2.5	9.5		
	<p>(Right-angled)</p>	P2M	5.5	2.5	11.0		
		P2IR	5.5	2.1	9.5		
		P2JR	5.5	2.1	11.0		
		P2LR	5.5	2.5	9.5		
		P2MR	5.5	2.5	11.0		
Lock Style		Type No.	A	B	C		
			OD	ID	L		
		P2S(S761K)	5.53	2.03	12.06	<p>None</p>	
		P2K(761K)	5.53	2.54	12.06		
		P2C(S760K)	5.53	2.03	9.52		
		P2D(760K)	5.53	2.54	9.52		
Min. Pin Style		Type No.	A	B	C		
			OD	ID	L		
		P3A	2.35	0.7	11.0	<p>Available (Current rating: 5A max.)</p>	
		P3B	4.0	1.7	11.0		
		P3C	4.75	1.7	11.0		
Center Pin Style		Type No.	A	B	C	D	
			OD	ID	L	Center Pin	
		P4A	5.5	3.4	11.0	1.0	<p>Available (Current rating: 7.5A max.)</p>
		P4B	6.5	4.4	11.0	1.4	
		P4C	7.4	5.1	11.0	0.6	

Min. DIN 3 Pin with Lock (male)	Type No.	Pin Assignment		Quick Adapter Accessory
		PIN No.	Output	
  KYCON KPPX-3P equivalent	R6B	1	+Vo	Available (Current rating: 7.5A max.)
		2	-Vo	
		3	+Vo	
Min. DIN 4 Pin with Lock (male)	Type No.	Pin Assignment		Available (Current rating: 7.5A max.)
  KYCON KPPX-4P equivalent	R7B	1	+Vo	
		2	-Vo	
		3	-Vo	
		4	+Vo	
Min. DIN 4 Pin with Lock (female)	Type No.	Pin Assignment		None
  KYCON KPJX-CM-4S equivalent	R7BF	1	+Vo	
		2	-Vo	
		3	-Vo	
		4	+Vo	
DIN 5 Pin (male)	Type No.	Pin Assignment		Available (Current rating: 7.5A max.)
 	R1B	1	-Vo	
		2	-Vo	
		3	+Vo	
		4	-Vo	
		5	+Vo	
Stripped and tinned leads	Type No.	Pin Assignment		None
  Length of Land L1 by request (MW's standard length, L: <u>25</u> mm, L1: <u>5</u> mm)	by customer	1	+Vo	
		2	-Vo	

■ **Installation Manual**

Please refer to : <http://www.meanwell.com/manual.html>