



**Features**

- Universal AC input / Full range
- No load power consumption < 0.075W
- Compact size
- Comply with EN55032 Class B without any additional components
- Protections: Short circuit / Overload / Over voltage
- Cooling by free air convection
- Isolation Class II
- High reliability, low cost
- 3 years warranty

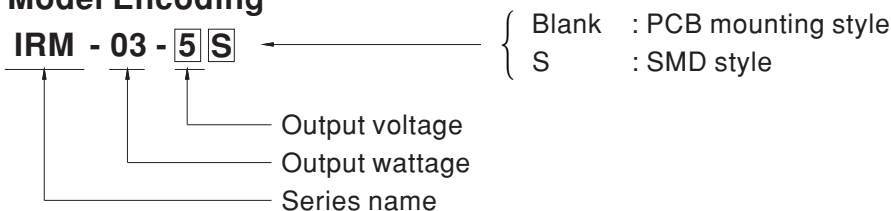
**Applications**

- Industrial electrical equipment
- Mechanical equipment
- Factory automation equipment
- Handheld electronic device

**Description**

IRM-03 is a 3W miniature (37\*24\*15mm) AC-DC module-type power supply, ready to be soldered onto the PCB boards of various kinds of electronic instruments or industrial automation equipments. This product allows a universal input voltage range of 85~305VAC. The phenolic case and the fully-potted silicone enhance the heat dissipation and meet the anti-vibration demand up to 5G; moreover, it provides the fundamental resistance to dust and moisture. With the high efficiency up to 80% and the extremely low no-load power consumption below 0.075W, IRM-03 series fulfills the worldwide regulation for the low power consumption requirement for electronics. The entire series is a Class II design (no FG pin), incorporating the built-in EMI filtering components, enabling the compliance with EN55032 Class B; the supreme EMC features keep the end electronic units from electromagnetic interference. In addition to module-type model, IRM-03 series also offers the SMD style model.

**Model Encoding**



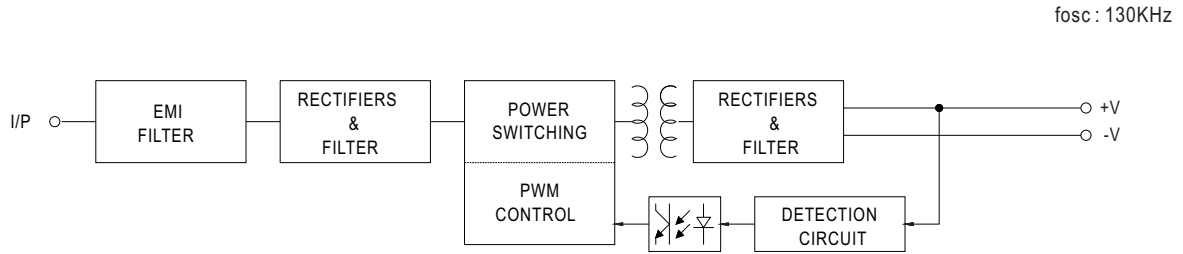


## SPECIFICATION

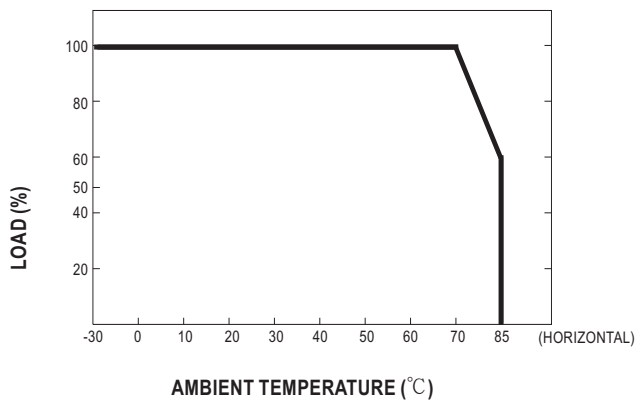
MODEL		IRM-03-3.3	IRM-03-5	IRM-03-9	IRM-03-12	IRM-03-15	IRM-03-24
OUTPUT	DC VOLTAGE	3.3V	5V	9V	12V	15V	24V
	RATED CURRENT	900mA	600mA	333mA	250mA	200mA	125mA
	CURRENT RANGE	0 ~ 900mA	0 ~ 600mA	0 ~ 333mA	0 ~ 250mA	0 ~ 200mA	0 ~ 125mA
	RATED POWER	3W	3W	3W	3W	3W	3W
	RIPPLE & NOISE (max.) Note.2	100mVp-p	100mVp-p	100mVp-p	150mVp-p	200mVp-p	240mVp-p
	VOLTAGE TOLERANCE Note.3	±2.5%	±2.5%	±2.5%	±2.5%	±2.5%	±2.5%
	LINE REGULATION	±0.5%	±0.5%	±0.5%	±0.5%	±0.5%	±0.5%
	LOAD REGULATION	±1.0%	±0.5%	±0.5%	±0.5%	±0.5%	±0.5%
	SETUP, RISE TIME	600ms, 30ms/230VAC      600ms, 30ms/115VAC at full load					
	HOLD UP TIME (Typ.)	40ms/230VAC      8ms/115VAC at full load					
INPUT	VOLTAGE RANGE	85 ~ 305VAC 120~430VDC					
	FREQUENCY RANGE	47 ~ 63Hz					
	EFFICIENCY (Typ.)	68%	72%	77%	78%	78%	80%
	AC CURRENT (Typ.)	70mA/115VAC	40mA/230VAC	35mA/277VAC			
	INRUSH CURRENT (Typ.)	10A/115VAC	20A/230VAC				
	LEAKAGE CURRENT	< 0.25mA/277VAC					
PROTECTION	OVERLOAD	105%~260% rated output power Protection type : Hiccup mode, recovers automatically after fault condition is removed					
	OVER VOLTAGE	3.8 ~ 4.9V	5.2~ 6.8V	10.3 ~ 12.2V	12.6 ~ 16.2V	15.75 ~ 20.3V	25.2 ~ 32.4V
ENVIRONMENT	WORKING TEMP.	-30 ~ +85°C (Refer to "Derating Curve")					
	WORKING HUMIDITY	20 ~ 90% RH non-condensing					
	STORAGE TEMP., HUMIDITY	-40 ~ +100°C, 10 ~ 95% RH					
	TEMP. COEFFICIENT	±0.03%/°C (0 ~ 50°C)					
	VIBRATION	10 ~ 500Hz, 5G 10min./1cycle, period for 60min. each along X, Y, Z axes					
	LEAD TEMPERATURE	260°C, 10s (max.)					
SAFETY & EMC	SAFETY STANDARDS	UL60950-1, TUV EN60950, TUV EN60335-1, EAC TP TC 004, BSMI CNS14336-1 approved, design refer to EN61558-2-16 , IEC60601-1 (By request)					
	WITHSTAND VOLTAGE	I/P-O/P:3KVAC					
	ISOLATION RESISTANCE	I/P-O/P:100M Ohms / 500VDC / 25°C / 70% RH					
	EMC IMMUNITY	Compliance to EN61000-4-2,3,4,5,6,8,11, EN55024, heavy industry level (surge L-N : 1KV), criteria A, EAC TP TC 020					
OTHERS	MTBF	2137.6Khrs min. MIL-HDBK-217F (25°C)					
	DIMENSION	PCB mounting style : 37*24*15mm (L*W*H)      SMD style : 37*24*16mm (L*W*H)					
	PACKING	PCB mounting style : 0.026Kg;560pcs/15.3Kg/0.96CUFT      SMD style :0.026Kg;560pcs/15.3Kg/0.96CUFT					
NOTE	<ol style="list-style-type: none"> <li>All parameters NOT specially mentioned are measured at 230VAC input, rated load and 25°C of ambient temperature.</li> <li>Ripple &amp; noise are measured at 20MHz of bandwidth by using a 12" twisted pair-wire terminated with a 0.1uf &amp; 47uf parallel capacitor.</li> <li>Tolerance : includes set up tolerance, line regulation and load regulation.</li> <li>The ambient temperature derating of 3.5°C/1000m with fanless models and of 5°C/1000m with fan models for operating altitude higher than 2000m(6500ft).</li> </ol>						

File Name:IRM-03-SPEC 2018-12-14

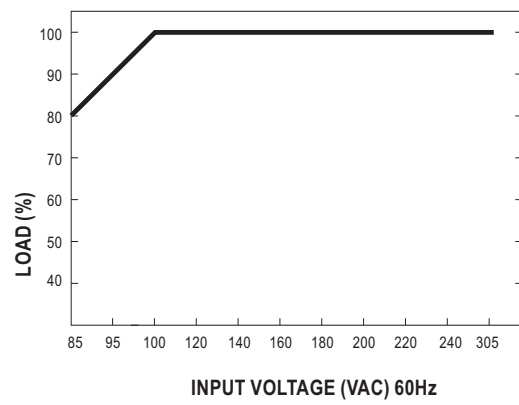
■ Block Diagram



■ Derating Curve



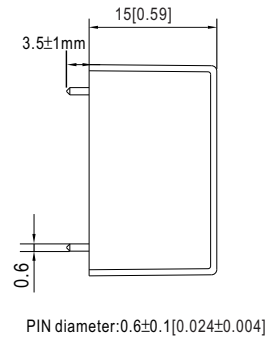
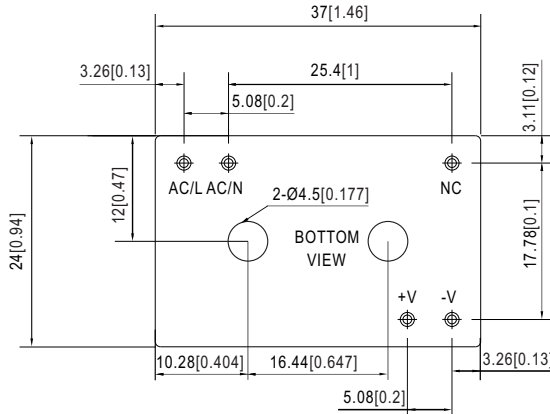
■ Output Derating VS Input Voltage



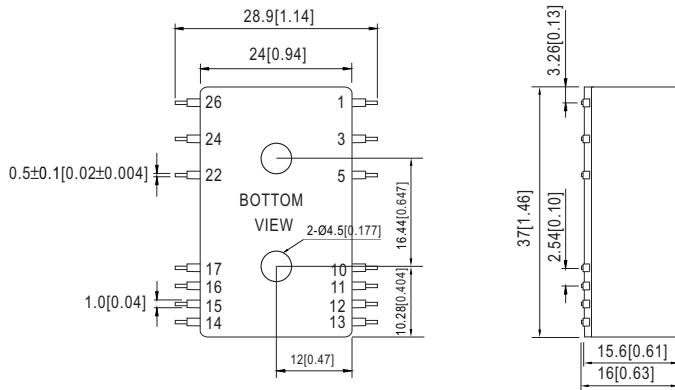
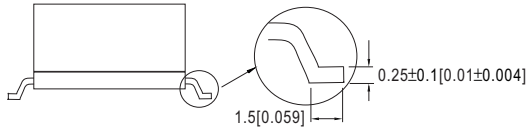
**Mechanical Specification**

Case No. IRM03 Unit: mm[inch]  
Tolerance: ±0.5[±0.02]  
unless otherwise specified

• PCB mounting style

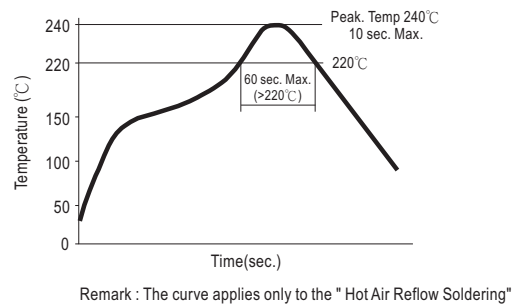
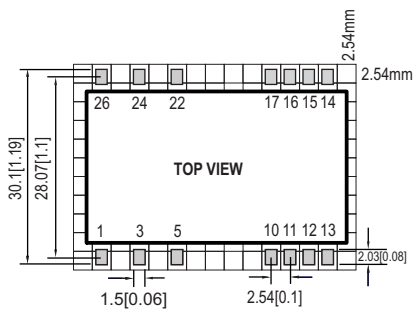


• SMD style



Pin NO.	Assignment
1	AC/L
3	AC/N
14	-Vo
16	+Vo
others	NC

**Recommended PCB layout (for SMD style) (Reflow soldering method available)**



**Installation Manual**

Please refer to : <http://www.meanwell.com/manual.html>