

Distributed by:

**JAMECO**<sup>®</sup>  
ELECTRONICS

**www.Jameco.com ♦ 1-800-831-4242**

The content and copyrights of the attached  
material are the property of its owner.

Jameco Part Number 1940651



■ Features :

- Universal AC input / Full range
- No load power consumption < 0.5W
- Pass energy star(CEC) level IV regulation
- 3 pole AC inlet IEC320-C14
- Class I power ( with earth pin)
- Full output 5~48V safety approval
- Protections: Short circuit / Overload / Over voltage
- Fully enclosed plastic case
- LED indicator for power on
- Approvals: UL / CUL / TUV / BSMI / CB / FCC / CE
- Pass LPS for 9~48V output
- 1 year warranty


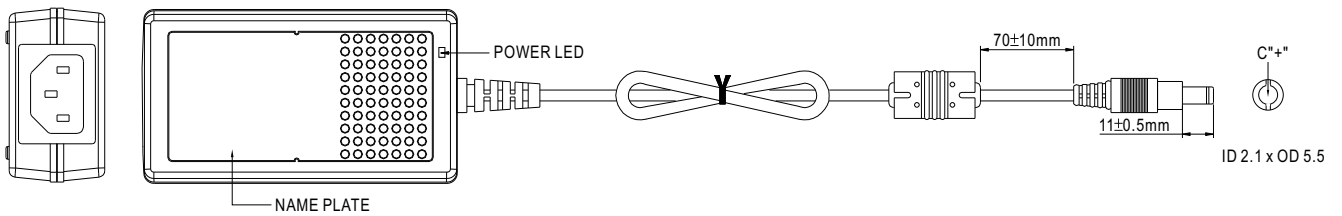
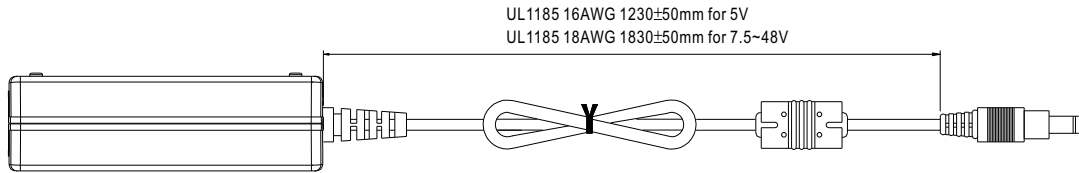


**SPECIFICATION**

ORDER NO.	GS25A05-P1J	GS25A07-P1J	GS25A09-P1J	GS25A12-P1J	GS25A15-P1J	GS25A18-P1J	GS25A24-P1J	GS25A28-P1J	GS25A48-P1J	
OUTPUT	<b>SAFETY MODEL NO.</b>	GS25A05	GS25A07	GS25A09	GS25A12	GS25A15	GS25A18	GS25A24	GS25A28	GS25A48
	<b>DC VOLTAGE</b> Note.2	5V	7.5V	9V	12V	15V	18V	24V	28V	48V
	<b>RATED CURRENT</b>	4.0A	2.93A	2.77A	2.08A	1.66A	1.38A	1.04A	0.89A	0.52A
	<b>CURRENT RANGE</b>	0 ~ 4.0A	0 ~ 2.93A	0 ~ 2.77A	0 ~ 2.08A	0 ~ 1.66A	0 ~ 1.38A	0 ~ 1.04A	0 ~ 0.89A	0 ~ 0.52A
	<b>RATED POWER (max.)</b>	20W	22W	25W	25W	25W	25W	25W	25W	25W
	<b>RIPPLE &amp; NOISE (max.)</b> Note.3	50mVp-p	80mVp-p	80mVp-p	80mVp-p	100mVp-p	150mVp-p	180mVp-p	240mVp-p	240mVp-p
	<b>VOLTAGE TOLERANCE</b> Note.4	±5.0%	±5.0%	±5.0%	±3.0%	±3.0%	±3.0%	±2.0%	±2.0%	±2.0%
	<b>LINE REGULATION</b> Note.5	±1.0%	±1.0%	±1.0%	±1.0%	±1.0%	±1.0%	±1.0%	±1.0%	±1.0%
	<b>LOAD REGULATION</b> Note.6	±5.0%	±5.0%	±5.0%	±3.0%	±3.0%	±3.0%	±2.0%	±2.0%	±2.0%
<b>SETUP, RISE, HOLD UP TIME</b>	500ms, 20ms, 50ms/230VAC      500ms, 20ms, 15ms/115VAC at full load									
INPUT	<b>VOLTAGE RANGE</b>	90 ~ 264VAC    135 ~ 370VDC								
	<b>FREQUENCY RANGE</b>	47 ~ 63Hz								
	<b>EFFICIENCY (Typ.)</b>	74%	78%	79%	81%	82%	82%	83%	83%	84%
	<b>AC CURRENT</b>	0.7A / 100VAC								
	<b>INRUSH CURRENT (max.)</b>	45A / 230VAC								
	<b>LEAKAGE CURRENT(max.)</b>	0.75mA / 240VAC								
PROTECTION	<b>OVERLOAD</b>	110 ~ 150% rated output power Protection type : Hiccup mode, recovers automatically after fault condition is removed								
	<b>OVER VOLTAGE</b>	105 ~ 135% rated output voltage Protection type : Clamp by zener diode								
	<b>WORKING TEMP.</b>	0 ~ +50°C (Refer to output load derating curve)								
ENVIRONMENT	<b>WORKING HUMIDITY</b>	20% ~ 90% RH non-condensing								
	<b>STORAGE TEMP., HUMIDITY</b>	-20 ~ +85°C, 10 ~ 95% RH								
	<b>TEMP. COEFFICIENT</b>	±0.03% / °C (0~50°C)								
	<b>VIBRATION</b>	10 ~ 500Hz, 2G 10min./1cycle, period for 60min. each along X, Y, Z axes								
	SAFETY & EMC (Note. 7)	<b>SAFETY STANDARDS</b>	UL60950-1, CSA C22.2, TUV EN60950-1, BSMI CNS14336 Approved							
<b>WITHSTAND VOLTAGE</b>		I/P-O/P:4242VDC, I/P-FG:2121VDC								
<b>ISOLATION RESISTANCE</b>		I/P-O/P, I/P-FG:100M Ohms / 500VDC / 25°C / 70% RH								
<b>EMI CONDUCTION &amp; RADIATION</b>		Compliance to EN55022 class B, FCC PART 15 / CISPR22 class B, CNS13438 class B								
<b>HARMONIC CURRENT</b>		Compliance to EN61000-3-2,3								
<b>EMS IMMUNITY</b>		Compliance to EN61000-4-2,3,4,5,6,8,11, Light industry level, criteria A								
OTHERS	<b>MTBF</b>	500Khrs min. MIL-HDBK-217F(25°C)								
	<b>DIMENSION</b>	93*54*36mm (L*W*H)								
	<b>PACKING</b>	230g ; 60pcs / 15kg / CARTON								
CONNECTOR	<b>PLUG</b>	Standard type P1J: 2.1φ * 5.5φ * 11mm, tuning fork type, center positive for stock ; Other type available by customer requested								
	<b>CABLE</b>	Standard type UL1185 6ft (4FT only for 5V output) for stock ; Other type available by customer requested								
NOTE	<p>1.All parameters are specified at 230VAC input, rated load, 25°C 70% RH ambient.</p> <p>2.DC voltage: The output voltage set at point measure by plug terminal &amp; 50% load.</p> <p>3.Ripple &amp; noise are measured at 20MHz by using a 12" twisted pair terminated with a 0.1uf &amp; 47uf capacitor.</p> <p>4.Tolerance: includes set up tolerance, line regulation, load regulation.</p> <p>5.Line regulation is measured from low line to high line at rated load.</p> <p>6.Load regulation is measured from 20% to 100% rated load</p> <p>7.The power supply is considered a component which will be installed into a final equipment. The final equipment must be re-confirmed that it still meets EMC directives.</p>									

■ Mechanical Specification

Unit:mm

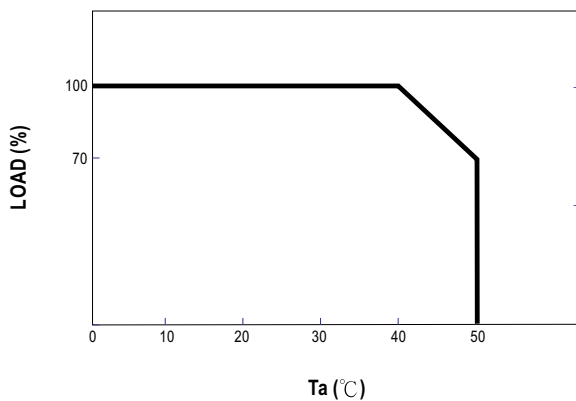


■ Plug Assignment

Standard plug: P1J (option)

P1J	
P/N	OUTPUT
CENTER	+

■ Derating Curve



■ Static Characteristics

