

MAPDCT0028



4 Way 0° Power Divider
5 – 1000 MHz


Rev. V2

Features

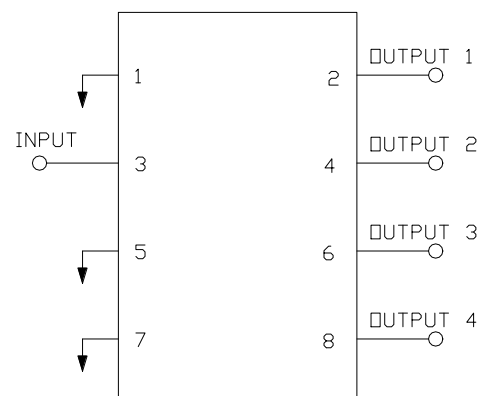
- 4 Way 0 degree
- Surface mount
- 260° reflow compatible
- RoHS compliant
- Available on tape and reel

Description

MACOM's MAPDCT0028 is a 4 way high performance 0 degree RF power divider, in a low cost surface package. Ideally suited for CATV and Broadband applications.



Functional Schematic



Ordering Information

Part Number	Package
MAPDCT0028	Tape & Reel

Pin Configuration

Pin No.	Function
1	Ground
2	Output 1
3	Input
4	Output 2
5	Ground
6	Output 3
7	Ground
8	Output4

* Restrictions on Hazardous Substances, European Union Directive

Electrical Specifications: $T_A = 25^\circ\text{C}$, $Z_0 = 75 \Omega$, $P_{in} = 0\text{dBm}$

Parameter	Test Conditions	Units	Min.	Typ.	Max.
Frequency Range		MHz	5		1000
Impedance		Ω		75	
Insertion Loss	5 - 80 MHz	dB	-	0.6	0.7
	80 - 870 MHz	dB	-	0.7	1.2
	870 - 1000 MHz	dB	-	1.1	1.4
Amplitude Balance	5 - 80 MHz	dB	-	0.0	0.1
	80 - 1000 MHz	dB	-	0.3	0.5
Phase Balance	5 - 80 MHz	$^\circ$	-	0.1	1.0
	80 - 500 MHz	$^\circ$	-	0.5	3.0
	500 - 870 MHz	$^\circ$	-	1.0	6.0
	870 - 1000 MHz	$^\circ$	-	1.0	8.0
Input Return Loss	5 - 80 MHz	dB	21	25	-
	80 - 870 MHz	dB	17	21	-
	870 - 1000 MHz	dB	15	17	-
Output Return Loss	5 - 10 MHz	dB	13	18	-
	10 - 1000 MHz	dB	16	19	-
Isolation (between all outputs)	5 - 800 MHz	dB	20	40	-
	800 - 1000 MHz	dB	18	21	-
Isolation (between outputs 1&2 & 3&4)	5 - 10 MHz	dB	17	25	-

Recommended Maximum Ratings

Parameter	Units	Min	Max
Input Power	W		1
DC Current	mA		240
Operating Temperature Range	$^\circ\text{C}$	-40	+85

Full temperature plots available on request

MAPDCT0028

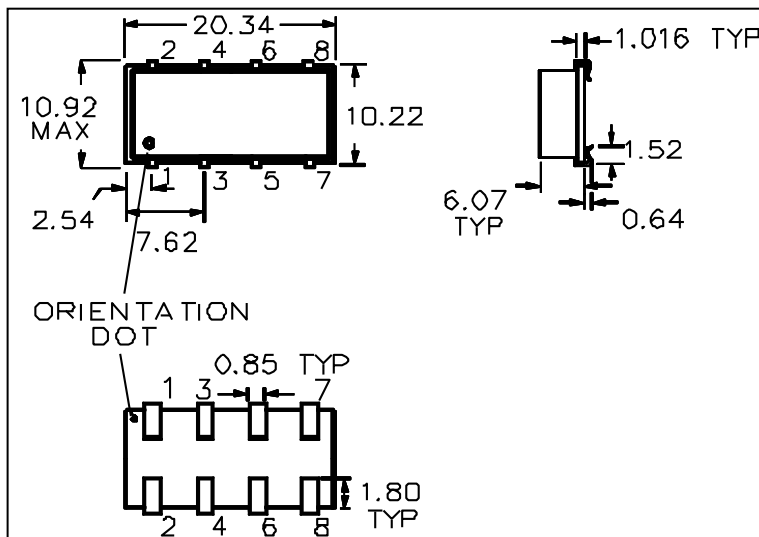


4 Way 0° Power Divider
5 – 1000 MHz

Rev. V2

Outline Drawing

PCB Layout



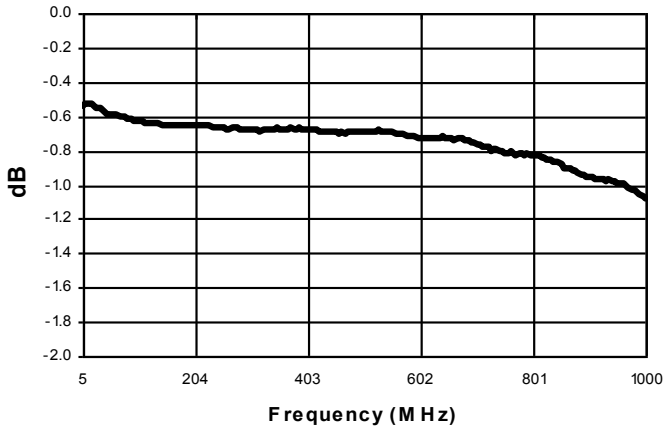
1. Dimensions in mm.
2. Tolerance: ± 0.2 mm unless otherwise noted.
3. Model number and lot code are printed on the reel.
4. Lead plating: Tin.

Tape & Reel Information

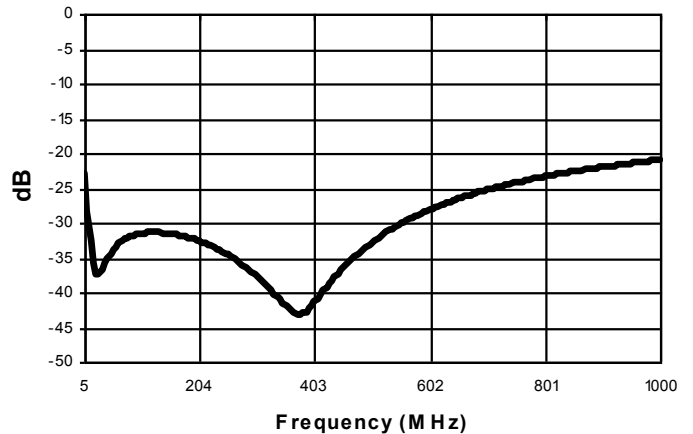
Parameter	Units	Value
Qty per reel	-	300
Reel Size	mm	330
Tape Width	mm	32
Pitch	mm	24.0
Ao	mm	20.9
Bo	mm	11.4
Ko	mm	6.8
Orientation	-	F11
Reference Application Note ANI-019 for orientation		

Typical Performance Curves

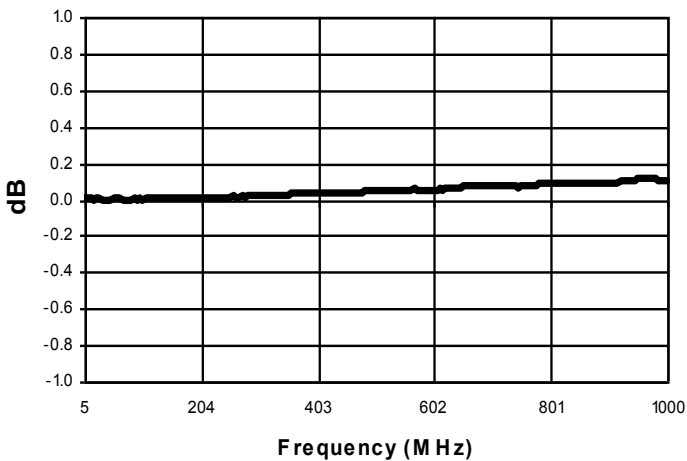
Insertion Loss



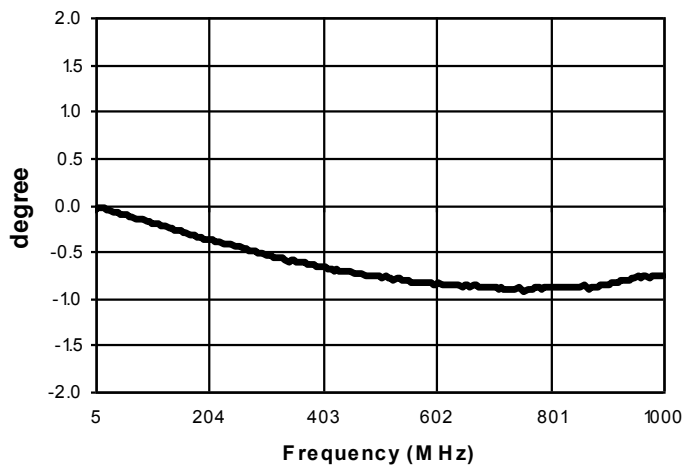
Isolation



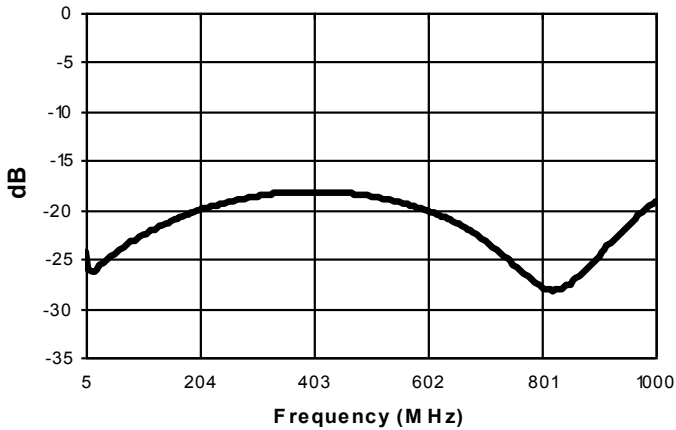
Amplitude Balance



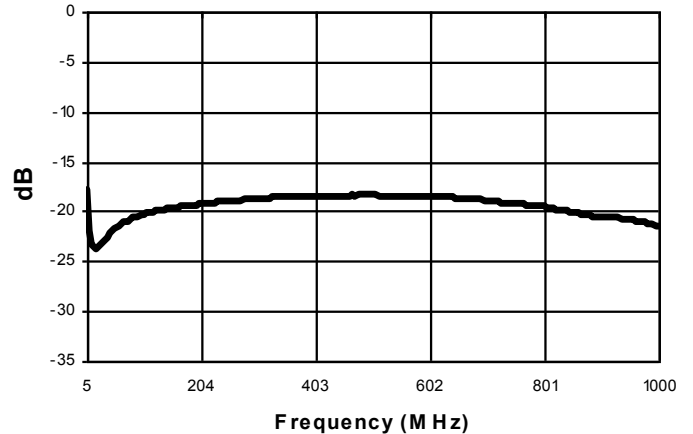
Phase Balance



Return Loss: Input



Return Loss: Output



M/A-COM Technology Solutions Inc. All rights reserved.

Information in this document is provided in connection with M/A-COM Technology Solutions Inc ("MACOM") products. These materials are provided by MACOM as a service to its customers and may be used for informational purposes only. Except as provided in MACOM's Terms and Conditions of Sale for such products or in any separate agreement related to this document, MACOM assumes no liability whatsoever. MACOM assumes no responsibility for errors or omissions in these materials. MACOM may make changes to specifications and product descriptions at any time, without notice. MACOM makes no commitment to update the information and shall have no responsibility whatsoever for conflicts or incompatibilities arising from future changes to its specifications and product descriptions. No license, express or implied, by estoppels or otherwise, to any intellectual property rights is granted by this document.

THESE MATERIALS ARE PROVIDED "AS IS" WITHOUT WARRANTY OF ANY KIND, EITHER EXPRESS OR IMPLIED, RELATING TO SALE AND/OR USE OF MACOM PRODUCTS INCLUDING LIABILITY OR WARRANTIES RELATING TO FITNESS FOR A PARTICULAR PURPOSE, CONSEQUENTIAL OR INCIDENTAL DAMAGES, MERCHANTABILITY, OR INFRINGEMENT OF ANY PATENT, COPYRIGHT OR OTHER INTELLECTUAL PROPERTY RIGHT. MACOM FURTHER DOES NOT WARRANT THE ACCURACY OR COMPLETENESS OF THE INFORMATION, TEXT, GRAPHICS OR OTHER ITEMS CONTAINED WITHIN THESE MATERIALS. MACOM SHALL NOT BE LIABLE FOR ANY SPECIAL, INDIRECT, INCIDENTAL, OR CONSEQUENTIAL DAMAGES, INCLUDING WITHOUT LIMITATION, LOST REVENUES OR LOST PROFITS, WHICH MAY RESULT FROM THE USE OF THESE MATERIALS.

MACOM products are not intended for use in medical, lifesaving or life sustaining applications. MACOM customers using or selling MACOM products for use in such applications do so at their own risk and agree to fully indemnify MACOM for any damages resulting from such improper use or sale.