

Features

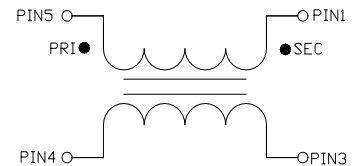

- 1:1 Impedance Ratio
- Surface Mount Package
- Available on Tape and Reel
- RoHS Compliant and Lead Free
- 260°C Reflow Compatible
- Excellent Temperature Stability
- Excellent Amplitude and Phase Balance
- Can be used in both 50 Ω & 75 Ω systems

Description

The MABA-007327-CT1A40 is a 1:1 RF transmission line transformer in a surface mount package.

Ideally suited for broadband CATV applications.

Functional Schematic



Pin Configuration

Pin #	Function
1	Secondary Dot
2	Not connected
3	Secondary
4	Primary
5	Primary Dot

Electrical Specifications: $T_A = 25^\circ\text{C}$, $Z_0 = 75 \Omega$, $P_{IN} = 0 \text{ dBm}$

Parameter	Frequency	Units	Min.	Typ.	Max.
Insertion Loss 1	4.5 - 1000 MHz	dB	—	0.8	1.0
	1000 - 2000 MHz			1.6	2.0
	2000 - 3000 MHz			2.5	3.5
Amplitude Balance	Nominal 0 dB, 4.5 - 3000 MHz	dB	—	± 0.50	± 1.0
Phase Balance	Nominal 180°, 4.5 - 3000 MHz	°	—	± 10.0	± 20.0

Ordering Information

Part number	Description
MABA-007327-CT1A40	2000 piece reel
MABA-007327-CT1ATB	Customer Test Board

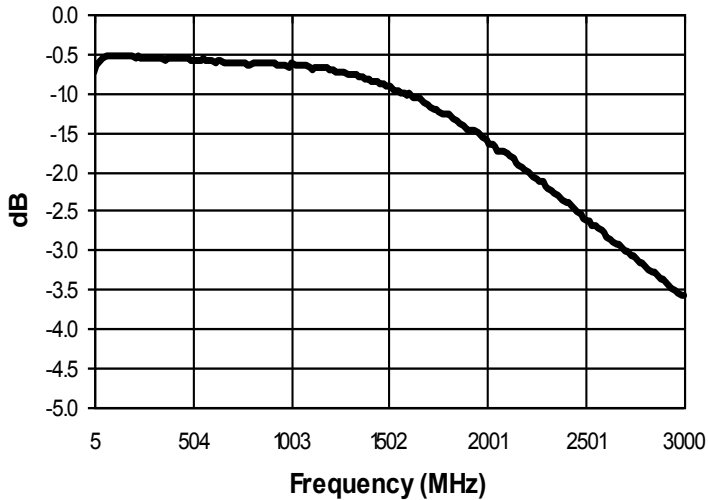
Recommended Maximum Ratings^{1,2}

Parameter	Value
Input power	250 mW
DC current	30 mA
Operating Temperature	-40°C to +85°C
Storage Temperature	-55°C to +100°C

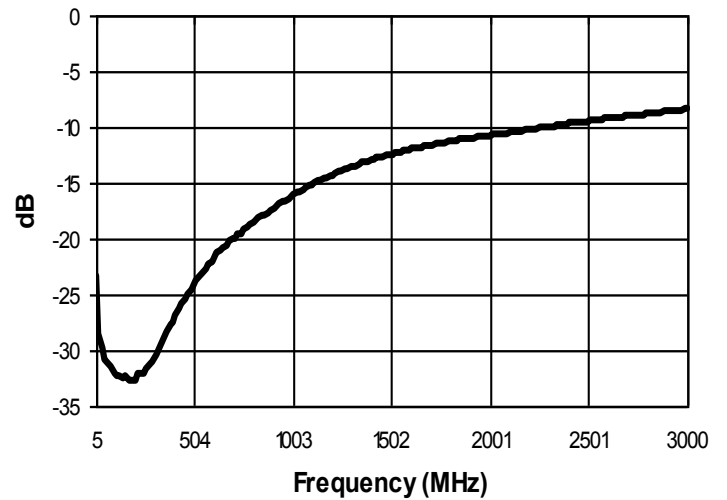
1. Exceeding any one or combination of these limits may cause permanent damage to this device.
2. MACOM does not recommend sustained operation near these survivability limits.

Typical Performance Curves: $T_A = 25^\circ\text{C}$, $Z_0 = 75 \Omega$, $P_{IN} = 0 \text{ dBm}$

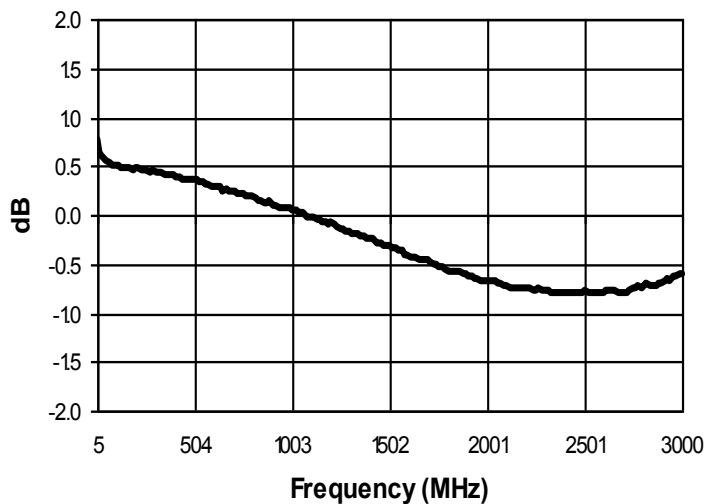
Insertion Loss



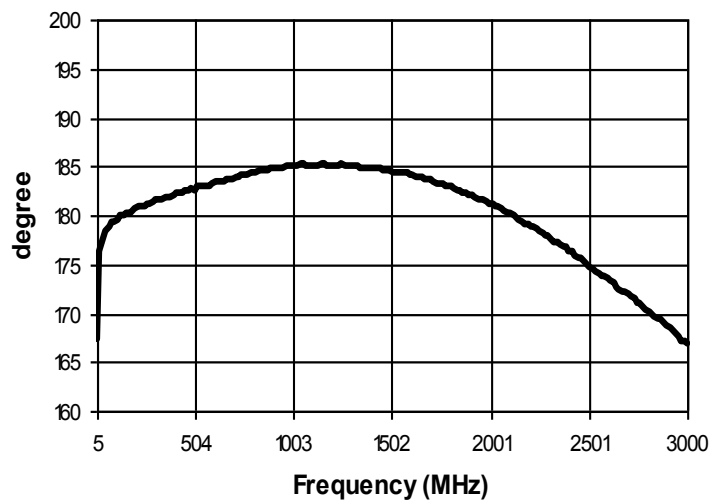
Return Loss: Input



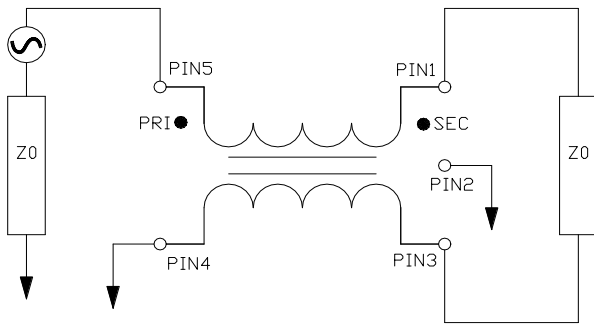
Amplitude Balance



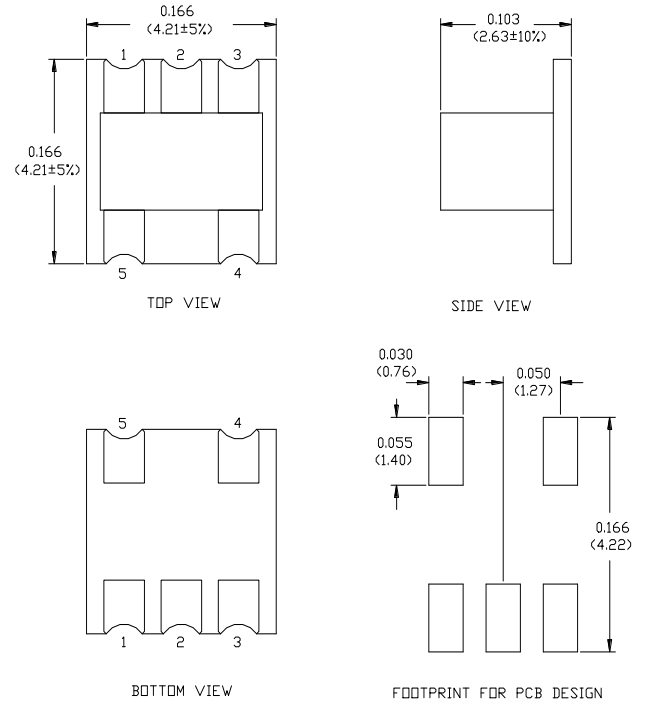
Phase Balance



Application Circuit

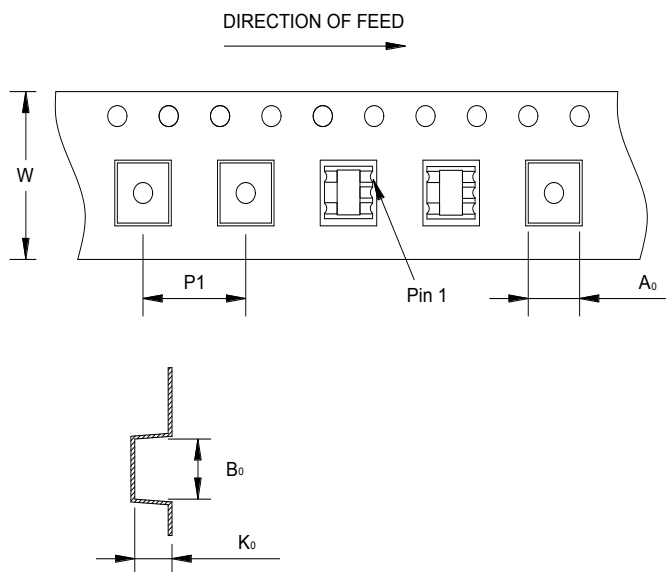


Outline Drawing



Dimensions in inches [mm] Tolerance: .xx ± .02, .xxx ± .010, unless otherwise stated

Reel Orientation



Tape & Reel Information

Item	Dimension
A ₀	4.50 mm +/- 0.1 mm
B ₀	4.50 mm +/- 0.1 mm
K ₀	2.73 mm +/- 0.1 mm
W	12.0 mm +/- 0.3 mm
P1	8.0 mm +/- 0.1 mm

MACOM Technology Solutions Inc. All rights reserved.

Information in this document is provided in connection with MACOM Technology Solutions Inc ("MACOM") products. These materials are provided by MACOM as a service to its customers and may be used for informational purposes only. Except as provided in MACOM's Terms and Conditions of Sale for such products or in any separate agreement related to this document, MACOM assumes no liability whatsoever. MACOM assumes no responsibility for errors or omissions in these materials. MACOM may make changes to specifications and product descriptions at any time, without notice. MACOM makes no commitment to update the information and shall have no responsibility whatsoever for conflicts or incompatibilities arising from future changes to its specifications and product descriptions. No license, express or implied, by estoppel or otherwise, to any intellectual property rights is granted by this document.

THESE MATERIALS ARE PROVIDED "AS IS" WITHOUT WARRANTY OF ANY KIND, EITHER EXPRESS OR IMPLIED, RELATING TO SALE AND/OR USE OF MACOM PRODUCTS INCLUDING LIABILITY OR WARRANTIES RELATING TO FITNESS FOR A PARTICULAR PURPOSE, CONSEQUENTIAL OR INCIDENTAL DAMAGES, MERCHANTABILITY, OR INFRINGEMENT OF ANY PATENT, COPYRIGHT OR OTHER INTELLECTUAL PROPERTY RIGHT. MACOM FURTHER DOES NOT WARRANT THE ACCURACY OR COMPLETENESS OF THE INFORMATION, TEXT, GRAPHICS OR OTHER ITEMS CONTAINED WITHIN THESE MATERIALS. MACOM SHALL NOT BE LIABLE FOR ANY SPECIAL, INDIRECT, INCIDENTAL, OR CONSEQUENTIAL DAMAGES, INCLUDING WITHOUT LIMITATION, LOST REVENUES OR LOST PROFITS, WHICH MAY RESULT FROM THE USE OF THESE MATERIALS.

MACOM products are not intended for use in medical, lifesaving or life sustaining applications. MACOM customers using or selling MACOM products for use in such applications do so at their own risk and agree to fully indemnify MACOM for any damages resulting from such improper use or sale.