

154/154T/154L/154TL Series OMNI-BLOK® Fuse and Holder Assembly



Description



The RoHS compliant 154 Series OMNI-BLOK® Fuse and Holder Assembly offers a solution for efficient installation and easy replacement of miniature Nano2® surface mount fuses. Offered in a tape and reel package, this fuse and holder combination can be installed on a PC board as an efficient single step. Fuse replacement can be accomplished without exposing the PC board to the detrimental effects of solder heat.

The fuse holder unit may be sold as a stand-alone item, shipped in bulk quantity (not pre-packaged in tape and reel cartridges) using part number 155900.

Features

- Easy fuse replacement
- Miniature size
- RoHS compliant and Halogen Free
- Very Fast-Acting and Time-Lag options available
- Holder sized to fit a range of Nano2® type fuses
- Wide range of current ratings available
 - Fast-Acting Fuses: 62mA - 10A
 - Slo-Blo Fuses: 375mA - 5A
- Wide operating temperature range
- Heat-resistant fuseholder, UL94 V-0
- 260°C reflow capable fuseholder
- Recognized to UL/CSA/NMX 248-1, UL/CSA/NMX 248-14 and UL/CSA/NMX 4248-1.

Agency Approvals

Agency	Agency File Number	Ampere Range
	E14721	0.062A - 10A+ 0.375A - 7A++
	NBK030205-E10480A NBK030205-E10480B NBK101105-E184655 NBK030205-E10480B	1A - 1.6A+ 2A - 5A+ 16.3A - 10A+ 1A - 5A++

+ Fast-acting Fuse
 ++ Slo-Blo(R) Fuse

Ordering Information

With Very Fast-Acting Fuse Installed

Catalog Number	Ampere Rating (A)	Amp Code	Fuse Furnished*
0154.062	0.062	0.062	0453.062
0154.080	0.08	0.080	0453.080
0154.100	0.1	0.100	0453.100
0154.125	0.125	0.125	0453.125
0154.160	0.16	0.160	0453.160
0154.200	0.2	0.200	0453.200
0154.250	0.25	0.250	0453.250
0154.315	0.315	0.315	0453.315
0154.375	0.375	0.375	0453.375
0154.400	0.4	0.400	0453.400
0154.500	0.5	0.500	0453.500
0154.630	0.63	0.630	0453.630
0154.750	0.75	0.750	0453.750
0154.800	0.8	0.800	0453.800
0154001.	1	001.0	0453001.
01541.25	1.25	1.25	04531.25
015401.5	1.5	01.5	045301.5
015401.6	1.6	01.6	045301.6
0154002.	2	002.0	0453002.
015402.5	2.5	02.5	045302.5
0154003.	3	003.0	0453003.
01543.15	3.15	3.15	04533.15
015403.5	3.5	03.5	045303.5
0154004.	4	004.0	0453004.
0154005.	5	005.0	0453005.
015406.3	6.3	06.3	045306.3
0154007.	7	007.0	0453007.
0154008.	8	008.0	0453008.
0154010.	10	010.0	0453010.

With Slo-Blo® Fuse Installed

Catalog Number	Ampere Rating (A)	Amp Code	Fuse Furnished*
154.375 T	0.375	0.375	0454.375
154.500 T	0.5	0.500	0454.500
154.750 T	0.75	0.750	0454.750
154001. T	1	001.0	0454001.
15401.5 T	1.5	01.5	045401.5
154002. T	2	002.0	0454002.
15402.5 T	2.5	02.5	045402.5
154003. T	3	003.0	0454003.
15403.5 T	3.5	03.5	045403.5
154004. T	4	004.0	0454004.
154005. T	5	005.0	0454005.
154007. T	7	007.0	0454007.

* The 453 and 454 Series fuses identified above have silver-plated end caps, designed to accommodate solder reflow processes:
 For 453 Series fuse replacement, either 451, 453 or 448 Series may be used.
 For 454 Series fuse replacement, either 452, 454 or 449 Series may be used.
 For detailed operating characteristic and performance information for each of the fuse series mentioned above, please refer to their respective data available online at www.littelfuse.com.
 ** 155900 is UL Recognized for the US and Canadian market. It is rated 125V, 10A.

Soldering Parameters

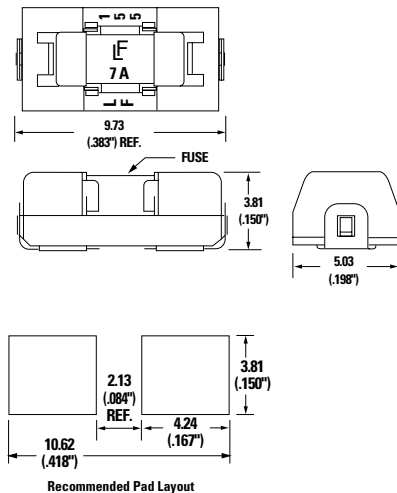
Reflow Condition		Pb - Free assembly
Pre Heat	- Temperature Min ($T_{s(min)}$)	150°C
	- Temperature Max ($T_{s(max)}$)	200°C
	- Time (Min to Max) (t_s)	60 - 180 seconds
Average Ramp-up Rate (Liquidus Temp (T_L) to peak)		5°C/second max.
$T_{s(max)}$ to T_L - Ramp-up Rate		5°C/second max.
Reflow	- Temperature (T_L) (Liquidus)	217°C
	- Temperature (t_L)	60 - 150 seconds
Peak Temperature (T_p)		260 ^{+0/-5} °C
Time within 5°C of actual peak Temperature (t_p)		20 - 40 seconds
Ramp-down Rate		5°C/second max.
Time 25°C to peak Temperature (T_p)		8 minutes max.
Do not exceed		260°C



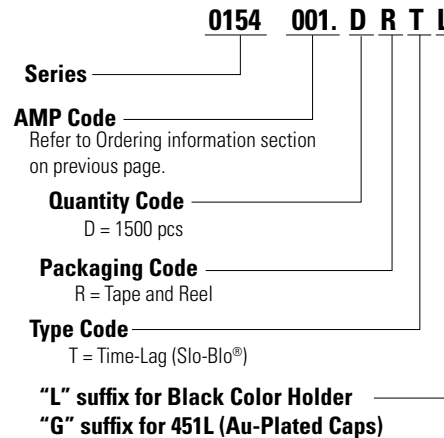
Product Characteristics

Operating Temperature -55°C to 125°C

Dimensions



Part Numbering System



Example:
 1.5 amp Fast-acting product is 0154**01.5**DR.
 1.5 amp Time-lag product is 0154**01.5**DR**T**.
 (1 amp product shown above).

Packaging

Packaging Option	Packaging Specification	Quantity	Quantity & Packaging Code
Reel Pack	EIA RS-481-2 (IEC 60286-3, part 3)	1500	DR

Additional Information



Datasheet



Resources



Samples