

**SUPER FAST
GLASS PASSIVATED RECTIFIERS**

REVERSE VOLTAGE - 100 to 600 Volts
FORWARD CURRENT - 16 Amperes

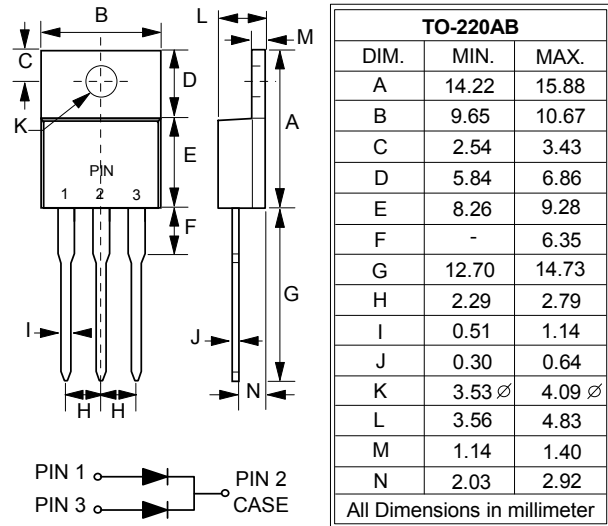
FEATURES

- Glass passivated chip
- Superfast switching time for high efficiency
- Low forward voltage drop and high current capability
- Low reverse leakage current
- High surge capacity
- Plastic package has UL flammability classification 94V-0

MECHANICAL DATA

- Case : TO-220AB molded plastic
- Polarity : As marked on the body
- Weight : 0.08 ounces, 2.24 grams
- Mounting position : Any
- Max. mounting torque = 0.5 N.m (5.1 Kgf.cm)

TO-220AB



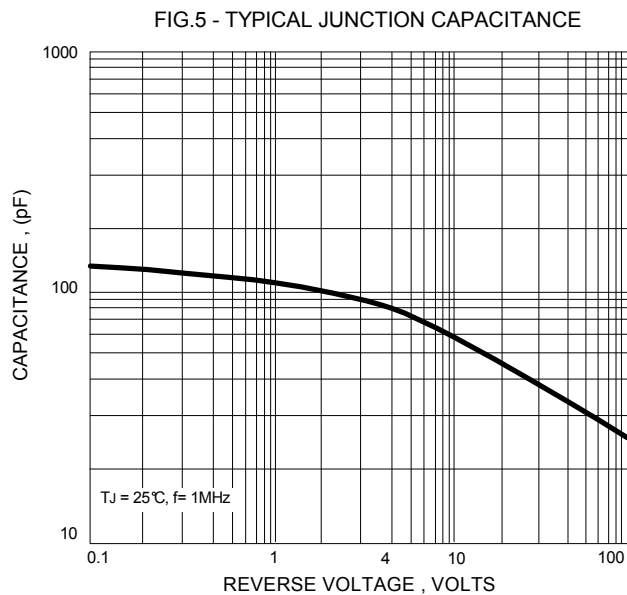
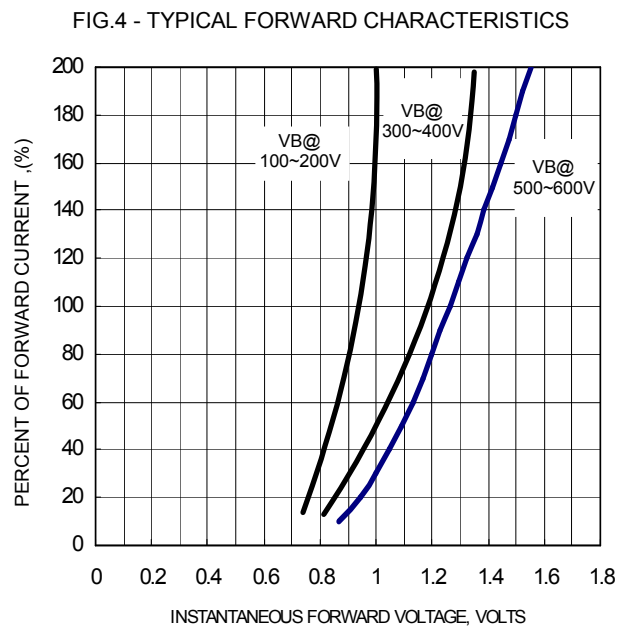
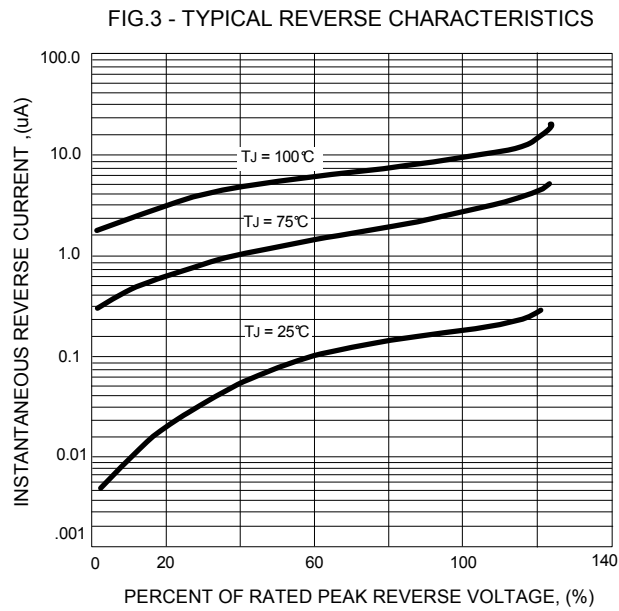
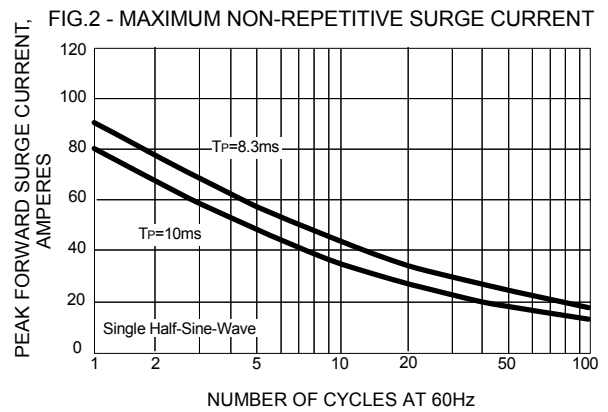
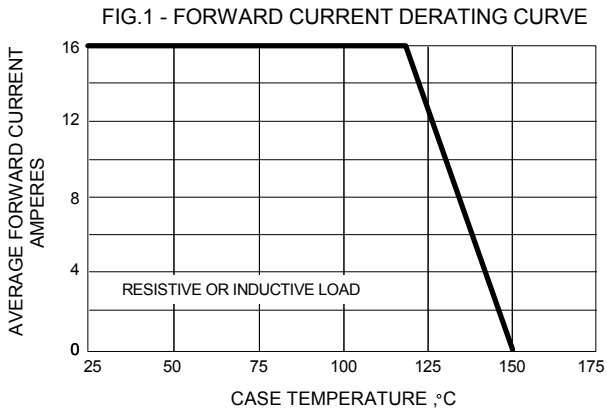
MAXIMUM RATINGS AND ELECTRICAL CHARACTERISTICS

Ratings at 25°C ambient temperature unless otherwise specified.

CHARACTERISTICS	SYMBOL	STPR 1610CT	STPR 1620CT	STPR 1630CT	STPR 1640CT	STPR 1650CT	STPR 1660CT	UNIT
Maximum Recurrent Peak Reverse Voltage	VRRM	100	200	300	400	500	600	V
Maximum RMS Voltage	VRMS	70	140	210	280	350	420	V
Maximum DC Blocking Voltage	VDC	100	200	300	400	500	600	V
Maximum Average Forward Rectified Current @TC=120°C	IAV	16						A
Non Repetitive Peak Forward Surge Current Per Diode Sinusoidal TP=8.3ms	IFSM	90						A
Maximum forward Voltage IF=8A @TJ=25°C Pulse Width =300us IF=8A @TJ=125°C Duty cycle IF=16A @TJ=25°C IF=16A @TJ=125°C	VF	1.1 1.0 1.25 1.20		1.3 1.2 1.5 1.4		1.5 1.4 1.7 1.6		V
Maximum DC Reverse Current at Rated DC Blocking Voltage @TJ=25°C @TJ=100°C	IR	10 500						uA
Typical Junction Capacitance per element (Note 1)	CJ	80						pF
Maximum Reverse Recovery Time (Note 2)	TRR	30		35		50		ns
Typical Thermal Resistance	RθJC	3.0						°C/W
Operating and Storage Temperature Range	TJ,TSTG	-55 to +150						°C

NOTES : 1.Measured at 1.0MHz and applied reverse voltage of 4.0V DC.
2.Reverse Recovery Test Conditions:IF=0.5A,IR=1.0A,IRR =0.25A.

REV. 2, Sep-2010, KTGC12



Important Notice and Disclaimer

LSC reserves the right to make changes to this document and its products and specifications at any time without notice. Customers should obtain and confirm the latest product information and specifications before final design, purchase or use.

LSC makes no warranty, representation or guarantee regarding the suitability of its products for any particular purpose, nor does LSC assume any liability for application assistance or customer product design. LSC does not warrant or accept any liability with products which are purchased or used for any unintended or unauthorized application.

No license is granted by implication or otherwise under any intellectual property rights of LSC.

LSC products are not authorized for use as critical components in life support devices or systems without express written approval of LSC.