

**PLASTIC SILICON RECTIFIERS**

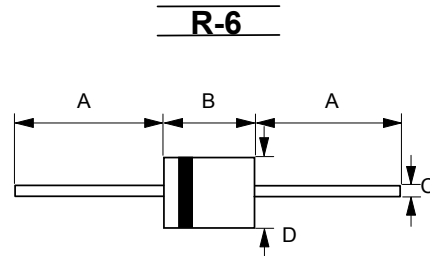
REVERSE VOLTAGE - **50 to 1000** Volts  
FORWARD CURRENT - **6.0** Amperes

**FEATURES**

- Low cost
- Diffused junction
- Low forward voltage drop
- Low reverse leakage current
- High current capability
- The plastic material carries UL recognition 94V-0

**MECHANICAL DATA**

- Case : JEDEC R-6 molded plastic
- Polarity : Color band denotes cathode
- Weight : 0.07 ounces, 2.1 grams
- Mounting position : Any



R-6		
Dim.	Min.	Max.
A	25.4	-
B	8.60	9.10
C	1.20 $\varnothing$	1.30 $\varnothing$
D	8.60 $\varnothing$	9.10 $\varnothing$
All Dimensions in millimeter		

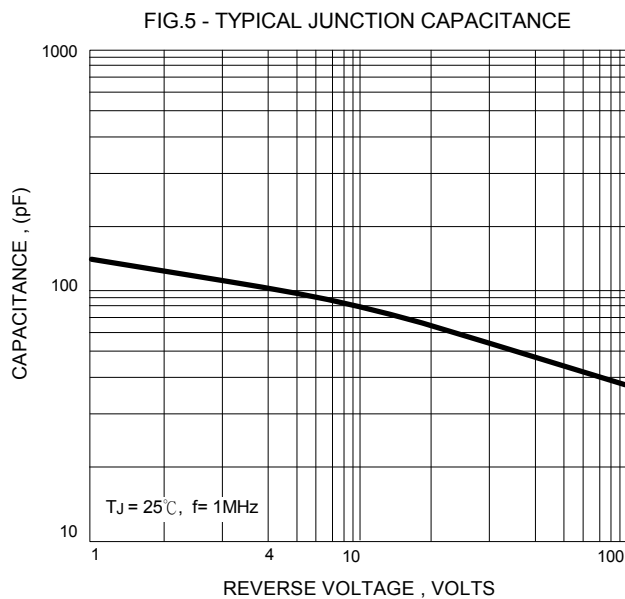
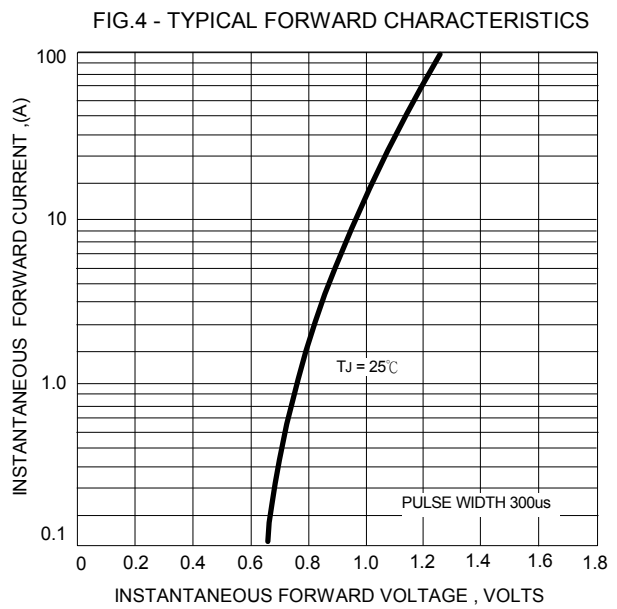
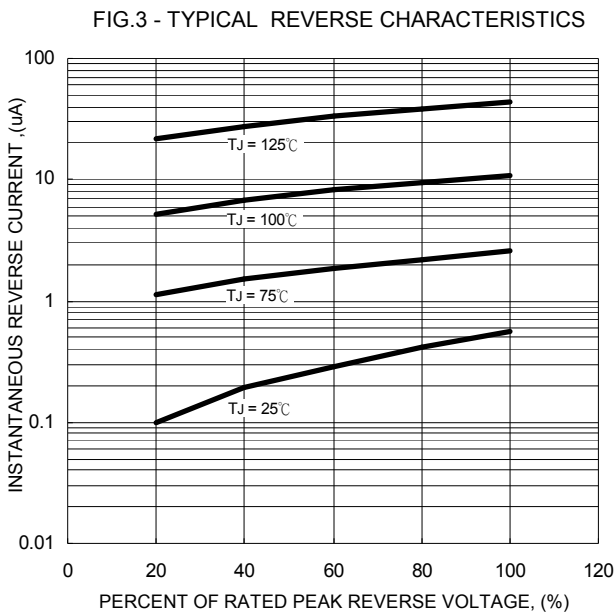
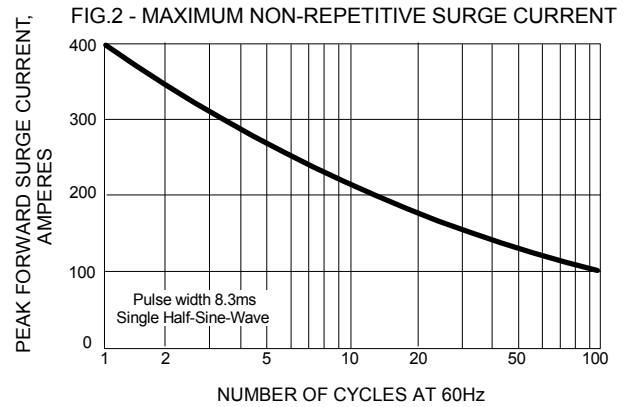
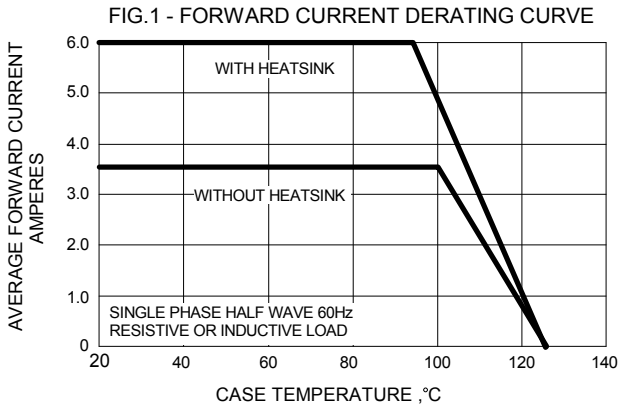
**MAXIMUM RATINGS AND ELECTRICAL CHARACTERISTICS**

Ratings at 25°C ambient temperature unless otherwise specified.

CHARACTERISTICS	SYMBOL	LT6A01	LT6A02	LT6A03	LT6A04	LT6A05	LT6A06	LT6A07	UNIT	
Maximum Recurrent Peak Reverse Voltage	V <sub>RRM</sub>	50	100	200	400	600	800	1000	V	
Maximum RMS Voltage	V <sub>RMS</sub>	35	70	140	280	420	560	700	V	
Maximum DC Blocking Voltage	V <sub>DC</sub>	50	100	200	400	600	800	1000	V	
Maximum Average Forward Rectified Current @T <sub>C</sub> =95°C	I <sub>(AV)</sub>					6.0				A
@T <sub>C</sub> =100°C (Note 1)						3.5				
Peak Forward Surge Current 8.3ms single half sine-wave @T <sub>J</sub> =25°C	I <sub>FSM</sub>					400				A
Maximum forward Voltage at 6.0A DC	V <sub>F</sub>					1.0				V
Maximum DC Reverse Current at Rated DC Blocking Voltage @T <sub>J</sub> =25°C	I <sub>R</sub>					10				uA
@T <sub>J</sub> =100°C						100				
Typical Junction Capacitance (Note 2)	C <sub>J</sub>					100				pF
Typical Thermal Resistance (Note 3)	R <sub>θJA</sub> R <sub>θJC</sub>					25 7				°C/W
Operating Temperature Range	T <sub>J</sub>					-55 to +125			°C	
Storage Temperature Range	T <sub>STG</sub>					-55 to +150			°C	

NOTES :1. Unit Mounted on 50mm x 50mm x 1mm copper plate  
2. Measured at 1.0MHz and applied reverse voltage of 4.0V DC.  
3. Thermal Resistance Junction to Ambient and case

REV. 4, Oct-2010, KDAG01



## Important Notice and Disclaimer

LSC reserves the right to make changes to this document and its products and specifications at any time without notice. Customers should obtain and confirm the latest product information and specifications before final design, purchase or use.

LSC makes no warranty, representation or guarantee regarding the suitability of its products for any particular purpose, nor does LSC assume any liability for application assistance or customer product design. LSC does not warrant or accept any liability with products which are purchased or used for any unintended or unauthorized application.

No license is granted by implication or otherwise under any intellectual property rights of LSC.

LSC products are not authorized for use as critical components in life support devices or systems without express written approval of LSC.