

# ANT-LTE-VDP-2000-SMA

## Data Sheet



### Product Description

The Linx VDP Series antenna is a highly versatile antenna, offering high performance in a wide range of applications as well as an industrial ruggedness at a commercial price point. These durable, low profile, IP67, UV, and extended temperature rated robust antennas mount to non-conductive surfaces with an integrated PSA adhesive patch and have a vertical cable egress. With two meters of low loss cable, the VDP Series antenna can be located remotely from the radio and positioned for optimal performance. The VDP Series offers a very rugged solution at a fraction of the cost of competitive options.

The VDP Series LTE antenna supports all common LTE frequency bands making it ideal for LTE, CAT-M1 and NB-IOT applications as well as 2G and 3G systems. It is easily customized with different cable lengths and connectors for volume orders. Contact Linx for details.



### Features

- Covers all common 4G/3G/2G LTE bands
- Fully weatherized - UV protected, IP67, wide temperature range
- Low Loss cable for better RF performance at higher frequency bands

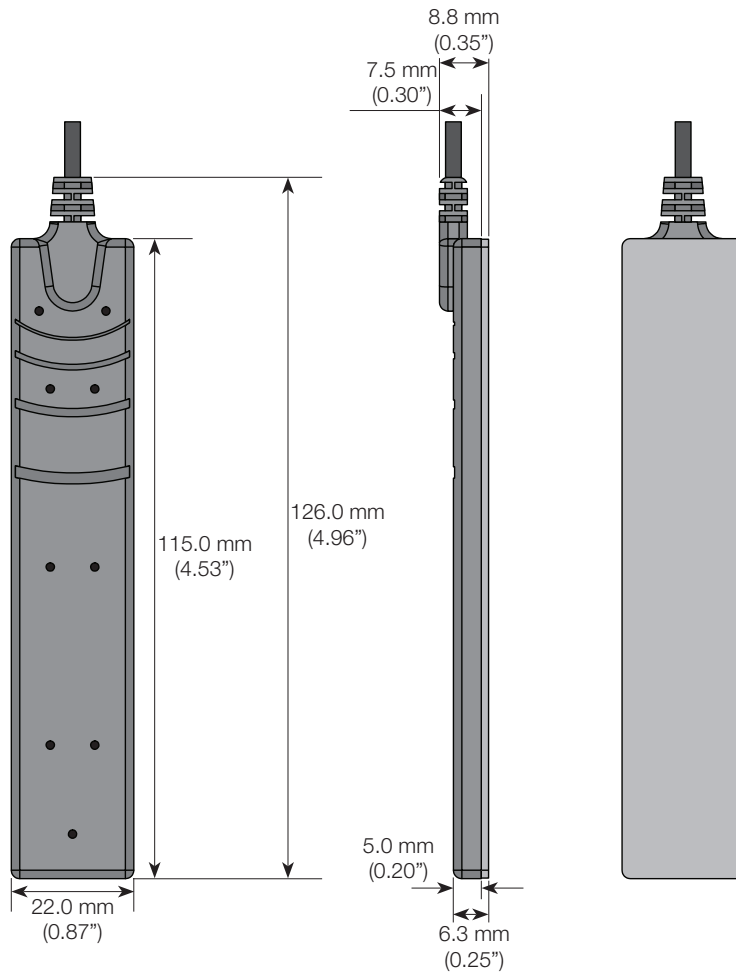
### Ordering Information

ANT-LTE-VDP-2000-SMA

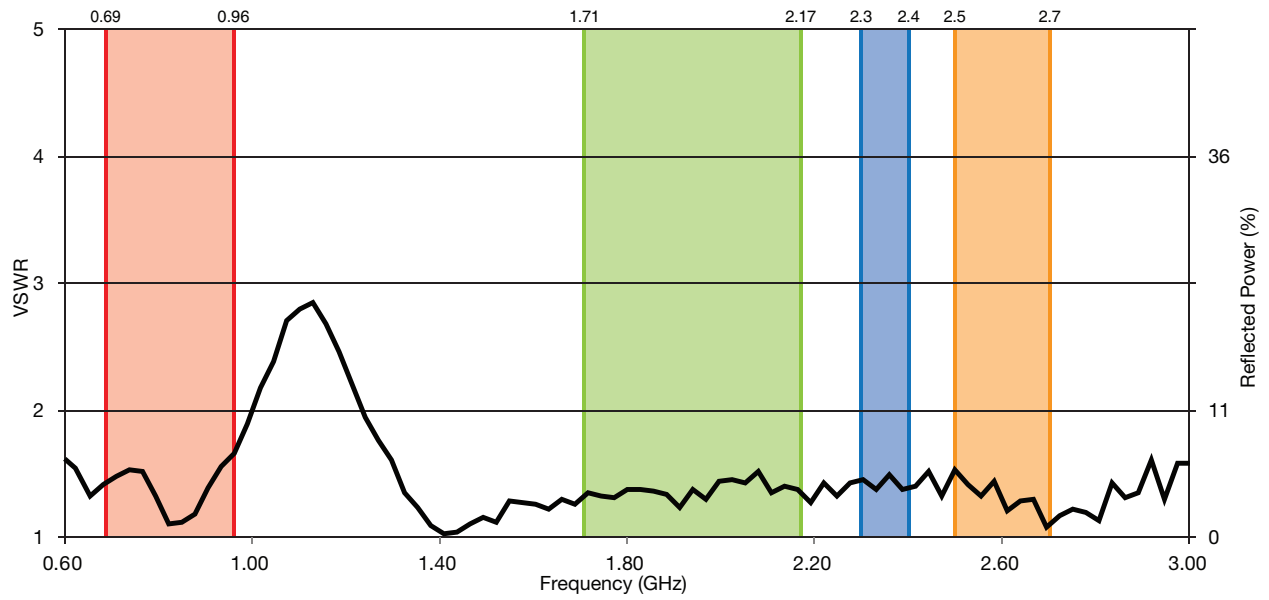
### Electrical Specifications

Electrical Specifications				
Parameter	LTE/ GSM850/ GSM900	DCS/ PCS/ UMTS1	LTE 2300	LTE 2600
Recommended Frequency Range	698 – 960	1710 – 2170	2300 – 2400	2500 – 2700
VSWR	<1.7:1	<1.3:1	<1.4:1	<1.25:1
Peak Gain	4.5dBi	3.5dBi	1.5dBi	4.0dBi
Average Gain	-2.5dBi	-4.0dBi	-5.5dBi	-5.0dBi
Efficiency	55%	40%	30%	30%
Polarization	Linear			
Radiation	Omni-Directional			
Max Power	10W			
Wavelength	½-wave			
Impedance	50-ohms			
Cable	2m of Low Loss RG-174/U			
Connection	SMA Plug (Male)			
Mounting Type	Adhesive			
Weight	49g (1.7oz.)			
Operating Temperature Range	-40°C to +85°C			

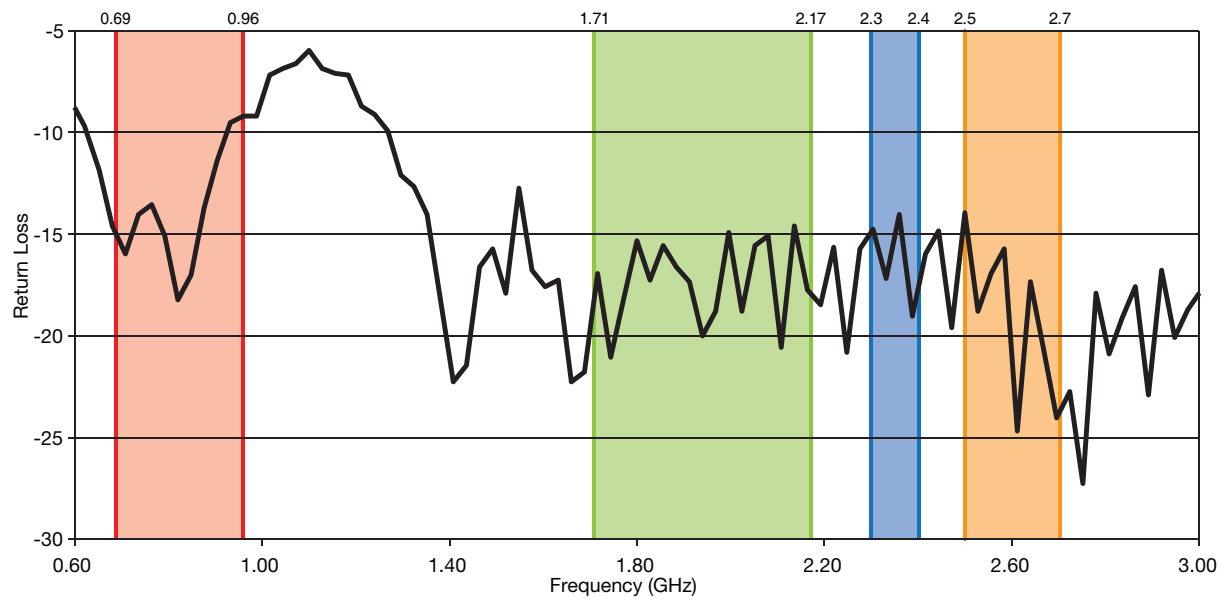
## Dimensions



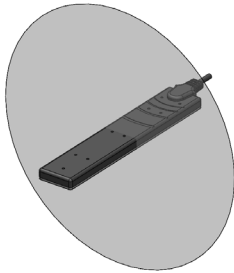
## VSWR Graph



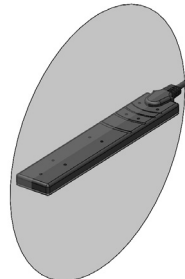
## Return Loss



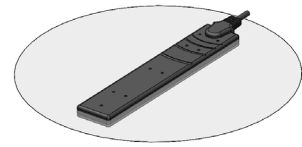
## Gain Plots



XZ-Plane Gain

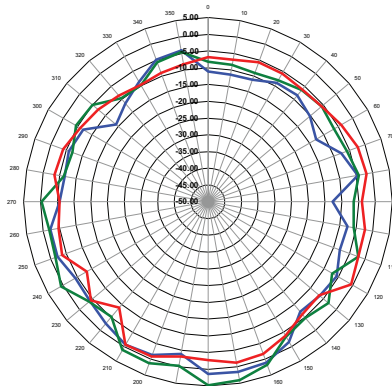


YZ-Plane Gain

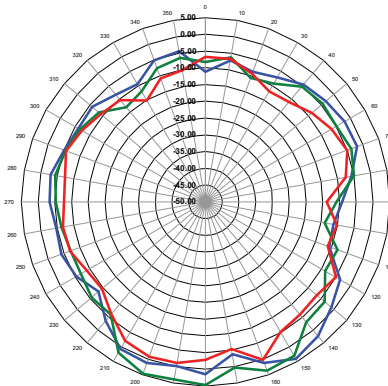


XY-Plane Gain

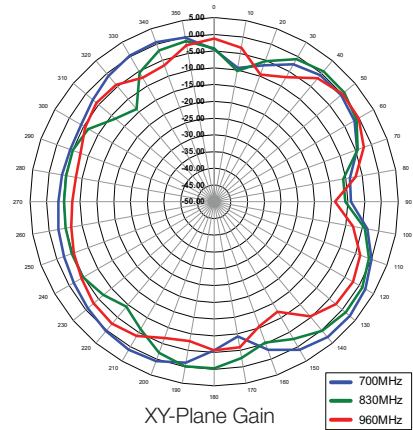
### 700 - 960MHz



XZ-Plane Gain



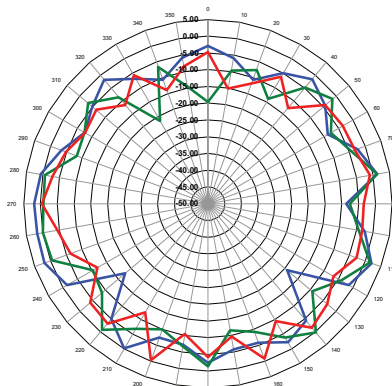
YZ-Plane Gain



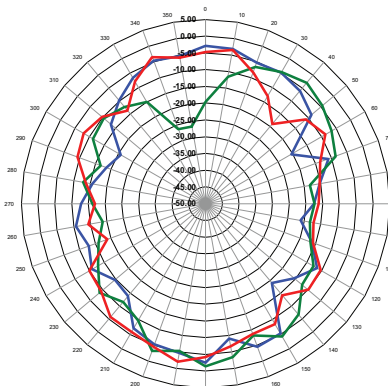
XY-Plane Gain



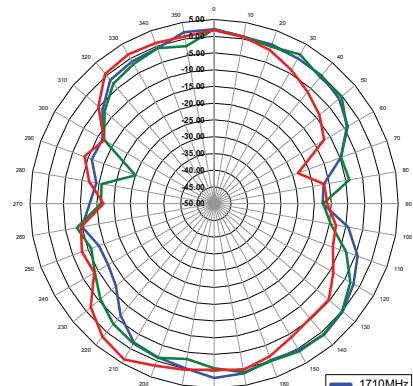
### 1710 - 2170MHz



XZ-Plane Gain



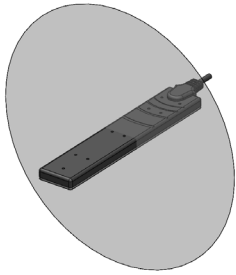
YZ-Plane Gain




XY-Plane Gain



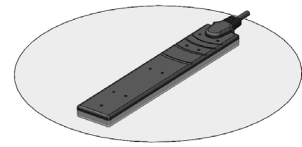
## Gain Plots



XZ-Plane Gain

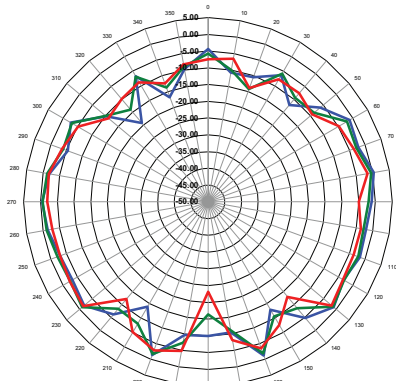


YZ-Plane Gain

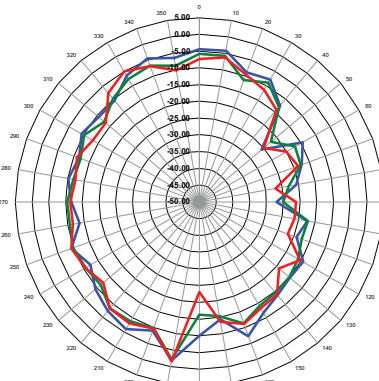


XY-Plane Gain

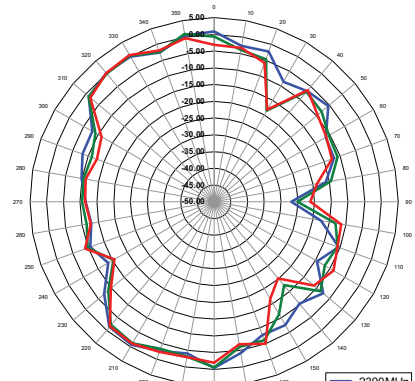
### 2300 - 2400MHz



XZ-Plane Gain



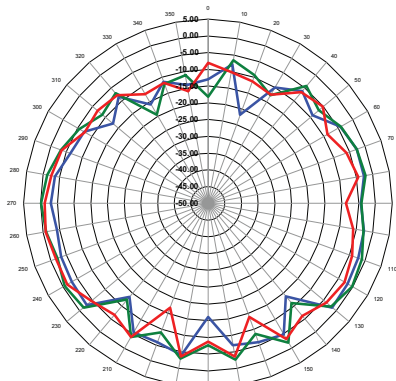
YZ-Plane Gain



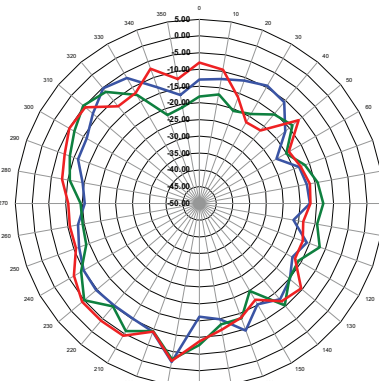
XY-Plane Gain



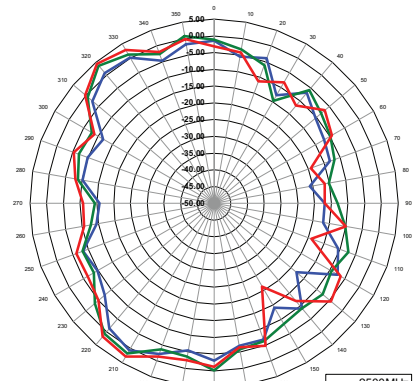
### 2500 - 2700MHz



XZ-Plane Gain



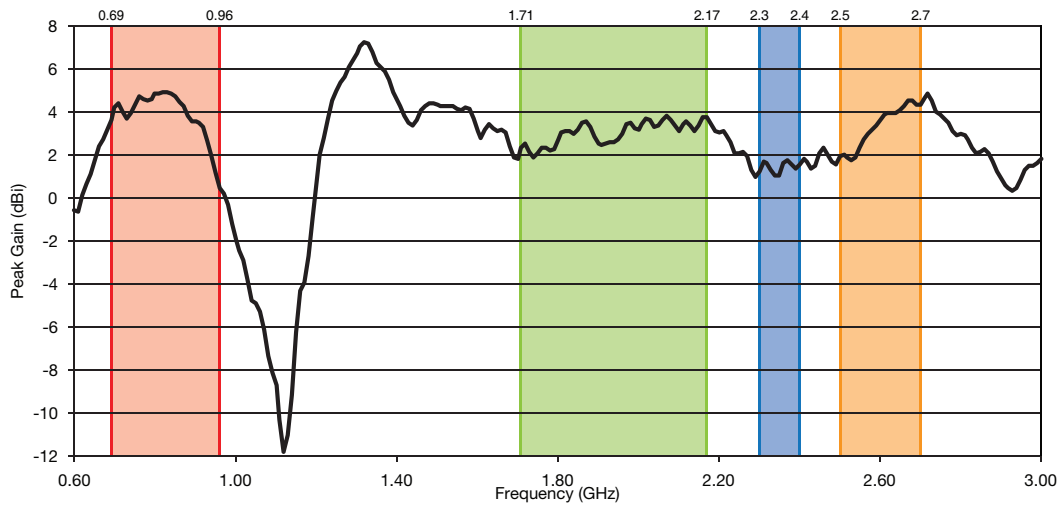
YZ-Plane Gain



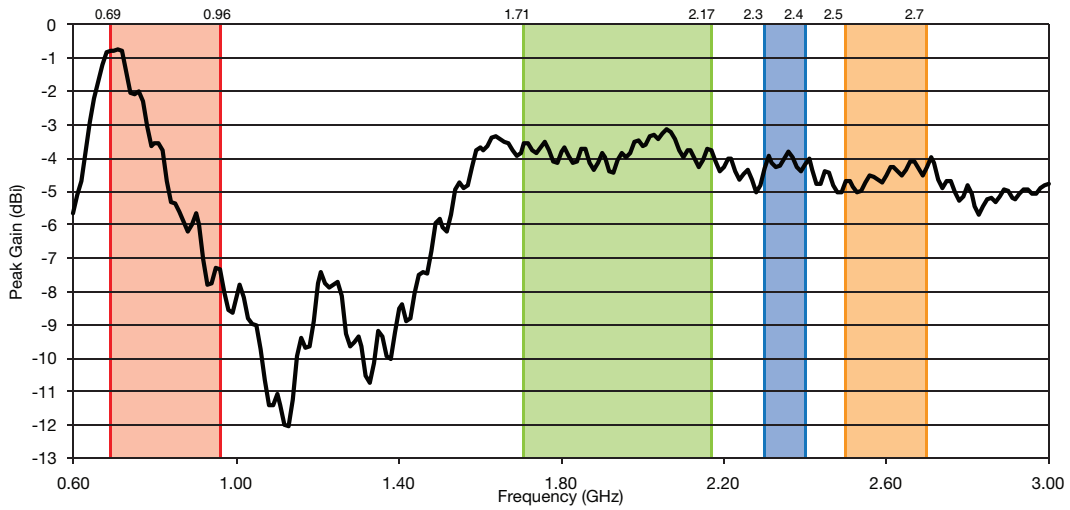
XY-Plane Gain



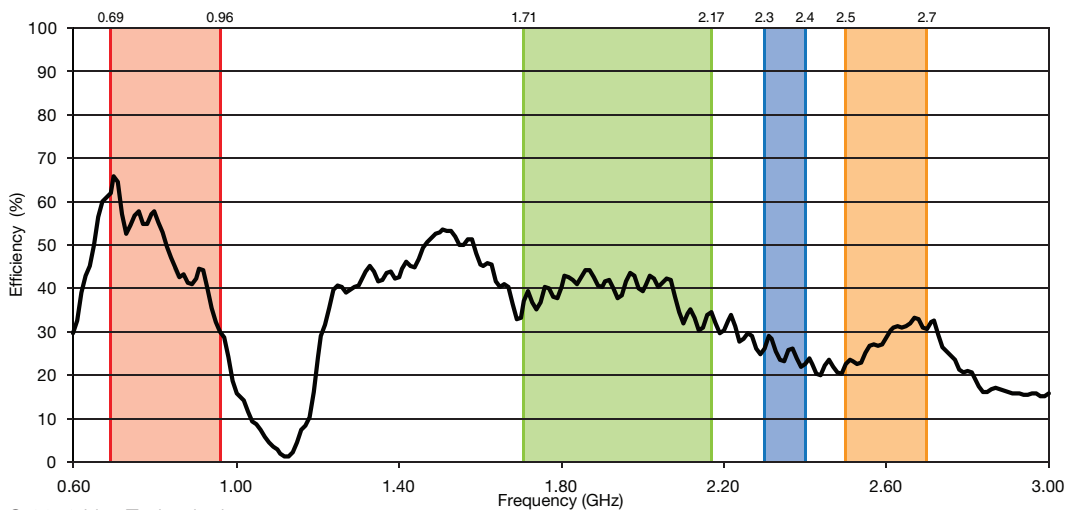
## Peak Gain



## Average Gain



## Radiation Efficiency



Copyright © 2018 Linx Technologies

159 Ort Lane, Merlin, OR 97532  
 Phone: +1 541 471 6256  
 Fax: +1 541 471 6251  
 www.linxtechnologies.com