

SUMMARY



Image is for illustrative purpose only

Wires

Low voltage 7

Series	1B
Termination type	Female solder
IP rating	50
AWG wire size	22.00 - 22.00
Cable Ø	2.30 - 7.60 mm
Status	active
Matching parts	FGG.1B.307.CLAD52Z

Download

[Request a quote](#)

[Eplan](#)

[Catalog](#)

TECHNICAL DETAILS

Mechanics

Shell Style/Model	EG*: Fixed receptacle, nut fixing
Keying	1 key (alpha=0, plug: male contacts, receptacle: female contacts)
Housing Material	Brass (chrome plated) shell and collet nut, nickel plated brass latch sleeve and mid pieces
Weight	8.91 g

Performance

Configuration	1B.307 : 7 Low Voltage
Insulator	L: PEEK (UL 94 / V-0/1.5)
Rated Current	7 Amps

Specifications

Contact Type:	Solder
Contact Dia.:	0.7 mm (0.028in)
Bucket Dia.:	0.8 mm (0.031in)
Max. Solid Conductor:	0.34 mm ² (AWG 22)
Max. Stranded Conductor:	0.34 mm ² (AWG 22)
R (max):	6.1 mOhm
Vtest (contact-shell):	1050 V (AC), 1490 V (DC)
Vtest (contact-contact):	950 V (AC), 1340 V (DC)

LEMO products and services are provided "as is". LEMO makes no warranties or representations with regard to LEMO product & services or use of them, express, implied or statutory, including for accuracy, completeness, or security. The user is fully responsible for his products and applications using LEMO components.

Others

Endurance (Shell): 5000
Temp (min / max): -55°C / +250°C
Humidity (max): <=95% [at 60 deg C / 140 F]
Vibration: 15 g [10 Hz - 2000 Hz]
Shock Resistance: 100 g [6 ms]
Climatical Category: 50/175/21
Shielding (min): 75 dB (10 MHz)
Shielding (min): 40 dB (1 GHz)
Salt Spray Corrosion: >1000 hr

DRAWINGS

Draws



Dimensions















	A	B	E	L	M	N	S1	S3	e
mm.	14	16	7.5	23	1.5	21.1	10.5	14	M12x1.0
in.	0.55	0.63	0.30	0.91	0.06	0.83	0.41	0.55	

RECOMMENDED BY LEMO

Tools

LEMO products and services are provided "as is". LEMO makes no warranties or representations with regard to LEMO product & services or use of them, express, implied or statutory, including for accuracy, completeness, or security. The user is fully responsible for his products and applications using LEMO components.

Cables

CMN.07.T22.055PGCE	PVC	GREY	
CMN.07.T26.037QGZE	TPR (medical)	Grey	
CMN.07.S34.027JGC			
CMN.07.T22.055PGZE		Grey	
CMN.07.T22.055PNCE	PVC	Black	
CMN.07.T22.055PNZE			
CMN.07.T28.044PGCE	PVC	GREY	
CMN.07.T28.044PGZE		Grey	
CMN.07.T28.044PNCE	PVC	Black	
CMN.07.T28.044PNZE			
007 041	PVC	Grey	
007 050	PVC	Black	
070 140	PVC	Grey	
270 250	PVC	Grey	
CTR.75.030.121875G	PVC	Grey	

LEMO products and services are provided "as is". LEMO makes no warranties or representations with regard to LEMO product & services or use of them, express, implied or statutory, including for accuracy, completeness, or security. The user is fully responsible for his products and applications using LEMO components.