

## SUMMARY



Image is for illustrative purpose only

### # Wires

Low voltage 2

Series 0B  
Termination type Female solder  
IP rating 50  
AWG wire size 20.00 - 20.00  
Cable Ø 1.40 - 5.60 mm  
Status active  
Matching parts [FGG.0B.302.CLAD42](#)

### Download

[Request a quote](#)

[Catalog](#)

## TECHNICAL DETAILS

### Mechanics

Shell Style/Model EG\*: Fixed receptacle, nut fixing  
Keying 1 key (alpha=0, plug: male contacts, receptacle: female contacts)  
Housing Material Brass (chrome plated) shell and collet nut, nickel plated brass latch sleeve and mid pieces  
Weight 4.26 g

### Performance

Configuration 0B.302 : 2 Low Voltage  
Insulator L: PEEK (UL 94 / V-0/1.5)  
Rated Current 10 Amps

### Specifications

Contact Type: Solder  
Contact Dia.: 0.9 mm (0.035in)  
Bucket Dia.: 1.0 mm (0.039in)  
Max. Solid Conductor: 0.56 mm<sup>2</sup> (AWG 20)  
Max. Stranded Conductor: 0.56 mm<sup>2</sup> (AWG 20)  
R (max): 4.8 mOhm  
Vtest (contact-shell): 1050 V (AC), 1490 V (DC)  
Vtest (contact-contact): 1000 V (AC), 1400 V (DC)

LEMO products and services are provided "as is". LEMO makes no warranties or representations with regard to LEMO product & services or use of them, express, implied or statutory, including for accuracy, completeness, or security. The user is fully responsible for his products and applications using LEMO components.

## Others

Endurance (Shell): 5000  
Temp (min / max): -55°C / +250°C  
Humidity (max): <=95% [at 60 deg C / 140 F]  
Vibration: 15 g [10 Hz - 2000 Hz]  
Shock Resistance: 100 g [ 6 ms]  
Climatical Category: 50/175/21  
Shielding (min): 75 dB (10 MHz)  
Shielding (min): 40 dB (1 GHz)  
Salt Spray Corrosion: >1000 hr  
12NC part number: 4022.438.33190

---

## DRAWINGS

### Draws



### Dimensions

	A	B	E	L	M	N	S1	S3	e
mm.	10	12.5	7	20.7	1.2	19.1	8.2	11	M9x0.6
in.	0.39	0.49	0.28	0.81	0.05	0.75	0.32	0.43	






























---

## RECOMMENDED BY LEMO

### Tools

LEMO products and services are provided "as is". LEMO makes no warranties or representations with regard to LEMO product & services or use of them, express, implied or statutory, including for accuracy, completeness, or security. The user is fully responsible for his products and applications using LEMO components.

## Cables

CMN.02.T22.047PGCE	PVC	GREY	
CMN.02.T28.030PGCE	PVC	GREY	
CMN.02.T22.047PGZE		Grey	
CMN.02.T22.047PNCE	PVC	Black	
CMN.02.T22.047PNZE			
CMN.02.T28.030PGZE		Grey	
CMN.02.T28.030PNCE	PVC	Black	
CMN.02.T28.030PNZE			
002 050	PVC	Black	
002 080	PVC	Grey	
002 221	PVC	Black	
002 260	PTFE	White	
002 280	PVC	Black	
004 082	PVC	Grey	
020 140	PVC	Grey	
020 140	PVC	Grey	
020 141	PVC	Grey	
020 142	PVC	Red	
020 143	PVC	Green	
020 144	PVC	Black	
020 145	PVC	Yellow	
020 146	PVC	Black	
020 240	PTFE	White	
020 260	PVC	Black	
020 264	PVC	Black	
020 266	PVC	Violet	
020 550	PUR	Black	
020 560	PUR	White	
120 184	PVC	Black	
120 240	PVC	Black	
120 250	PVC	Grey	
CCX.50.RG1.74U30B	TFE	White	
CMB.02.210.635	PUR	Black	

LEMO products and services are provided "as is". LEMO makes no warranties or representations with regard to LEMO product & services or use of them, express, implied or statutory, including for accuracy, completeness, or security. The user is fully responsible for his products and applications using LEMO components.