

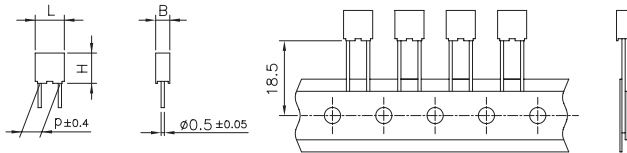


R79

MKP Series

Loose

Taped



**METALLIZED POLYPROPYLENE FILM CAPACITOR
MULTIPURPOSE APPLICATIONS**

Typical applications: timing, oscillator circuits, high frequency coupling and decoupling.

PRODUCT CODE: **R79**

p = 5mm

All dimensions are in mm.

Pitch (mm)	Box thickness (mm)	Maximum dimensions (mm)		
		B max	H max	L max
5.0	<4.5	B +0.1	H +0.1	L +0.2
5.0	≥4.5	B +0.1	H +0.1	L +0.3

PRODUCT CODE SYSTEM

The part number, comprising 14 digits, is formed as follows:

1	2	3	4	5	6	7	8	9	10	11	12	13	14
R	7	9		C								-	

- Digit 1 to 3 Series code
- Digit 4 d.c. rated voltage:
G = 160V I = 250V
M = 400V P = 630V
- Digit 5 Pitch: C = 5mm
- Digit 6 to 9 Digits 7 - 8 - 9 indicate the first three digits of Capacitance value and the 6th digit indicates the number of zeros that must be added to obtain the Rated Capacitance in pF.
- Digit 10 to 11 Mechanical version and packaging (table 1)
- Digit 12 Identifies the dimensions and electrical characteristics.
- Digit 13 Internal use.
- Digit 14 Capacitance tolerance:
H=2.5%; J=5%; K=10%

Table 1 (for more detailed information, please refer to page 14)

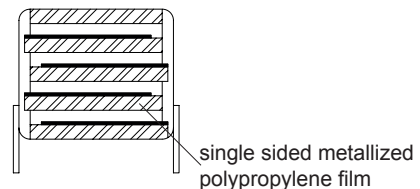
Standard packaging style	Lead length (mm)	Ordering code (Digit 10 to 11)
AMMO-PACK		DQ
REEL Ø 355mm		CK
Loose, short leads	4 ^{+1.5}	AA
Loose, long leads	17 ^{+1/-2}	Z3

Note: Ammo-pack is the preferred packaging for taped version.

GENERAL TECHNICAL DATA

- Dielectric:** polypropylene film.
- Plates:** aluminium layer deposited by evaporation under vacuum.
- Winding:** non-inductive type.
- Leads:** tinned wire, low thermal conductivity.
- Protection:** plastic case, thermosetting resin filled.
Box material is solvent resistant and flame retardant according to UL94.
- Marking:** manufacturer's logo, series (R79), capacitance, tolerance, D.C. rated voltage.
- Climatic category:** 55/105/56 IEC 60068-1
- Operating temperature range:** -55 to +105°C
- Related documents:** IEC 60384-16

Winding scheme





R79

MKP Series

**METALLIZED POLYPROPYLENE FILM CAPACITOR
MULTIPURPOSE APPLICATIONS**

p = 5 mm

PRODUCT CODE: R79

Rated Cap.	160Vdc/70Vac Std dimensions				Max dv/dt (V/μs)	Max K ₀ (V ² /μs)	Part Number
	B	H	L	p			
0.039 μF	3.5	7.5	7.2	5.0	100	32 E3	R79GC2390--4--
0.047 μF	4.5	9.5	7.2	5.0	100	32 E3	R79GC2470--4--
0.056 μF	4.5	9.5	7.2	5.0	100	32 E3	R79GC2560--4--
0.068 μF	4.5	9.5	7.2	5.0	100	32 E3	R79GC2680--4--
0.082 μF	5.0	10.0	7.2	5.0	100	32 E3	R79GC2820--4--
0.10 μF	5.0	10.0	7.2	5.0	100	32 E3	R79GC3100--4--
0.12 μF	6.0	11.0	7.2	5.0	100	32 E3	R79GC3120--4--
0.15 μF	6.0	11.0	7.2	5.0	100	32 E3	R79GC3150--4--
0.18 μF	7.2	13.0	7.2	5.0	100	32 E3	R79GC3180--4--
0.22 μF	7.2	13.0	7.2	5.0	100	32 E3	R79GC3220--4--

Mechanical version and packaging (Table1) _____
Internal use _____
Tolerance: J (±5%); K (±10%) _____

Rated Cap.	400Vdc/200Vac Std dimensions				Max dv/dt (V/μs)	Max K ₀ (V ² /μs)	Part Number
	B	H	L	p			
3900 pF	3.5	7.5	7.2	5.0	400	320 E3	R79MC1390--4--
4700 pF	3.5	7.5	7.2	5.0	400	320 E3	R79MC1470--4--
5600 pF	3.5	7.5	7.2	5.0	400	320 E3	R79MC1560--4--
6800 pF	3.5	7.5	7.2	5.0	400	320 E3	R79MC1680--4--
8200 pF	3.5	7.5	7.2	5.0	400	320 E3	R79MC1820--4--
0.010 μF	3.5	7.5	7.2	5.0	400	320 E3	R79MC2100--4--
0.012 μF	4.5	9.5	7.2	5.0	400	320 E3	R79MC2120--4--
0.015 μF	4.5	9.5	7.2	5.0	400	320 E3	R79MC2150--4--
0.018 μF	5.0	10.0	7.2	5.0	400	320 E3	R79MC2180--4--
0.022 μF	5.0	10.0	7.2	5.0	400	320 E3	R79MC2220--4--
0.027 μF	6.0	11.0	7.2	5.0	400	320 E3	R79MC2270--4--
0.033 μF	6.0	11.0	7.2	5.0	400	320 E3	R79MC2330--4--
0.039 μF	7.2	13.0	7.2	5.0	400	320 E3	R79MC2390--4--
0.047 μF	7.2	13.0	7.2	5.0	400	320 E3	R79MC2470--4--

Rated Cap.	250Vdc/160Vac Std dimensions				Max dv/dt (V/μs)	Max K ₀ (V ² /μs)	Part Number
	B	H	L	p			
0.012 μF	3.5	7.5	7.2	5.0	250	125 E3	R79IC2120--4--
0.015 μF	3.5	7.5	7.2	5.0	250	125 E3	R79IC2150--4--
0.018 μF	3.5	7.5	7.2	5.0	250	125 E3	R79IC2180--4--
0.022 μF	3.5	7.5	7.2	5.0	250	125 E3	R79IC2220--4--
0.027 μF	3.5	7.5	7.2	5.0	250	125 E3	R79IC2270--4--
0.033 μF	3.5	7.5	7.2	5.0	250	125 E3	R79IC2330--4--
0.039 μF	4.5	9.5	7.2	5.0	250	125 E3	R79IC2390--4--
0.047 μF	4.5	9.5	7.2	5.0	250	125 E3	R79IC2470--4--
0.056 μF	4.5	9.5	7.2	5.0	250	125 E3	R79IC2560--4--
0.068 μF	5.0	10.0	7.2	5.0	250	125 E3	R79IC2680--4--
0.082 μF	6.0	11.0	7.2	5.0	250	125 E3	R79IC2820--4--
0.10 μF	6.0	11.0	7.2	5.0	250	125 E3	R79IC3100--4--
0.12 μF	7.2	13.0	7.2	5.0	250	125 E3	R79IC3120--4--
0.15 μF	7.2	13.0	7.2	5.0	250	125 E3	R79IC3150--4--

Mechanical version and packaging (Table1) _____
Internal use _____
Tolerance: H (±2.5%); J (±5%); K (±10%) _____

Rated Cap.	630Vdc/220Vac* Std dimensions				Max dv/dt (V/μs)	Max K ₀ (V ² /μs)	Part Number
	B	H	L	p			
1000 pF	3.5	7.5	7.2	5.0	500	630 E3	R79PC1100--4--
1200 pF	3.5	7.5	7.2	5.0	500	630 E3	R79PC1120--4--
1500 pF	3.5	7.5	7.2	5.0	500	630 E3	R79PC1150--4--
1800 pF	3.5	7.5	7.2	5.0	500	630 E3	R79PC1180--4--
2200 pF	3.5	7.5	7.2	5.0	500	630 E3	R79PC1220--4--
2700 pF	3.5	7.5	7.2	5.0	500	630 E3	R79PC1270--4--
3300 pF	3.5	7.5	7.2	5.0	500	630 E3	R79PC1330--4--
3900 pF	4.5	9.5	7.2	5.0	600	630 E3	R79PC1390--4--
4700 pF	4.5	9.5	7.2	5.0	600	630 E3	R79PC1470--4--
5600 pF	4.5	9.5	7.2	5.0	600	630 E3	R79PC1560--4--
6800 pF	5.0	10.0	7.2	5.0	600	630 E3	R79PC1680--4--
8200 pF	5.0	10.0	7.2	5.0	600	630 E3	R79PC1820--4--
0.010 μF	6.0	11.0	7.2	5.0	600	630 E3	R79PC2100--4--
0.012 μF	6.0	11.0	7.2	5.0	600	630 E3	R79PC2120--4--
0.015 μF	7.2	13.0	7.2	5.0	600	630 E3	R79PC2150--4--
0.018 μF	7.2	13.0	7.2	5.0	600	630 E3	R79PC2180--4--

Mechanical version and packaging (Table1) _____
Internal use _____
Tolerance: H (±2.5%); J (±5%); K (±10%) _____

All dimensions are in mm.

Note: If the working voltage (V) is lower than the rated voltage (V_R), the capacitor may work at higher dv/dt. In this case the maximum value allowed is obtained multiplying the above value (see table dv/dt) with the ratio V_R/V.

The pulse characteristic K₀ depends on the voltage wave-form and in any case it cannot overcome the value given in the above table. The dv/dt test is carried out at 2 times the above values.

*Not suitable for across-the-line applications. Please refer to Interference Suppression Capacitors (page 145).

**METALLIZED POLYPROPYLENE FILM CAPACITOR
 MULTIPURPOSE APPLICATIONS**

p = 5 mm

PRODUCT CODE: R79

ELECTRICAL CHARACTERISTICS**Rated voltage (V_R):** 160Vdc - 250 Vdc 400 Vdc - 630 Vdc**Rated temperature (T_R):** +85°C**Temperature derated voltage:**for temperatures between +85°C and +105°C a decreasing factor of 1.25% per degree C on the rated voltage V_R (d.c. and a.c.) has to be applied.**Capacitance range:** 1000pF to 0.22 μ F**Capacitance values:**

E12 series (IEC 60063 Norm).

Capacitance tolerances (measured at 1 kHz): $\pm 2.5\%$ (H); $\pm 5\%$ (J); $\pm 10\%$ (K).**Total self-inductance (L):** ≈ 6 nH(lead length ≈ 2 mm).**Temperature coefficient** (ppm/°C):

-200 (typical value).

Dissipation factor (DF):tg δ 10^{-4} at +25°C $\pm 5^\circ$ C

kHz	MKP C ≤ 0.1 μ F	MKP C > 0.1 μ F
	tg $\delta \times 10^{-4}$	tg $\delta \times 10^{-4}$
1	≤ 6	≤ 6
10	≤ 10	≤ 10
100	≤ 30	

Dielectric absorption (DA): 0.05%**Insulation resistance:****Test conditions**Temperature: +25°C $\pm 5^\circ$ C

Voltage charge time: 1 min

Voltage charge: 100Vdc

Performance $\geq 1 \times 10^5$ M Ω (Typ.value: 5×10^5 M Ω)**Test voltage between terminations:**1.6x V_R applied for 2 s at +25°C $\pm 5^\circ$ C.**TEST METHOD AND PERFORMANCE****Damp heat, steady state:****Test conditions**Temperature: +40°C $\pm 2^\circ$ CRelative humidity (RH): 93% $\pm 2\%$

Test duration: 56 days

PerformanceCapacitance change $|\Delta C/C|$: $\leq 3\%$ DF change ($\Delta \text{tg}\delta$): $\leq 10 \times 10^{-4}$ at 1kHzInsulation resistance: $\geq 50\%$ of initial limit.**Endurance:****Test conditions**Temperature: +85°C $\pm 2^\circ$ C

Test duration: 1000 h

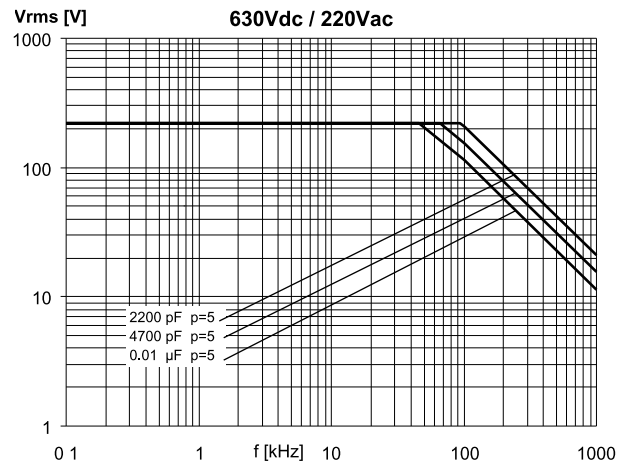
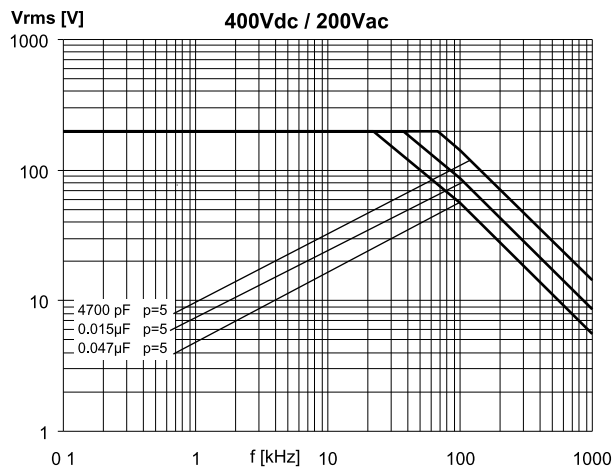
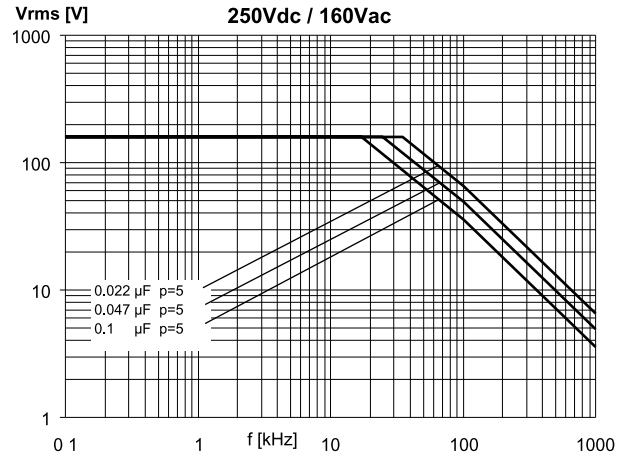
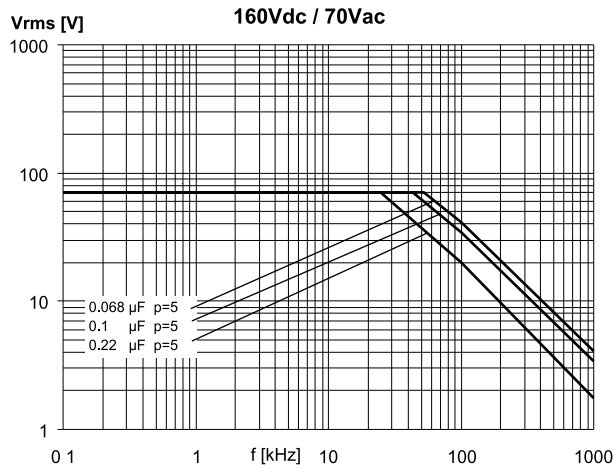
Voltage applied: 1.25x V_R **Performance**Capacitance change $|\Delta C/C|$: $\leq 3\%$ DF change ($\Delta \text{tg}\delta$): $\leq 10 \times 10^{-4}$ at 10kHzInsulation resistance: $\geq 50\%$ of initial limit.**Resistance to soldering heat:****Test conditions**Solder bath temperature: +260°C $\pm 5^\circ$ CDipping time (with heat screen): 10 s ± 1 s**Performance**Capacitance change $|\Delta C/C|$: $\leq 2\%$ DF change ($\Delta \text{tg}\delta$): $\leq 10 \times 10^{-4}$ at 10kHzInsulation resistance: \geq initial limit.**Long term stability** (after two years):**Storage:** standard environmental conditions (see page 12).**Performance**Capacitance change $|\Delta C/C|$: $\leq 0.5\%$

**METALLIZED POLYPROPYLENE FILM CAPACITOR
MULTIPURPOSE APPLICATIONS**

p = 5 mm

PRODUCT CODE: R79

MAX. VOLTAGE (Vr.m.s.) VERSUS FREQUENCY (sinusoidal wave-form / Th ≤ 40°C)



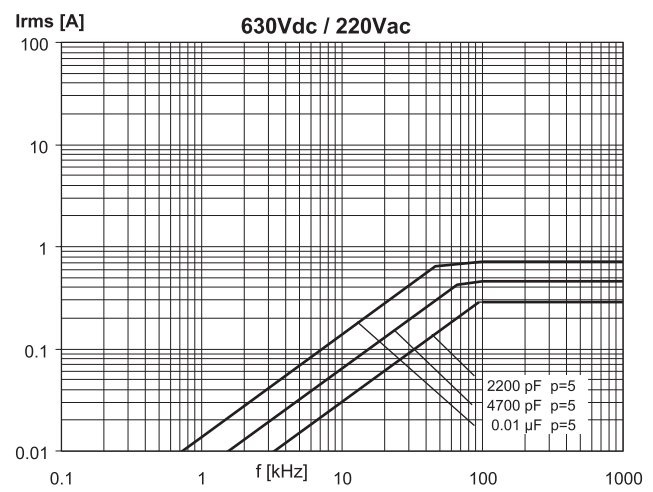
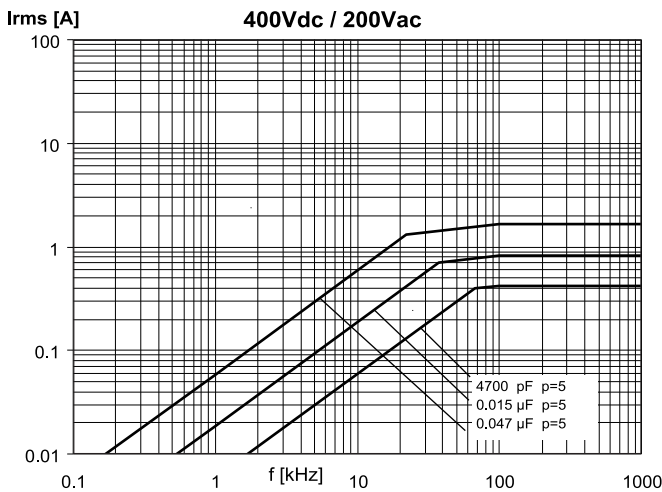
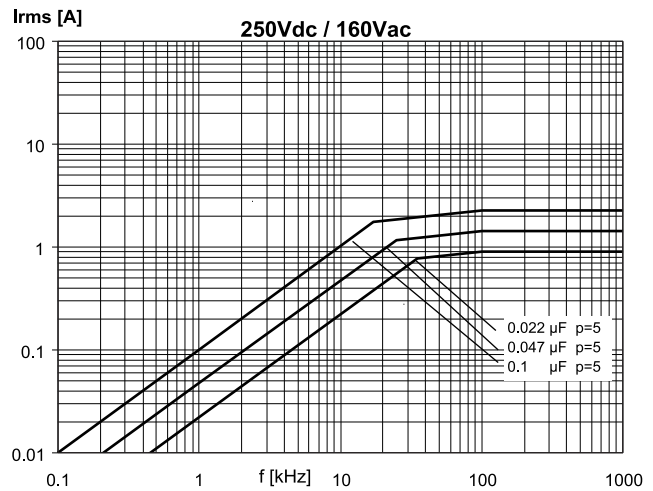
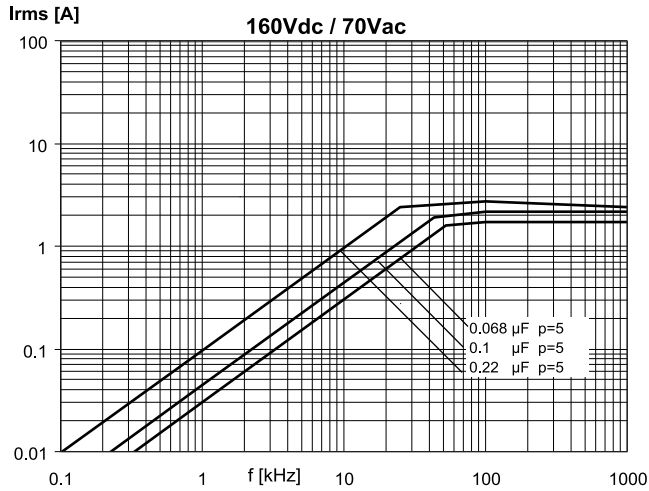
Note: p (pitch) in mm.

**METALLIZED POLYPROPYLENE FILM CAPACITOR
MULTIPURPOSE APPLICATIONS**

p = 5 mm

PRODUCT CODE: **R79**

MAX. CURRENT ($I_{r.m.s.}$) VERSUS FREQUENCY (sinusoidal wave-form / $T_h \leq 40^\circ\text{C}$)



Note: p (pitch) in mm.

Statements of suitability for certain applications are based on our knowledge of typical operating conditions for such applications, but are not intended to constitute – and we specifically disclaim – any warranty concerning suitability for a specific customer application or use. This Information is intended for use only by customers who have the requisite experience and capability to determine the correct products for their application. Any technical advice inferred from this Information or otherwise provided by us with reference to the use of our products is given gratis, and we assume no obligation or liability for the advice given or results obtained.