



KTPS36 Series

DoE/CEC Level VI

36-Watt Wall-mount Adapters With Interchangeable AC plug, DoE/CEC Level VI

INPUT SPECIFICATIONS

All specifications are typical at nominal input, full load.

INPUT SPECIFICATIONS

Input Voltage	AC 100 – 240VAC
Input Frequency	50 – 60Hz
Input Current	1.00A Max
Protection	Internal Primary Current Fuse Inrush Limiting

OUTPUT SPECIFICATIONS

Output Voltage	See Chart
Efficiency	DoE/CEC Level VI, Energy Star, ErP Stage 2, NRCAN, GEMS Level VI
Protection	Short Circuit Protection Over Current Protection Over Voltage Protection
Ripple	1 - 2 % Vp-p (max)
Hold-Up Time	10 mS (min)
Transient Response	0.5mS for 50% Load Change(typ)
Load Regulation	± 5% (typ)
Leakage Current	0.25mA @ 2 pin

GENERAL SPECIFICATIONS

MTBF(Calculated)	300,000 Calculated hours at 25°C by Telcordia SR-332
Dielectric Withstanding Voltage	3,000 VAC Primary – Secondary
EMI Conduction & Radiation	Compliance to EN55022 Class B
Harmonic Current	Compliance to EN61000-3-2,3
EMS Immunity	Compliance to EN61000-4- 2,3,4,5,6,8,11
Safety Approvals	UL/cUL/CE/CB/GS/PSE/FCC/RCM



FEATURES

- DoE/CEC LEVEL VI
- UNIVERSAL INPUT (AC100-240V)
- OVER VOLTAGE PROTECTION
- OVER CURRENT PROTECTION
- SHORT CIRCUIT PROTECTION
- ROHS COMPLIANT

ENVIRONMENTAL SPECIFICATIONS

Operating Temperature	0°C~+40°C
Storage Temperature	-20°C ~ +80°C
Cooling.	Convection
Operating Humidity	20 – 80% Rh
Storage Humidity	10 – 90% Rh

MECHANICAL SPECIFICATIONS

Case Dimension	L79 x W35 x H66(mm)
Available Input Connectors	USA, EU, UK, AUS, CHN, KOR
DC Cord	18AWG (Optional 20 & 22 AWG)
Output Connector	5.5 x 2.1 x 9.5 mm C+



KTPS36 Series

DoE/CEC Level VI

Model Number	Output Voltage	Output Current	Max Output Power
KTPS36-05040MP-VI	5.0V	5.0A	25.00W
KTPS36-07540MP-VI	7.5V	4.0A	30.00W
KTPS36-09033MP-VI	9.0V	3.34A	30.00W
KTPS36-12030MP-VI	12.0V	3.0A	36.00W
KTPS36-15024MP-VI	15.0V	2.4A	36.00W
KTPS36-24015MP-VI	24.0V	1.5A	36.00W
KTPS36-48075MP-VI	48.0V	0.75A	36.00W

- Add -NA for USA plug only. Leave blank for all plugs

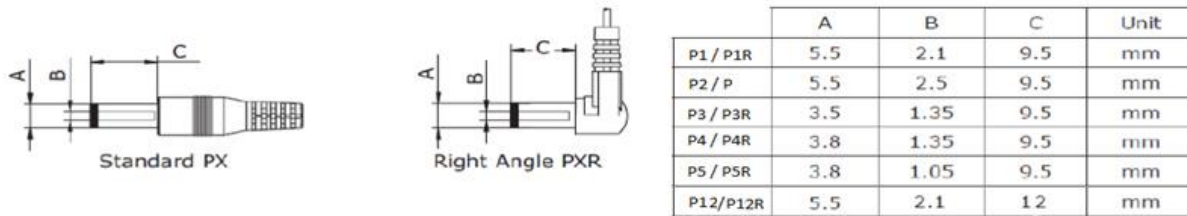
Part Number Key:

KTPS36- xxx yy MP - VI - z - p -NA

- xxx** = output voltage 12=12.0V 135 = 13.5V example
 - yy** = output current 55 = 5.5 amp example
 - z** = AC input plug C = IEC 320 C14, D=IEC 320 C6
 - p** = output connector P1/(R)* = 2.1/5.5/9.5mm, P2/(R)* = 2.5/5.5/9.5...
- * R = Right Angle Connectors

Note: Center Positive (+) standard

Standard DC Plug

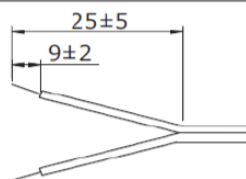


P100 = User Defined

Locking DC Plug



Stripped and Tinned



ST = Stripped and Tinned



KTPS36 Series

DoE/CEC Level VI

8. Mechanical :

8.1 Weight : 160 g Typical

8.2 Cable Type : Black UL2468 16AWG
(Wire + Plug)

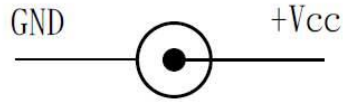
Plug : $\varnothing 5.5 \times \varnothing 2.5 \times 9.5 \text{mm}$
(Tuning Fork & Cannelure)

8.3 Cable Length : 1000mm

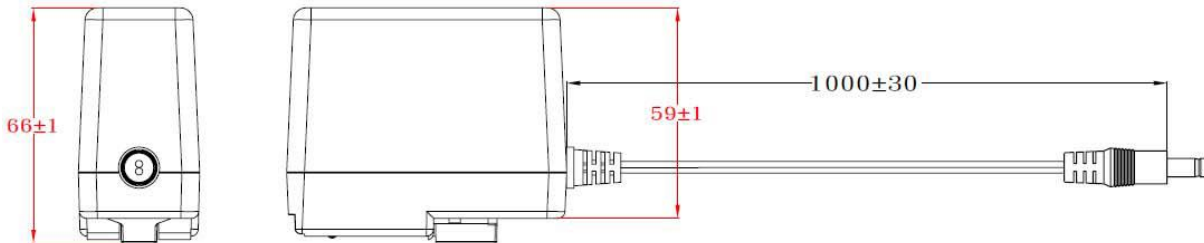
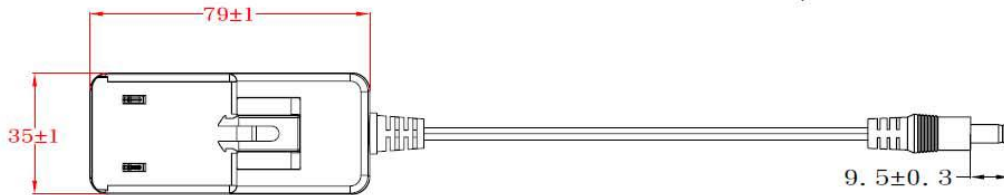
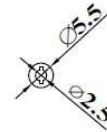
8.4 Case Dimension : 79mm(L)*35mm(W)*66mm(H)

8.5 Material Flammability : UL 94V-0

8.6 External Apperance : As drawing below (Scale \rightarrow mm)



Output Cable Plug Pin Assignment



8.7 AC Plug: (L*W*H±0.5mm)

■ USA	■ Europe	■ U. K.	■ Australia	■ China	□ Korea
39. 2*31. 2*26	39. 2*35*45	39. 2*48. 6*37. 5	41. 5*55*34	39. 2*31. 2*26	39. 2*35*45