

"High Frequency Ceramic Solutions"

900MHz / 2.4GHz SMD Diplexer for IoT, BLE, WiFi, Zigbee, LPWAN, Home Automation, and Smart Readers.


P/N 0900DP15A2450

Detail Specification: 8/26/2016

Page 1 of 3

Not exactly what you are looking for and want to see our other diplexers? Go to: www.johansontechnology.com/diplexers

General Specifications

Passband (MHz)	863 ~ 960	2400 ~ 2500	 <p>Actual product picture</p>	
Insertion Loss (dB)	0.57 typ. 0.65 max.	1.3 typ. 1.4 max.		
Return loss (dB)	9.5 min.			
Attenuation (dB)	27.5 typ./25 min. @1726-1920MHz 23 typ./17 min. @2589-2880MHz 14 typ./9 min. @3452-3840MHz	22 typ./17 min. @1850-1910MHz 36 typ./20 min. @4800-5000MHz 17 typ./12 min. @7200-7500MHz		
Isolation (dB)	33 Typ./30 min. @2400-2500MHz	44 Typ./35 min. @863-960MHz		
Operating Temp.	-40 to +85 °C			
			Storage Conditions ¹	-45 to +85°C
			Storage Period	18 months max.
			Power Capacity	2W max. (CW)
			Reel Quantity	4,000 pcs

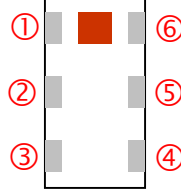
¹For pre-installation storage (product still on T&R) +5 to +35 °C, Humidity 45~75%RH is recommended

Part Number Explanation

P/N Suffix	Packing Style	Bulk	Suffix = S	eg. 0900DP15A2450S
		T & R	Suffix = E	eg. 0900DP15A2450E
	Termination style	100% Tin	Suffix = None	eg. 0900DP15A2450(E or S)
	Evaluation Board	0900DP15A2450-EB1SMA		

Terminal Configuration

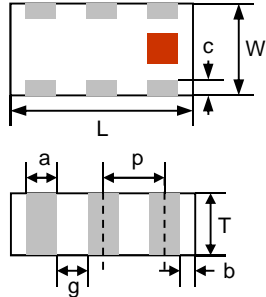
No.	Function
1	2.4G Band
2	GND
3	900M Band
4	GND
5	Common Port
6	GND



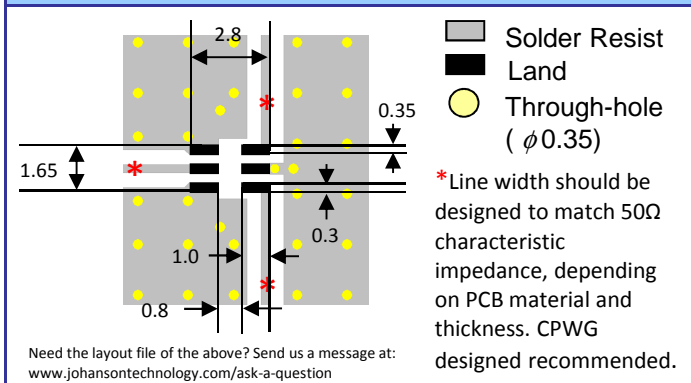
(Top)

Mechanical Dimensions

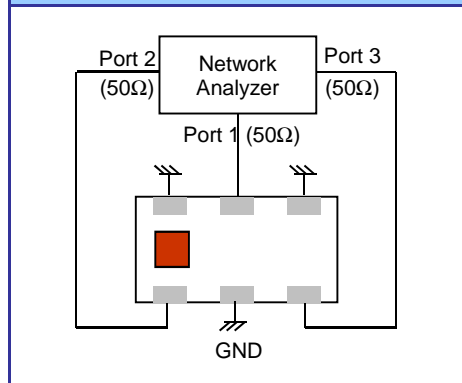
	In	mm
L	0.079 ± 0.004	2.00 ± 0.1
W	0.049 ± 0.004	1.25 ± 0.1
T	0.037 ± 0.004	0.95 ± 0.1
a	0.012 ± 0.004	0.30 ± 0.1
b	0.008 ± 0.004	0.20 ± 0.1
c	0.012 +0.004/-0.008	0.30 +0.1/-0.2
g	0.014 ± 0.004	0.35 ± 0.10
p	0.026 ± 0.002	0.65 ± 0.05



Mounting Considerations



Measuring Diagram



"High Frequency Ceramic Solutions"

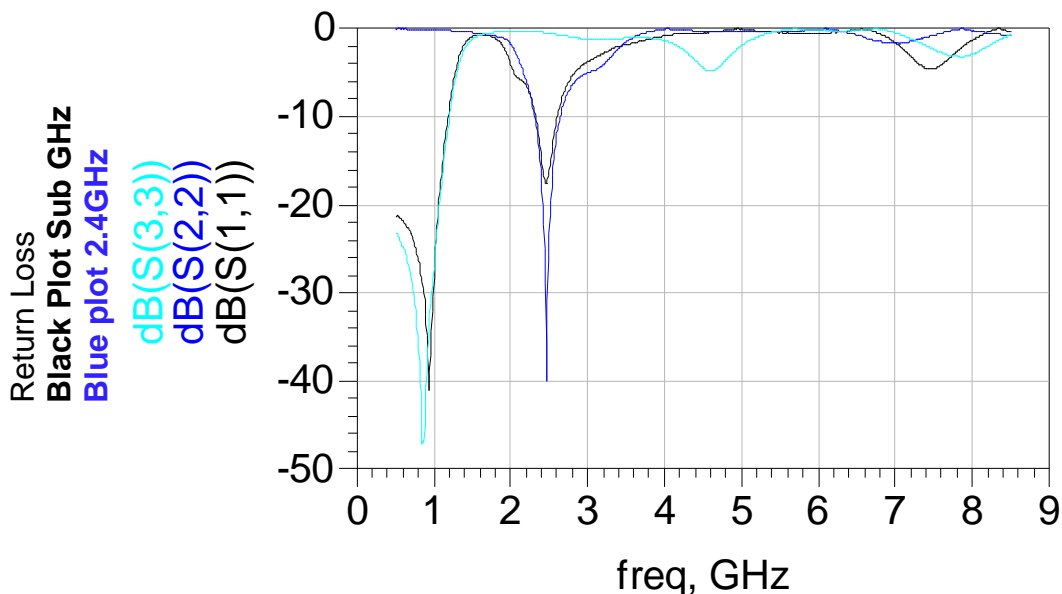
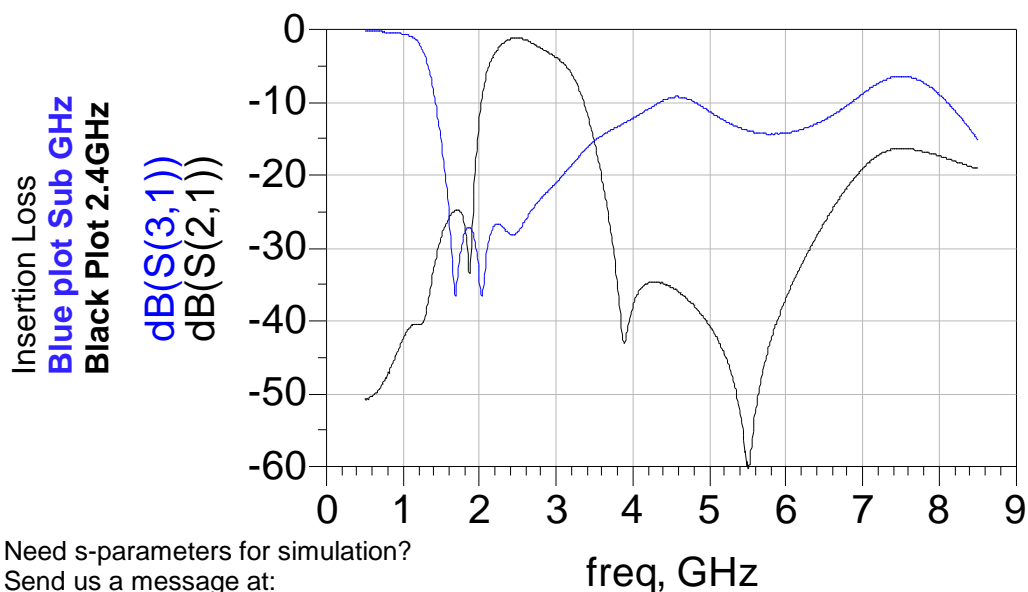
900MHz / 2.4GHz SMD Diplexer for IoT, BLE, WiFi, Zigbee,
LPWAN, Home Automation, and Smart Readers.

P/N 0900DP15A2450

Detail Specification: 8/26/2016

Page 2 of 3

Typical Electrical Characteristics (T=25 °C)



The contents of this data sheet are subject to change without notice. Please confirm the specifications and delivery conditions when placing your order. All sales are subject to Johanson Technology, Inc. terms and conditions.



www.johansontechnology.com

4001 Calle Tecate • Camarillo, CA 93012 • TEL 805.389.1166 FAX 805.389.1821

Ver. 1.0

2016 Johanson Technology, Inc. All Rights Reserved

"High Frequency Ceramic Solutions"

900MHz / 2.4GHz SMD Diplexer for IoT, BLE, WiFi, Zigbee,
LPWAN, Home Automation, and Smart Readers.

P/N 0900DP15A2450

Detail Specification: 8/26/2016

Page 3 of 3

RoHS Compliance

<http://www.johansontechnology.com/rohs-compliance>

Packaging information

<http://www.johansontechnology.com/tape-reel-packaging>

Soldering Information

www.johansontechnology.com/ipcsoldering-profile

Layout Files, s-parameters and any other technical questions

<http://www.johansontechnology.com/ask-a-question>

MSL Info

<http://www.johansontechnology.com/msl-rating>

Recommended Storage Condition and Max Shelf Life

<http://www.johansontechnology.com/recommended-storage-conditions>

Antenna layout and tuning techniques

www.johansontechnology.com/tuning

Antenna layout review, tuning, and characterization services

<http://www.johansontechnology.com/ipc-antenna-services>

Need some FREE design guidance, layout/gerber files, or s-parameters for simulation?
Send us a message at:
www.johansontechnology.com/ask-a-question

The contents of this data sheet are subject to change without notice. Please confirm the specifications and delivery conditions when placing your order. All sales are subject to Johanson Technology, Inc. terms and conditions.



www.johansontechnology.com

4001 Calle Tecate • Camarillo, CA 93012 • TEL 805.389.1166 FAX 805.389.1821

Ver. 1.0

2016 Johanson Technology, Inc. All Rights Reserved