


USB Type-C™ Compatible DX07 Hybrid Contact Receptacle

CONNECTOR
MB-0335-3
March 2019

RoHS Compliant



On-board Type



Mid-mount Type

The DX07 Series connectors are USB Type-C™ compliant, and they are a standard interface for various devices, such as PCs, smartphones, audio-visual equipment, gaming devices, and other hand-held devices.

This product is a through-hole, SMT hybrid contact receptacle which allows for reworking of soldering area.

Note) USB Type-C™ is a trademark of USB Implementers Forum, Inc.

Applicable Markets

Smartphones, tablets, PCs, digital still cameras, headphones, and others

Features

- Compliant with Universal Serial Bus Type-C™ Specification Release 1.3.
- Compatible with 10Gbps x2 (20Gbps) Super Speed communication. (USB 3.2)
- Supports 5A max. power supply. (Compatible with USB Power Delivery)
- Reversible plug orientation makes possible to insert both ways up.
- Lock structure with superior durability.

Remarks: Large selection of connector variations are available in DX07 Series
Please refer to the chart below for brochures of other variations.

Brochure Number	Brochure Name
MB-0297-*	DX07 SMT Contact Horizontal Receptacle
MB-0333-*	DX07 Waterproof Receptacle
MB-0336-*	DX07 Vertical Receptacle
MB-0301-*	DX07 Plug Series
MB-0332-*	DX07 Vertical Plug
MB-0324-*	DX07 Harness

Note: The asterisk (*) stands for document revision number.

General Specifications

Number of Contacts	24 Position	Rated Current	V _{BUS} (Terminal No. A4, A9, B4, B9) DC 5A (Total)
Contact Resistance	40mΩ max. (initial)		GND(Terminal No. A1, A12, B1, B12) DC 6.25A(Total)
Withstanding Dielectric Withstanding Voltage	100Vrms / 1minute		V _{CONN} (Terminal No. B5) DC 1.25A
Insulation Resistance	100MΩ (initial)		Others DC 0.25A / pin
Durability	10,000 times	Rated Voltage	20Vrms
Operating Temperature Range	-30°C ~ +80°C		

Ordering Information

DX07 S 0 24 X J 1 R****

Series
DX07: USB Type C

S: On-board, B: Mid-mount

Modification Code #1

No. of Contacts: 24 pos.

Reeled pcs. / reel

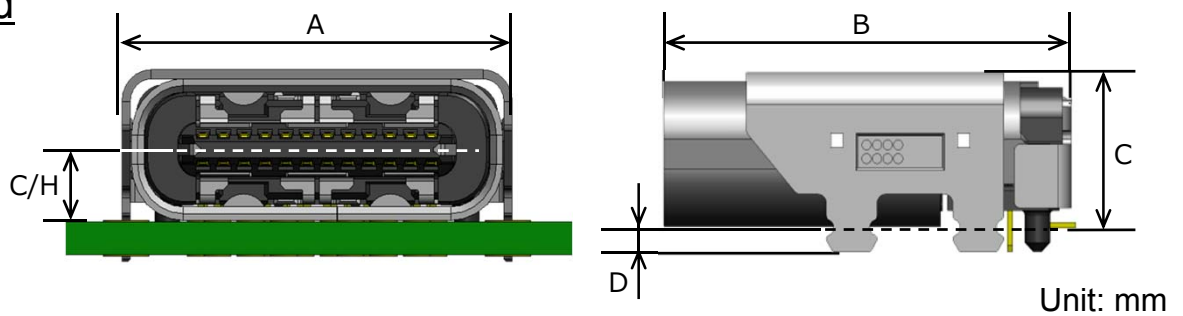
Modification Code #2





Plating Specification
J: Contact area:
Au flash over Palladium Ni over Ni plating

Board Connection Type
X: Hybrid Type

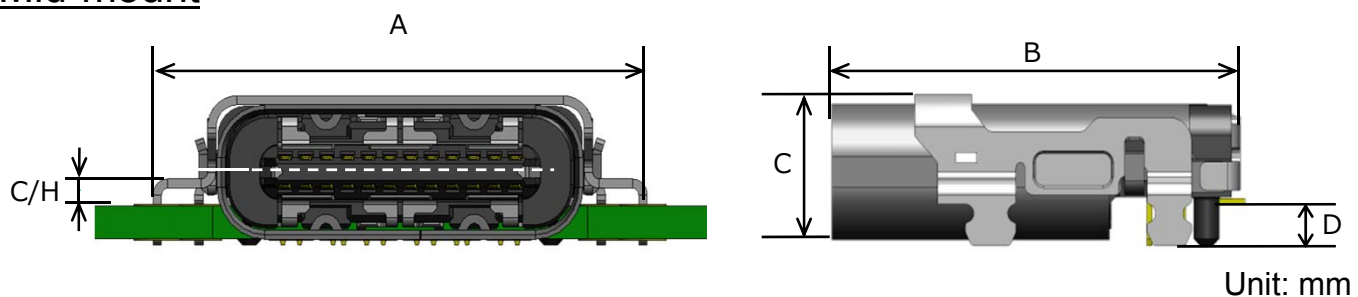
Outer Dimensions


On-board



Part Number		C/H	Dimension A	Dimension B	Dimension C	Dimension D	Mating Length	Shell Plating	Note
DX07S024XJ1		1.6	9.4	9.65	3.34	0.7	5.5	Black Nickel	--
DX07S024XJ1A						Bracket 0.9 Contact 0.7			
DX07SA24XJ2		2.0	10.5	9.36	3.77	0.9	5.1	Nickel	--
DX07S024XJ4		3.4	10.0	10.44	10.17	Bracket 1.9 Contact 1.8	4.7		Screw-hole M2

Mid-mount



Part Number		C/H	Dimension A	Dimension B	Dimension C	Dimension D	Mating Length	Shell Plating	Note
DX07B024XJ1		0.7	11.8	9.65	3.14	0.9	5.5	Black Nickel	--

Technical Documents

Part Number	Drawing Number	Specifications	Handling Instructions	Package Quantity
DX07B024XJ1 DX07B024XJ1R1300	SJ116121 SJ116122	JACS-30361	JAHL-30361	1,300 pieces/reel
DX07S024XJ1 DX07S024XJ1R1100	SJ116123 SJ116124			1,100 pieces/reel
DX07S024XJ1A DX07S024XJ1AR1000	SJ117695 SJ117696			1,000 pieces/reel
DX07SA24XJ2 DX07SA24XJ2R1000	SJ116666 SJ116667			
DX07S024XJ4 DX07S024XJ4R250	SJ119851 SJ119852			250 pieces/reel

Notice:

- The values specified in this brochure are only for reference. The products and their specifications are subject to change without notice. Contact our sales staff for further information before considering or ordering any of our products. For purchase, a product specification must be agreed upon.
- Users are requested to provide protection circuits and redundancy circuits to ensure safety of the equipment, and sufficiently review the suitability of JAE's products to the equipment.
- The products presented in this brochure are designed for the uses recommended below. We strongly suggest you contact our sales staff when considering use of any of the products in any other way than the recommended applications or for a specific use that requires an extremely high reliability.
 - Applications that require consultation:
 - Please contact us if you are considering use involving a quality assurance program that you specify or that is peculiar to the industry, such as:
Automotive electrical components, train control, telecommunications devices (mainline), traffic light control, electric power, combustion control, fire prevention or security systems, disaster prevention equipment, etc.
 - We may separately give you our support with a quality assurance program that you specify, when you think of a use such as :
Aviation or space equipment, submarine repeaters, nuclear power control systems, medical equipment for life support, etc.
 - Recommended applications include:
Computers, office appliances, telecommunications devices (terminals, mobile units), measuring equipment, audiovisual equipment, home electric appliances, factory automation equipment, etc.

Japan Aviation Electronics Industry, Limited

Product Marketing Division
 Aobadai Building, 3-1-19, Aobadai, Meguro-ku, Tokyo 153-8539
 Phone: +81-3-3780-2882 FAX: +81-3-3780-2946

* The specifications in this brochure are subject to change without notice. Please contact JAE for information.