

SLA3X2G4


Slotted Wall Duct - 3" X 2" Adhesive, PVC, Gray, 120' / carton

Article Number: 181-32012

Part Number: SLA3X2G4

Type: SLA3X2

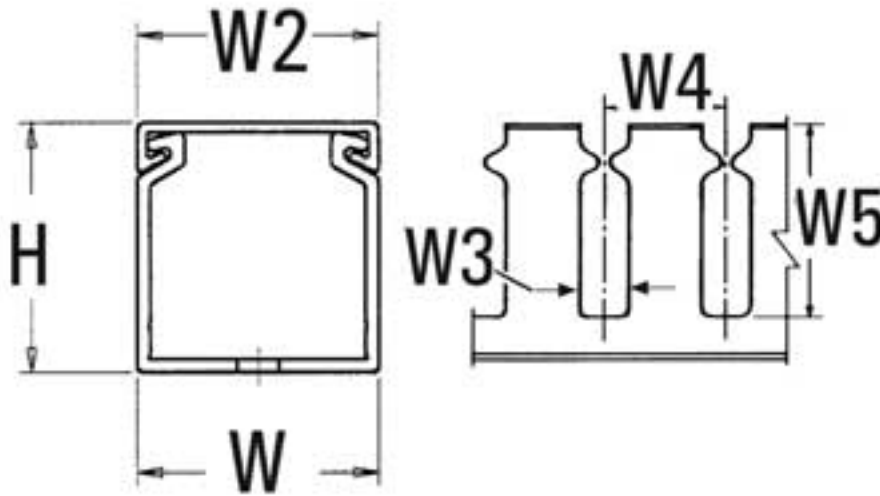
Material: PVC



1. Base Data

Part No.	SLA3X2G4
Type	SLA3X2
Color	Gray

2. Product Dimensions



Length (L)	6 ft / 1.83 m
Width (W)	3.03 " / 77.0 mm
Width (W3)	10.2 mm
Width (W4)	1.00 " / 25.40 mm
Width (W5)	1.62 " / 41.1 mm
Width (W6)	1.00 " / 25.40 mm
Height (H)	2.06 " / 52.5 mm
Mounting Hole Centers	4.00 " / 101.60 mm

4. Material and Specifications

Material	Polyvinylchloride (PVC)
Material Shortcut	PVC
Certification	UL
CSA Certified	Yes
Flammability	self-extinguishing
Operating Temperature	+122 °F (+50 °C)

Logistic and Packaging

Packaging Type	carton
Pkg. Qty.	120 ft / 36.6 m
Carton Qty.	120 ft
UPC	08930605035

Miscellaneous

UL Recognized (US and Canada)	Yes
Width (W3)	.40 "

Wiring Duct

Pro-Duct Wiring Duct

HellermannTyton's Pro-Duct wiring duct efficiently routes and protects wire and cable. Manufactured from high impact, rigid PVC, Pro-Duct includes solid, slotted and high density slotted styles. Available in over 28 sizes, Pro-Duct comes in standard colors of white, gray and black in 6 foot lengths. Blue wiring duct is also available in a variety of standard sizes. Other colors are available. Contact HellermannTyton for minimum volume requirements.

Pro-Duct Features

All styles of Pro-Duct wiring duct (solid, slotted and high density slotted) are designed with many installer preferred features:

- Smooth edges protect installer and wires from abrasion.
- Cover is flush with the side of the duct for increased wire capacity. It also allows for tight, side-by-side placement.
- No cover slippage. The covers are provided with a non-slip plastic lining. This ensures that the covers remain in place during vibration, yet they easily snap on and off, offering ready access to the wire run.
- Mounting holes are designed for installation versatility. Elongated mounting holes allow for changes in panel designs and installation flexibility.
- Mounting holes are standard. Contact HellermannTyton for duct without mounting holes.
- Enhanced wire capacity helps maximize space within panels.
- Interchangeable covers between solid, slotted, and high density slotted styles reduce inventory and increase versatility.
- Professional appearance increases panel's overall neatness.

Pro-Duct is U.L. Recognized, CSA Certified, and carries a U.L. flame rating of 94V0.



Solid Wall Duct

Solid wall duct is designed for straight wire runs where break-outs are not required.

- Smooth edges
- Non-slip cover
- Professional appearance



Slotted Wall Duct

Slotted wall duct features break-away fingers which provide additional access for wire leads.

Slotted wall duct is manufactured with two score lines.

The first score line is at the base of the finger, allowing the finger to be bent and broken away when a greater opening is required. The second score line is lower allowing a section of the sidewall to be easily removed by cutting the sidewall down to the lower score line. Use HellermannTyton's TDNT notching tool and snap out the desired section. Both score lines provide smooth edges to ensure worker safety.

Strong fingers prevent unwanted breaking.

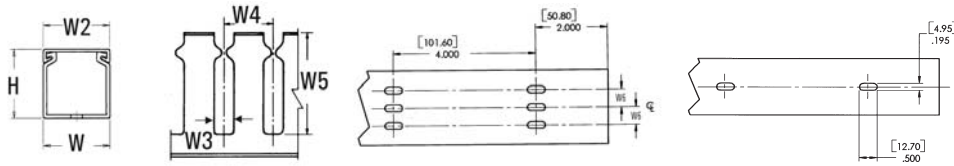
The fingers are easily deflected outward, allowing ready positioning of the wires within the slotted wall duct.

Restricted opening design in the finger of the duct helps keep wires in place.

Restriction also prevents unintended removal of wires and permits any individual wire to be traced without disconnection.



Slotted Wall Duct



File # E64139 File # 49249

Product Selection												
Article No.	Part No.	Type	Width (W)	Height (H)	Width (W2)	Width (W3)	Width (W4)	Width (W5)	Width (W6)	Description	Color	Pkg. Qty.
			in. (mm)	in. (mm)	in. (mm)	in. (mm)	in. (mm)	in. (mm)	in. (mm)			in. (mm)
2" x 3" (50.8 x 76.2) Nominal Duct Size												
181-23009	SL2X3W4	SL2X3	2.02" (51.31)	3.00" (76.20)	2.00" (50.80)	.40" (10.16)	1.00" (25.40)	2.60" (66.0)	Three rows of holes .50" (12.7)	Non-Adhesive	White	120 ft
181-23012	SLA2X3W4	SLA2X3								Adhesive	White	120 ft
181-23007	SL2X3G4	SL2X3								Non-Adhesive	Gray	120 ft
181-00582	SLA2X3G4	SAL2X3								Adhesive	Gray	120 ft
181-23003	SL2X3BK4	SL2X3								Non-Adhesive	Black	120 ft
181-00581	SLA2X3BK4	SAL2X3								Adhesive	Black	120 ft
2" x 4" (50.8 x 101.6) Nominal Duct Size												
181-24011	SL2X4W4	SL2X4	2.00" (50.80)	4.06" (103.1)	2.00" (50.80)	.40" (10.16)	1.00" (25.40)	3.60" (91.4)	Three rows of holes .50" (12.7)	Non-Adhesive	White	120 ft
181-24014	SLA2X4W4	SLA2X4								Adhesive	White	120 ft
181-24008	SL2X4G4	SL2X4								Non-Adhesive	Gray	120 ft
181-24013	SLA2X4G4	SLA2X4								Adhesive	Gray	120 ft
181-24003	SL2X4BK4	SL2X4								Non-Adhesive	Black	120 ft
181-00583	SLA2X4BK4	SLA2X4								Adhesive	Black	120 ft
3" x 1" (50.8 x 101.6) Nominal Duct Size												
181-31007	SL3X1W4	SL3X1	3.04" (77.22)	1.00" (25.4)	3.00" (76.20)	.40" (10.16)	1.00" (25.40)	.75" (19.1)	Three rows of holes 1.00" (25.4)	Non-Adhesive	White	120 ft
181-00586	SLA3X1W4	SLA3X1								Adhesive	White	120 ft
181-00558	SL3X1G4	SL3X1								Non-Adhesive	Gray	120 ft
181-00585	SLA3X1G4	SLA3X1								Adhesive	Gray	120 ft
181-00557	SL3X1BK4	SL3X1								Non-Adhesive	Black	120 ft
181-00584	SLA3X1BK4	SLA3X1								Adhesive	Black	120 ft
3" x 2" (76.2 x 50.8) Nominal Duct Size												
181-32009	SL3X2W4	SL3X2	3.03" (76.96)	2.00" (50.80)	3.00" (76.20)	.40" (10.16)	1.00" (25.40)	1.62" (41.1)	Three rows of holes 1.00" (25.4)	Non-Adhesive	White	120 ft
181-32015	SLA3X2W4	SLA3X2								Adhesive	White	120 ft
181-32006	SL3X2G4	SL3X2								Non-Adhesive	Gray	120 ft
181-32012	SLA3X2G4	SLA3X2								Adhesive	Gray	120 ft
181-32004	SL3X2BK4	SL3X2								Non-Adhesive	Black	120 ft
181-00587	SLA3X2BK4	SLA3X2								Adhesive	Black	120 ft
3" x 3" (76.2 x 76.2) Nominal Duct Size												
181-33018	SL3X3W4	SL3X3	3.02" (76.71)	3.00" (76.20)	3.00" (76.20)	.40" (10.16)	1.00" (25.40)	2.60" (66.0)	Three rows of holes 1.00" (25.4)	Non-Adhesive	White	120 ft
181-33023	SLA3X3W4	SLA3X3								Adhesive	White	120 ft
181-33016	SL3X3G4	SL3X3								Non-Adhesive	Gray	120 ft
181-33021	SLA3X3G4	SLA3X3								Adhesive	Gray	120 ft
181-33009	SL3X3BK4	SL3X3								Non-Adhesive	Black	120 ft
181-00159	SLA3X3BK4	SLA3X3								Adhesive	Black	120 ft
3" x 4" (76.2 x 101.6) Nominal Duct Size												
181-34007	SL3X4W4	SL3X4	3.00" (76.20)	4.00" (101.60)	3.00" (76.20)	.40" (10.16)	1.00" (25.40)	3.60" (91.4)	Three rows of holes 1.00" (25.4)	Non-Adhesive	White	120 ft
181-00590	SLA3X4W4	SLA3X4								Adhesive	White	120 ft
181-34004	SL3X4G4	SL3X4								Non-Adhesive	Gray	120 ft
181-00589	SLA3X4G4	SLA3X4								Adhesive	Gray	120 ft
181-34002	SL3X4BK4	SL3X4								Non-Adhesive	Black	120 ft
181-00588	SLA3X4BK4	SLA3X4								Adhesive	Black	120 ft

Dimensions are approximate and subject to technical changes. Use **Part No.** for ordering and **Type** for specification purposes. Slotted wall duct in larger sizes continued on the next page. Covers are listed on page 117.