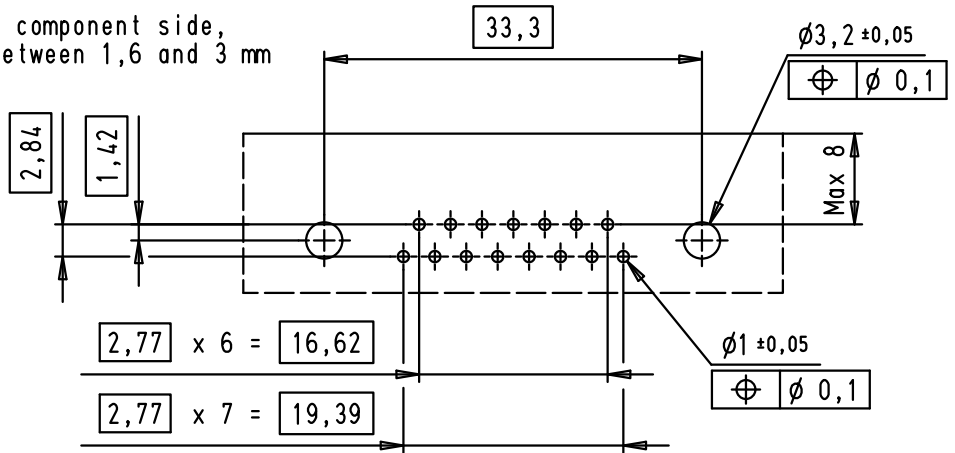


SPECIFICATIONS

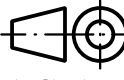

FREQUENCY (MHz)	ATTENUATION (dB)
5	1
10	2
50	4
100	4,5
500	4,5
1000	4,5

Operating voltage < 250 V AC
 Working current < 7,5 A
 Insulation resistance > 16Ω
 Contact resistance < 15 mΩ
 Dielectric withstanding voltage 500 V AC / minute

PCB layout, component side,
 thickness between 1,6 and 3 mm



09 64 223 7802	Au Flash
Part number	Performance level

			Dat.	Name	 All Dim. in mm Orig. Size DIN A 4
		Detail.	02/07/09	PK	
		Insp.			
		Stand.			
EC00362	02/07/09	PK	HARTING EURL F-95972 Paris		
Mod.	Dat.	Name			

D-Sub, male, angled, US footprint, 15 poles, tin plated shell with dimples, solder pins, ferrite filter		Maßstab/ Scale
TB 09 64 223 7802		1,5:1
Sub.		Blatt/ Page
		1 / 1