

Number of contacts

64+



Han  
D/DD

Inserts

Identification	Series	Part No.		Drawing	Dimensions in mm
		Male insert (M)	Female insert (F)		

Crimp contacts

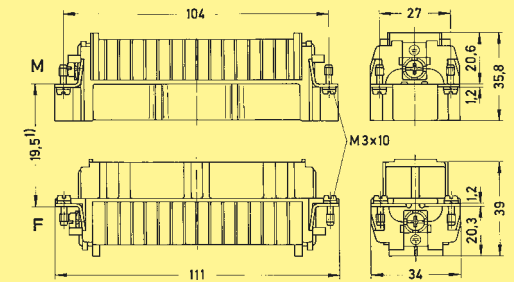
Order crimp contacts separately



Han D®

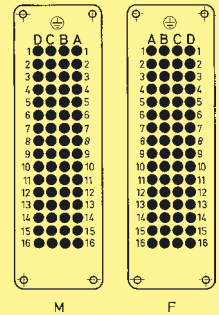
09 21 064 3001

09 21 064 3101




1) Distance for contact max. 21 mm

Contact arrangement  
View from termination side




Panel cut out  
for inserts  
for use without  
hoods/housings



Wrap terminal

1 x 1 mm



Han D®

09 21 064 2601

09 21 064 2701

Identification	Wire gauge (mm <sup>2</sup> )	Part No.		Drawing	Dimensions in mm
		Male contacts	Female contacts		

Crimp contacts

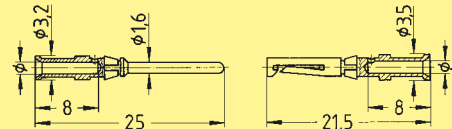
silver plated



0.14-0.37  
0.5  
0.75  
1.0  
1.5  
2.5

**09 15 000 6104**  
**09 15 000 6103**  
**09 15 000 6105**  
**09 15 000 6102**  
**09 15 000 6101**  
**09 15 000 6106**

**09 15 000 6204**  
**09 15 000 6203**  
**09 15 000 6205**  
**09 15 000 6202**  
**09 15 000 6201**  
**09 15 000 6206**



gold plated



0.14-0.37  
0.5  
0.75  
1.0  
1.5  
2.5

**09 15 000 6124**  
**09 15 000 6123**  
**09 15 000 6125**  
**09 15 000 6122**  
**09 15 000 6121**  
**09 15 000 6126**

**09 15 000 6224**  
**09 15 000 6223**  
**09 15 000 6225**  
**09 15 000 6222**  
**09 15 000 6221**  
**09 15 000 6226**

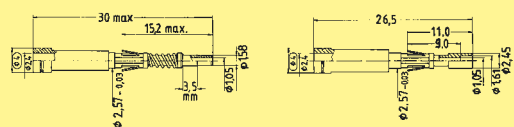
Wire gauge	ø	Stripping length
0.14-0.37 mm <sup>2</sup>	AWG 26-22	0.90 mm
0.5 mm <sup>2</sup>	AWG 20	1.10 mm
0.75 mm <sup>2</sup>	AWG 18	1.30 mm
1 mm <sup>2</sup>	AWG 18	1.45 mm
1.5 mm <sup>2</sup>	AWG 16	1.75 mm
2.5 mm <sup>2</sup>	AWG 14	2.25 mm

FOC contacts

for 1 mm  
plastic fibre

20 10 001 3212

20 10 001 3222



Stock items in bold type