



Quality Products. Service Excellence.

4000-7000 BTU/H Indoor Air Conditioner *DTS Series*

Type 12, Side Mounting



Description

- Designed for side mounting on any enclosure surface where high capacity system cooling is required.
- Closed loop cooling ensures clean enclosure air is recirculated without ever mixing with contaminated ambient air.
- Optimum air circulation with maximum clearance distance between warm inlet and cold outlet for reduced hot spot locations.

Standards

- Maintains enclosure's NEMA 12 rating
- IP 54
- UL, cUL and CE

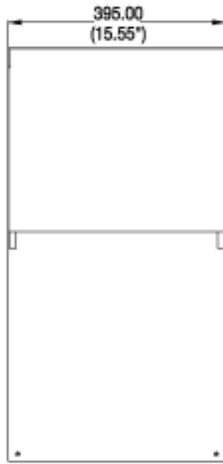
Features

- R134a refrigerant.
- Thermostat control accessible from inside enclosure.
- Hot gas bypass valve prevents evaporator freeze up while minimizing heavy inrush currents on large BTU/H units.
- Built in condensate evaporator.
- Continuous air circulation from high capacity fans.
- EMI/RFI suppression meets CE.
- Self-diagnostics on startup.
- Fault indication via LED light.
- Provision for door contact allowing power down when enclosure door is opened.
- Gasket, mounting kit and template for enclosure cutout and drilling are included.
- Condensate drain hose and clamp provided.

Accessories

- Remote Door Switches
- Water Condensate Evaporator
- Gasket Kits
- Condensate Bottle

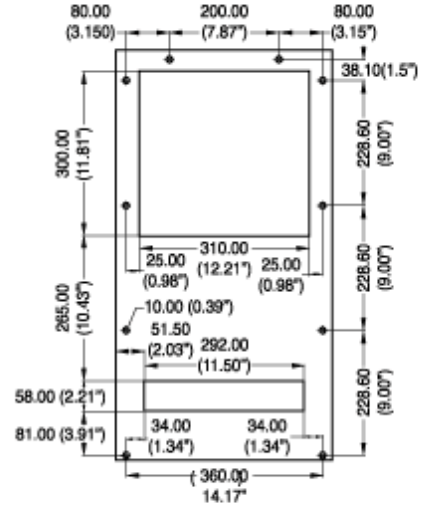
DTS 3141



Front View



Side View



Drilling Template

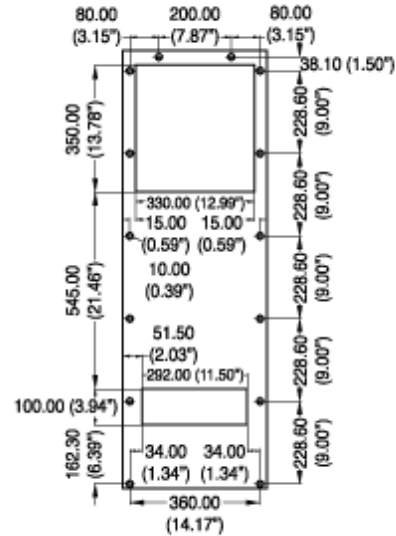
DTS 3241



Front View



Side View



Drilling Template

Part No.
DTS3141A115LG
DTS3141A230LG
DTS3141A460LG
DTS3241A115LG
DTS3241A230LG
DTS3241A460LG

* For ANSI 61 Gray replace LG with GY

Electrical Data	DTS3141A115LG	DTS3141A230LG	DTS3141A460LG	DTS3241A115LG	DTS3241A230LG	DTS3241A460LG
Rated Voltage	115 V 60Hz	230 V 50/60 Hz	460 V 50/60 Hz	115 V 60 Hz/	230 V 50/60 Hz	460 V 50/60 Hz
Range of Operation	103-127 V	198-252 V	380-506 V	103-127 V	198-252 V	380-506 V
Power Consumption	845 W	795 W	1200 W	1680 W	1425 W	1400 W
Running Amps	7 A	4 A	2 A	15.9 A	6.2A	2 A
Starting Current	15 A	10 A	15 A	53 A	21.8 A	16 A
Line Cord	Terminal Block	Terminal Block	Terminal Block	Terminal Block	Terminal Block	Terminal Block

Refrigeration Data	DTS3141A115LG	DTS3241A115LG
	DTS3141A230LG	DTS3241A230LG
	DTS3141A460LG	DTS3241A460LG
Cooling Capacity BTU/h (Watts) +95/+95F +35/+35 C	4100 BTU/h (1200 Watts)	6825 BTU/h (2000 Watts)
Type of Refrigerant	R134a	R134a
Refrigerant Charge	400 g	700 g
Adjustable Control Range	+77F..+113F +25C..+45C Factory setting +95F/+35C	+77F..+113F +25C..+45C Factory setting +95F/+35C
Max. Ambient Air Temp.	+131°F (+55°C)	+131°F (+55°C)
Min. Ambient Air Temp.	+59°F (+15°C)	+59°F (+15°C)
Air Capacity (unrestricted)	Internal Circulation 177 CFM	Internal Circulation 450 CFM
	External Circulation 100 CFM	External Circulation 450 CFM
Condensation Discharge	Condensate Evaporator	Condensate Evaporator
Filter Mat	150 g/m ²	150 g/m ²
Db Noise Level	<70 dB(A)	<73 dB(A)
Unit Weight	84 lbs (36 kg)	123 lbs (46 kg)
Exterior Case	Galvanized Steel Powdercoat finish	Galvanized Steel Powdercoat finish
Finish LG	RAL7035 Light Gray	RAL7035 Light Gray
Finish GY	ANSI 61 Gray	ANSI 61 Gray
NEMA Rating	Enclosures IP 54 / Nema 12	Enclosures IP 54 / Nema 12

Data subject to change without notice

© 2020. Hammond Manufacturing Ltd. All rights reserved.