

MBRH10200CT/MBRFH10200CT

Schottky Barrier Rectifier
 Reverse Voltage 200 V Forward Current 10 A

Features

- Plastic package has underwriters Laboratory Flammability Classification 94V-0
- Dual rectifier construction, positive center tap
- Low forward voltage, high efficiency
- Guarding for over voltage protection



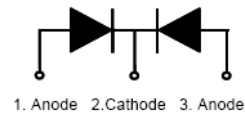
MBRH10200CT
 Package: TO-220-AB



MBRFH10200CT
 Package: ITO-220-AB

Mechanical Data

- Case: epoxy, molded
- Weight: 1.9grams (approximately)
- Lead temperature for soldering purpose: 260°C max. for 10 sec
- 50 units per plastic tube



Schematic Diagram

Maximum Ratings & Electrical Characteristics

($T_A=25^\circ\text{C}$ unless otherwise noted)

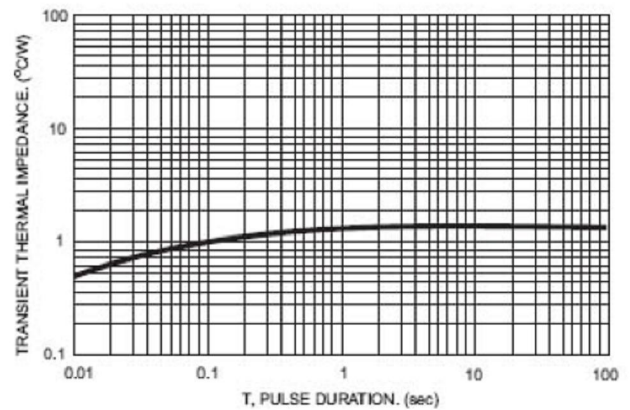
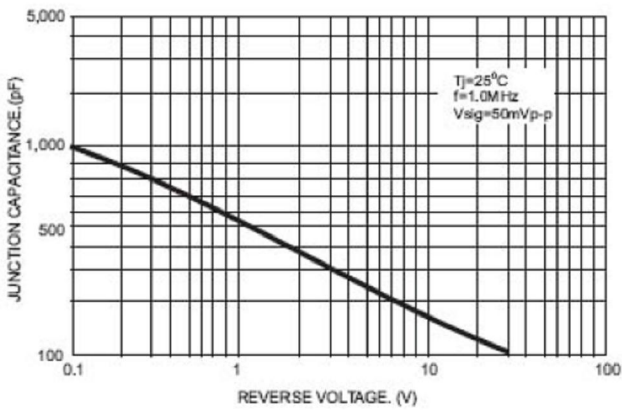
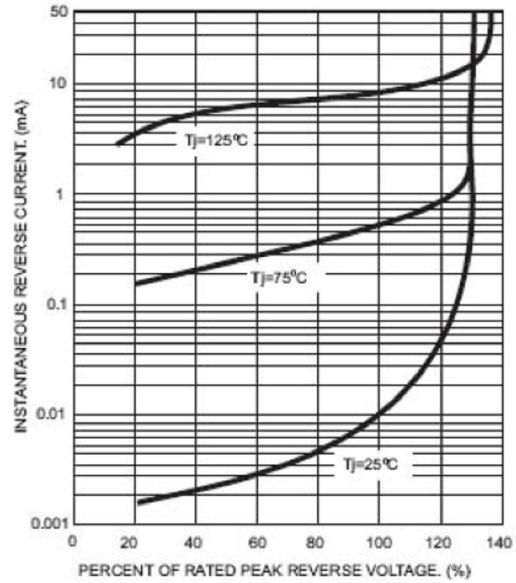
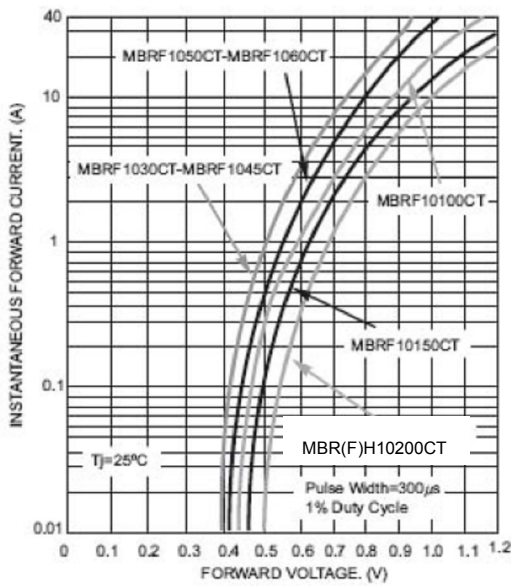
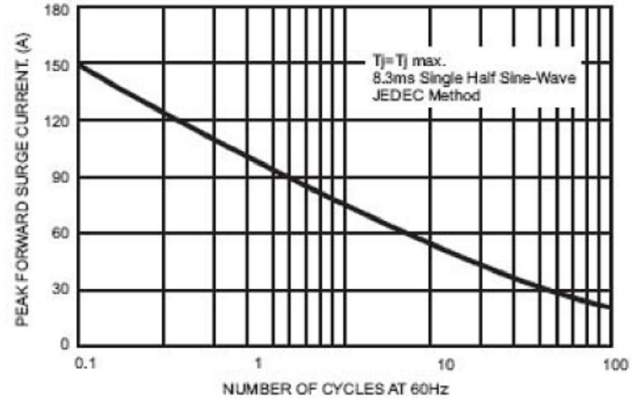
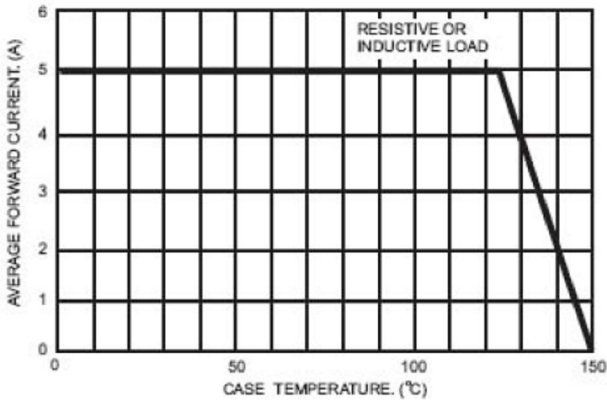
Parameter	Test Conditions		Symbol	Value	Unit	
Maximum Repetitive Peak Reverse Voltage			V_{RRM}	200	V	
Working Peak Reverse Voltage			V_{RWM}	200	V	
Maximum DC Blocking Voltage			V_{DC}	200	V	
Maximum Average Forward Rectified Current @ $T_c=105^\circ\text{C}$	Total Device		$I_{F(AV)}$	10	A	
	Per Diode			5		
Peak Forward Surge Current 8.3ms Single Half Sine-wave Superimposed on Rated Load per Diode			I_{FSM}	150	A	
Peak repetitive Reverse Current Per Leg at $t_p=2.0\mu\text{s}$, 1KHz			I_{RRM}	1.0	A	
Voltage Rate of Change (rated V_R)			DV/dt	10000	V/ μs	
Operating Junction Temperature Range			T_J	- 55 to+150	$^\circ\text{C}$	
Storage Temperature Range			T_{STG}	- 55 to+150	$^\circ\text{C}$	
Isolation Voltage (ITO-220-AB only) from Terminal to Heatsink $t = 1 \text{ sec}$			V_{AC}	1500	V	
Maximum Instantaneous Forward Voltage per Leg	$I_F=5\text{A}$ $I_F=5\text{A}$	$T_c=25^\circ\text{C}$ $T_c=125^\circ\text{C}$	V_F	0.82 0.72	V	
Maximum Reverse Current per Leg at Working Peak Reverse Voltage		$T_J=25^\circ\text{C}$ $T_J=100^\circ\text{C}$		I_R		200 15
Thermal Characteristics ($T_A=25^\circ\text{C}$ unless otherwise noted)						
Symbol	Parameter		Typ.(TO-220-AB)		Typ.(ITO-220-AB)	Unit
$R_{\theta JC}$	Thermal Resistance, Junction to Case per Leg		2.0		4.0	$^\circ\text{C}/\text{W}$
$R_{\theta JA}$	Thermal Resistance, Junction to Ambient per Leg		62.5		62.5	$^\circ\text{C}/\text{W}$

Note: Pulse test:300us pulse width, duty cycle=2%

MBRH10200CT/MBRFH10200CT

Schottky Barrier Rectifier
 Reverse Voltage 200 V Forward Current 10 A

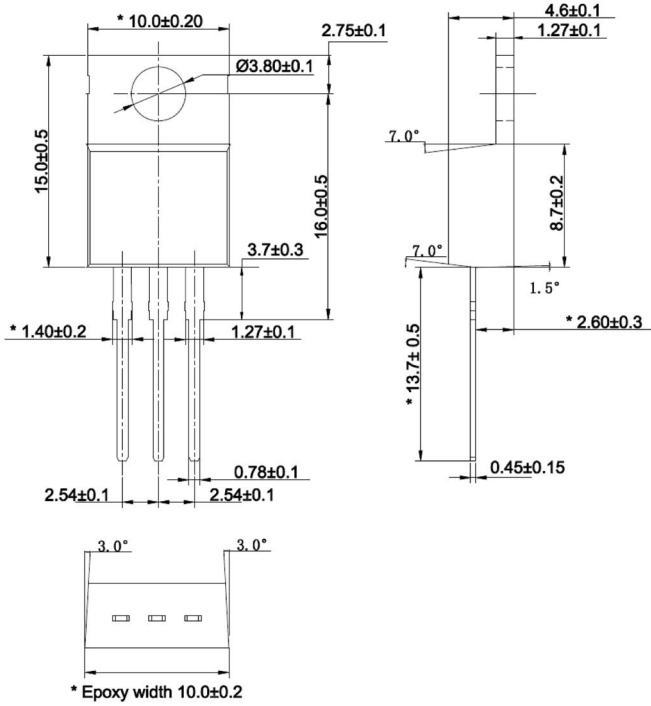
Ratings and Characteristics Curves ($T_A = 25^\circ\text{C}$ unless otherwise noted)



Package Outline Dimensions

in millimeters

TO-220-AB



ITO-220-AB

