


## Features

- Ideal for automated placement
- Low forward voltage drop
- Low leakage current
- Moisture sensitivity: level 1, per J-STD-020
- AEC-Q101 qualified
- Low profile



Package: eSGB (SMAF)

## Applications

For use in general purpose rectifications in lighting, cellular phones, portable devices, power supplies and other consumer applications.



## Maximum Ratings (T<sub>A</sub> = 25°C unless otherwise noted)

Parameter	Symbol	L2H5	L2H6	L2H7	Unit
Maximum Repetitive Peak Reverse Voltage	V <sub>RRM</sub>	600	800	1000	V
Maximum RMS Voltage	V <sub>RMS</sub>	420	560	700	V
Maximum DC Blocking Voltage	V <sub>DC</sub>	600	800	1000	V
Maximum Average Forward Rectified Current	I <sub>F(AV)</sub>	2.0			A
Peak Forward Surge Current (8.3 ms single half sine-wave superimposed on rated load)	I <sub>FSM</sub>	50			A
Operating Junction and Storage Temperature Range	T <sub>J</sub> , T <sub>STG</sub>	- 55 to + 150			°C

## Electrical Characteristics (T<sub>A</sub> = 25°C unless otherwise noted)

Parameter	Test Conditions	Symbol	L2H5	L2H6	L2H7	Unit
Maximum Instantaneous Forward Voltage	2 A	V <sub>F</sub>	1.7			V
Maximum DC Reverse Current at rated DC Blocking Voltage	T <sub>A</sub> =25°C	I <sub>R</sub>	5			μA
	T <sub>A</sub> =125°C		50			
Maximum Reverse Recovery Time	I <sub>F</sub> =0.5A, I <sub>R</sub> =1.0A, I <sub>rr</sub> =0.25A	t <sub>rr</sub>	75			ns
Typical Junction Capacitance	4.0 V, 1 MHz	C <sub>J</sub>	15			pF

**Ratings and Characteristics Curves** ( $T_A = 25^\circ\text{C}$  unless otherwise noted)

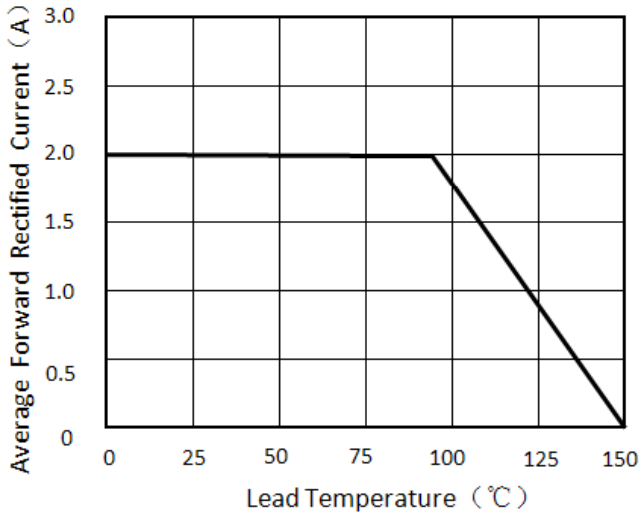


Figure 1. Forward Current Derating Curve

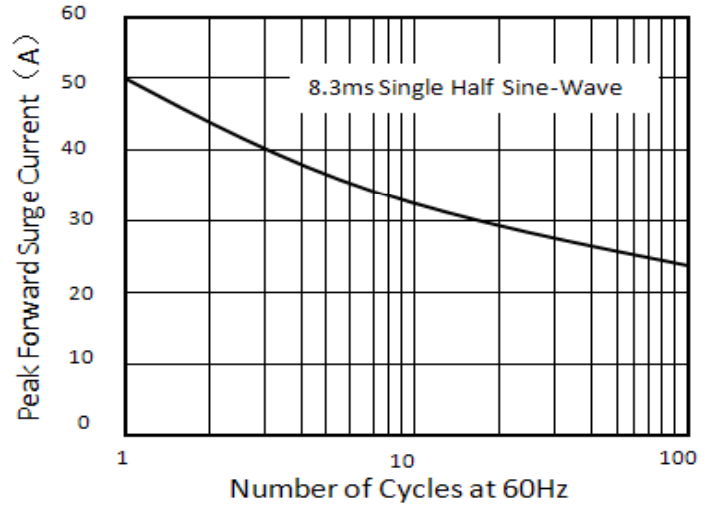


Figure 2. Maximum Non-Repetitive Peak Forward Surge Current

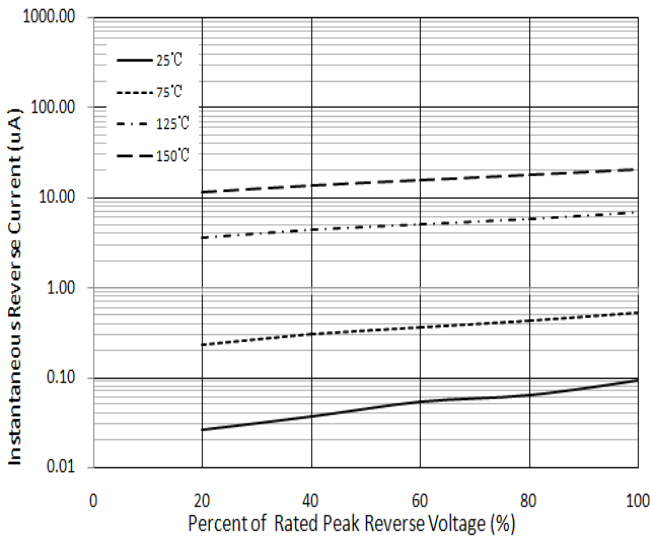


Figure 3. Typical Reverse Characteristics

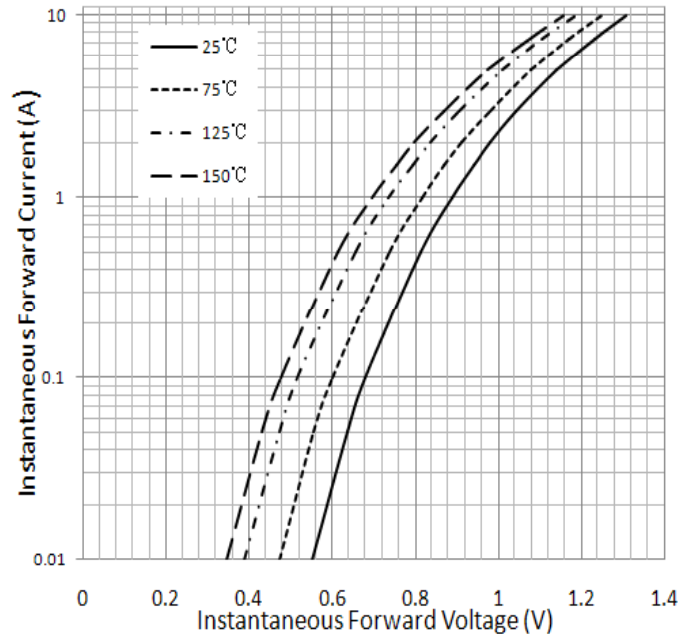


Figure 4. Typical Instantaneous Forward Characteristics

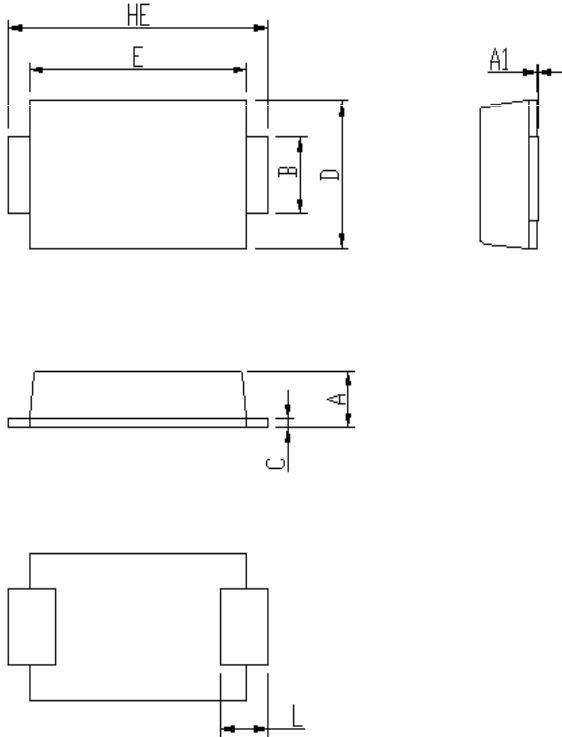
# L2H5 thru L2H7

Ultrafast Recovery Rectifiers

Reverse Voltage 600V-1000V Forward Current 2.0 A

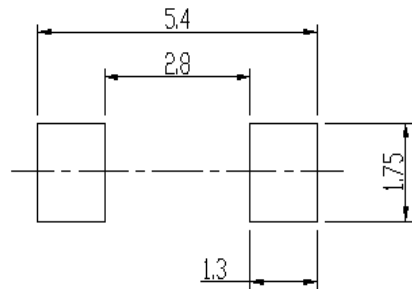
## Package Outline Dimensions

eSGB (SMAF)



DIM	Unit: mm		Unit: inch	
	MIN	MAX	MIN	MAX
A	0.92	1.08	0.036	0.043
A1	0	0.1	0.000	0.004
B	1.25	1.45	0.049	0.057
C	0.1	0.25	0.004	0.010
D	2.6	2.8	0.102	0.110
E	4.1	4.3	0.161	0.169
L	0.7	1.1	0.028	0.043
HE	4.8	5.2	0.189	0.205

Soldering footprint



## Packing Information

3000 pcs/Reel , 12mm Tape, 13" Reel

## Tape & Reel Specification

