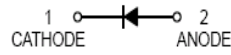


Features

- High reliability
- Low voltage, Low inductance
- Low V_F



Schematic Diagram

Package: SOD-323

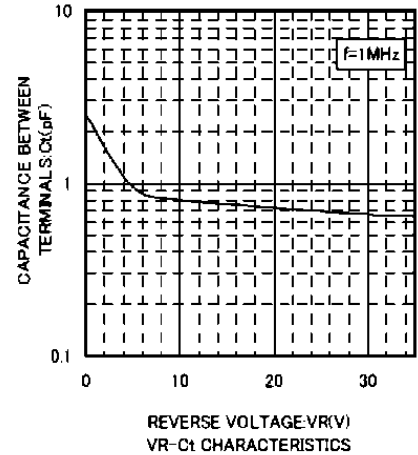
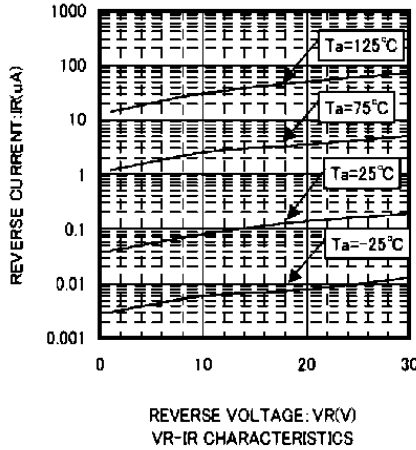
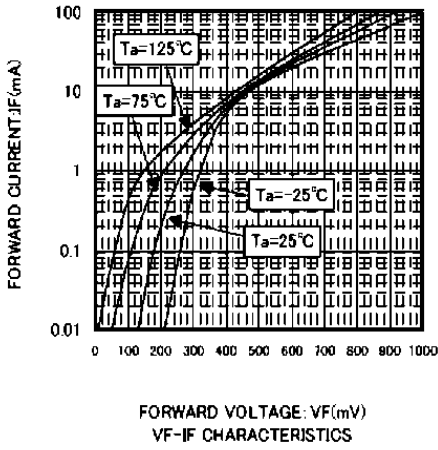
Absolute Maximum Ratings ($T_A=25^{\circ}\text{C}$ unless otherwise specified)

Parameter	Symbol	Value	Unit
Peak Reverse Voltage	V_{RM}	40	V
DC Reverse Voltage	V_R	30	V
Mean Rectifying Current	I_O	30	mA
Peak Forward Surge Current	I_{FSM}	200	mA
Junction Temperature	T_j	125	$^{\circ}\text{C}$
Storage Temperature	T_{STG}	-40 to +125	$^{\circ}\text{C}$

Electrical Characteristics ($T_A=25^{\circ}\text{C}$ unless otherwise specified)

Parameter	Symbol	Min.	Typ.	Max.	Unit	Conditions
Forward Voltage	V_F	-	-	0.37	V	$I_F=1\text{mA}$
Reverse Current	I_R	-	-	0.5	μA	$V_R=30\text{V}$
Capacitance Between Terminals	C_T	-	2	-	pF	$V_R=1\text{V}$, $f=1\text{MHz}$

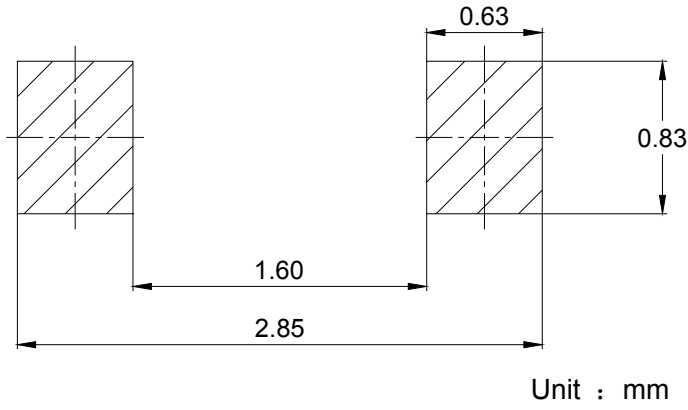
Typical Characteristic Curves



Package Outline Dimensions (in mm) SOD-323

SOD-323		
Dim	Min	Max
A	1.60	1.80
B	1.20	1.40
C	0.9 Typical	
D	0.30 Typical	
E	0.22	0.42
H	0.02	0.1
J	0.1 Typical	
K	2.55	2.75
All Dimensions in mm		

Soldering Footprint



Ordering Information

Device	Package	Marking	Quantity	HSF Status
GSRB751V-40	SOD-323	5	3000pcs / Reel	RoHS Compliant