



# MS27510 and MS27511 Protective Plug and Receptacle Covers

**CONNECTOR INTERFACE**  
MIL-DTL-38999, Series I

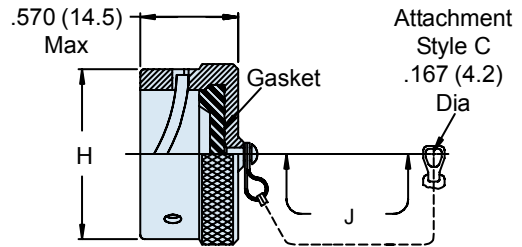
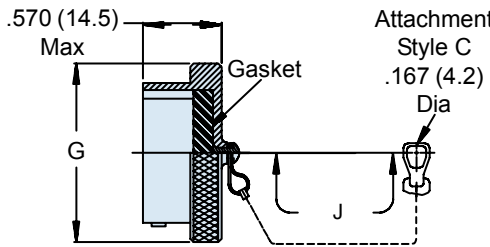
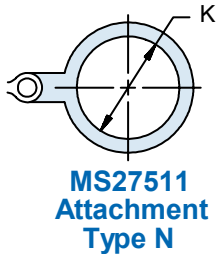
**Basic Part Number**  
MS27510 = Plug Cover  
MS27511 = Receptacle Cover

**Attachment Option**  
A = No Attachment  
C = Chain  
N = Chain with Ring (MS27511 Only)  
R = Rope (MS27510 Only)

**MS27511 B 19 C L**

**Finish**  
A = Gold Iridite over Cadmium over Nickel  
B = 500 Hour Cadmium Olive Drab  
C = Anodize  
F = Electroless Nickel

**Length (Inches)**  
L = 5.0 (127.0)  
M = 6.0 (152.4) MS27510 Only  
N = 7.0 (177.8) MS27510 Only  
(Omit for Standard)



**TABLE I: Shell Size, Attachment and Dimensions**

Shell Size	G Dia Max	H Dia Max	J Attachment Length (Inches)	K Dia Min
8	.720 (18.3)	.630 (16.0)	3.000 (76.2)	.890 (22.6)
10	.850 (21.6)	.761 (19.3)	3.000 (76.2)	1.010 (25.7)
12	1.000 (25.4)	.936 (23.8)	3.000 (76.2)	1.140 (29.0)
14	1.130 (28.7)	1.074 (27.3)	3.500 (88.9)	1.260 (32.0)
16	1.250 (31.8)	1.172 (29.8)	3.500 (88.9)	1.390 (35.3)
18	1.380 (35.1)	1.304 (33.1)	3.500 (88.9)	1.510 (38.4)
20	1.500 (38.1)	1.435 (36.4)	4.000 (101.6)	1.640 (41.7)
22	1.630 (41.4)	1.560 (39.6)	4.000 (101.6)	1.760 (44.7)
24	1.750 (44.5)	1.688 (42.9)	4.000 (101.6)	1.890 (48.0)

- APPLICATION NOTES**
1. Assembly identified with manufacturer's name and part number, space permitting.
  2. For complete dimensions, see the applicable Military Specification.
  3. Metric dimensions (mm) are in parentheses.