

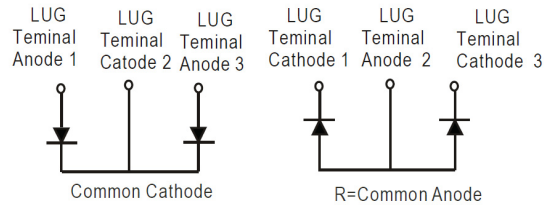
Low V_F Silicon Power Schottky Diode

$V_{RRM} = 45\text{ V}$
 $I_{F(AV)} = 400\text{ A}$

Features

- High Surge Capability
- Type 45 V V_{RRM}
- Isolation Type Package
- Electrically Isolated Base Plate
- Not ESD Sensitive

Three Tower Package



Maximum ratings, at $T_j = 25\text{ }^\circ\text{C}$, unless otherwise specified ("R" devices have leads reversed)

Parameter	Symbol	Conditions	MBRT40045(R)L	Unit
Maximum recurrent peak reverse voltage	V_{RRM}		45	V
Maximum RMS voltage	V_{RMS}		32	V
Maximum DC blocking voltage	V_{DC}		45	V
Operating temperature	T_j		-55 to 150	$^\circ\text{C}$
Storage temperature	T_{stg}		-55 to 150	$^\circ\text{C}$

Electrical characteristics, at $T_j = 25\text{ }^\circ\text{C}$, unless otherwise specified

Parameter	Symbol	Conditions	MBRT40045(R)L	Unit
Average forward current (per pkg)	$I_{F(AV)}$	$T_C = 100\text{ }^\circ\text{C}$	400	A
Peak forward surge current (per leg)	I_{FSM}	$t_p = 8.3\text{ ms, half sine}$	3000	A
Maximum instantaneous forward voltage (per leg)	V_F	$I_{FM} = 200\text{ A, } T_j = 25\text{ }^\circ\text{C}$	0.60	V
Maximum instantaneous reverse current at rated DC blocking voltage (per leg)	I_R	$T_j = 25\text{ }^\circ\text{C}$	5	mA
		$T_j = 100\text{ }^\circ\text{C}$	350	

Thermal characteristics

Maximum thermal resistance, junction - case (per leg)	$R_{\theta JC}$		0.35	$^\circ\text{C/W}$
---	-----------------	--	------	--------------------

Figure .1-Typical Forward Characteristics

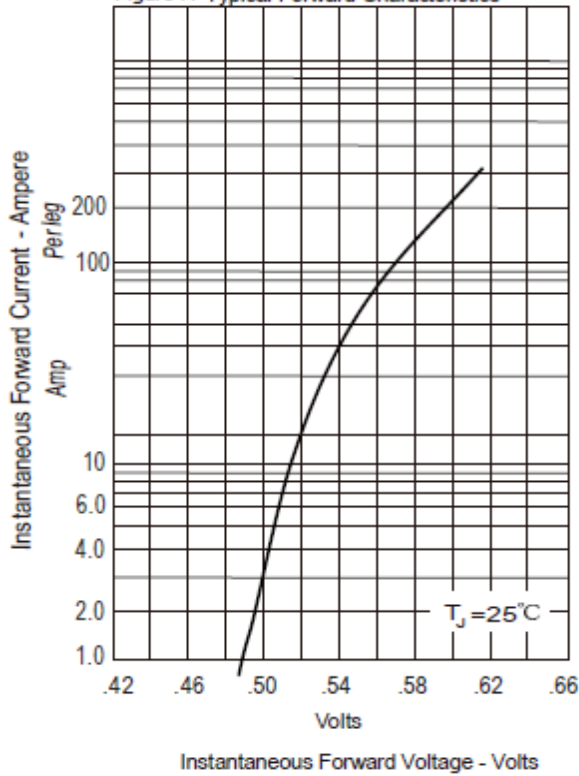


Figure .2-Forward Derating Curve

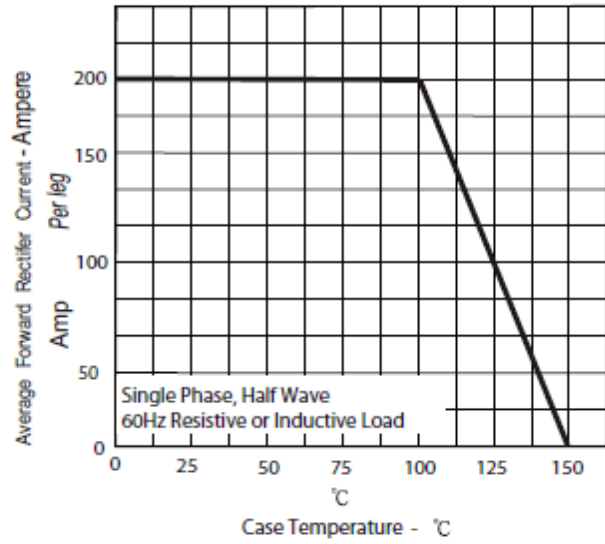


Figure .4-Typical Reverse Characteristics

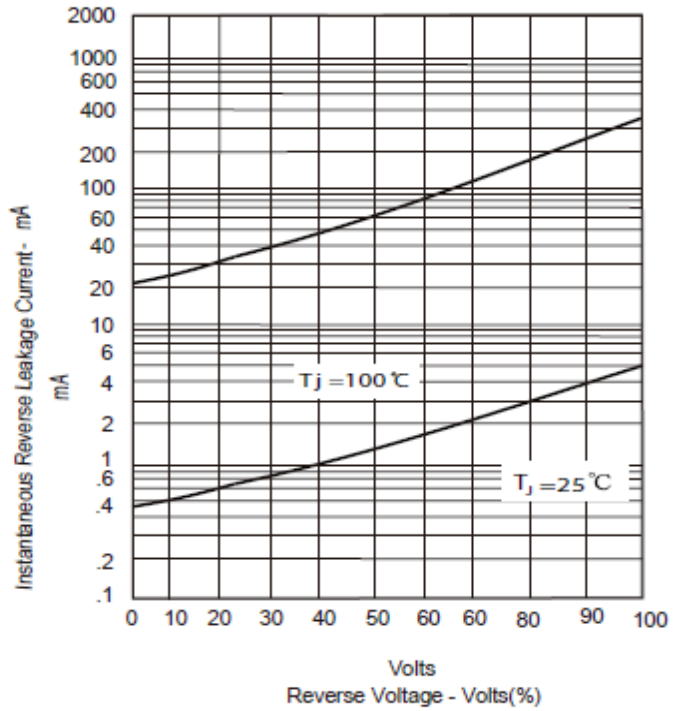
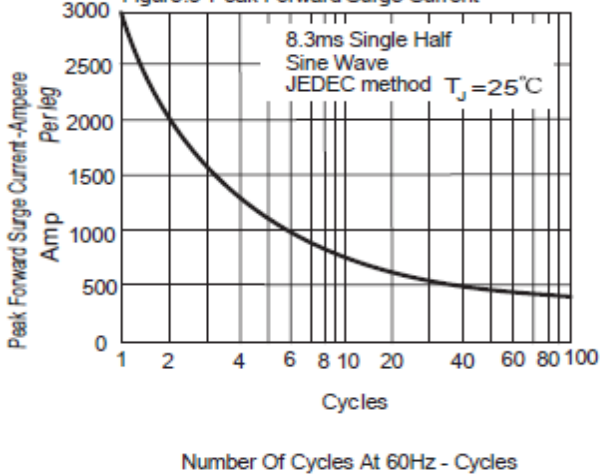
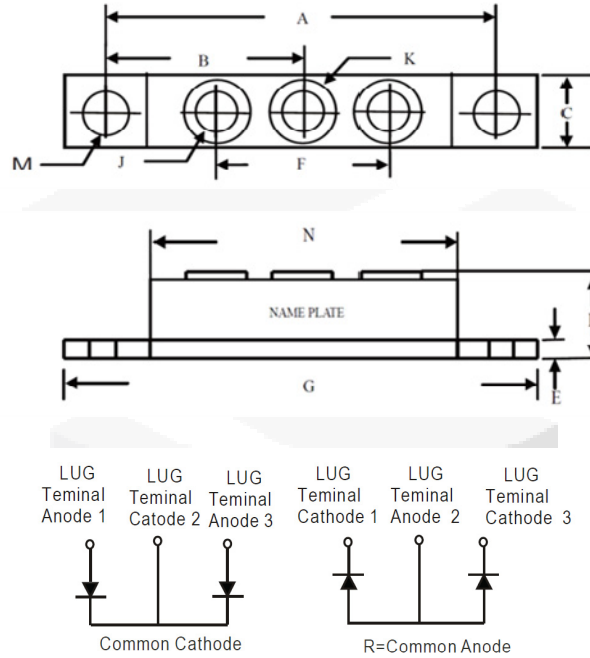


Figure.3-Peak Forward Surge Current



Package dimensions and terminal configuration

Product is marked with part number and terminal configuration.



DIM	Inches		Millimeters	
	Min	Max	Min	Max
A	3.150	NOM	80.01	NOM
B	1.565	1.585	39.75	40.26
C	.700	.800	17.78	20.32
E	.119	.132	3.02	3.35
F	1.327	REF	33.72	REF
G	3.55	3.65	90.17	92.71
H	----	.73	----	18.30
J	1/4-20 UNC FULL			
K	.472	.511	12	13
M	.275	.295	6.99	7.49
N	2.38	2.46	60.5	62.5