



TORQUE TOOLS

DREMOMETER AM-F, A+S
›268



**ACCESSORIES
DREMOMETER**
›281



DREMOMETER MINI / T-FS
›282



DREMOMETER Z / SE, A+S
›283



DREMASTER® K / UK / Z / SE
›288



TORCOFIX K / Z / SE / FS
›294



TORQUE SCREWDRIVERS
›299



**OTHER MECHANICAL
TORQUE WRENCHES**
›304



**ELECTRONIC TORQUE
WRENCHES
TORCOTRONIC**
›312



**TORQUE CALIBRATION
ANALYSER DREMOTEST E**
›314



**ELECTRONIC TORSION
TEST DEVICE E-TP**
›315



**ACCESSORIES
END FITTINGS**
›317



**TORQUE MULTIPLIERS
DREMOPLUS ALU**
›329



**DETAILED INFORMATION ON
CALIBRATION AND REPAIR**
›636



TORQUE COMPETENCE FROM 0.02 TO 54,000 N·M

Maximum production depth from a single source

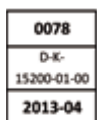
- › Use of the very best steel grades, state-of-the-art machinery and environmentally-friendly production processes
- › Our tool experts guarantee precision-like processing and permanent development
- › Precise adherence to stringent testing and measuring specifications are proof of maximum product quality.
- › Large selection of mechanical and electronic torque wrenches, test equipment, torque multipliers and accessories
- › Available individually or in practical sets
- › Tailored service packages through to development of special customised tools

Maximum control during production guarantees a constantly high level.

- › All parts incorporated in the production process - from steel to the smallest spring - are controlled while all manufacturing and work steps are subject to stringent quality controls.
- › After assembly, adjustment and calibration, torque tools are tested for accuracy in the end control stage and given a serial number (unique product identification) and factory test certificate in accordance with the applicable DIN EN ISO standard.
- › Within the framework of regular continuous tests, processing quality, repeat accuracy and durability are tested. The results of these tests are integrated directly in optimising the production process.

Controlled screw tightening - reliable and safe for more than 50 years

- › Top-grade industrial quality for the hardest of continuous uses
- › Torque tools are measuring equipment. Over the long term, the high accuracy can only be assured in the form of regular tests (recalibration, recommended once a year or after 5000 load cycles)



Top-level authorised calibration and competent control

- › Own accredited DAKKS calibration laboratory for torques with (licence for testing in acc. with DAKKS guidelines DKD 3-7/3-8/DIN EN ISO 6789:2003) the registration number: D-K-15200-01-00
- › National co-operation partner to the German Calibration Service (DAKKS) since accreditation (DIN EN ISO/IEC 17025) and authorisation by PTB in 2000
- › Official examination of all test and measuring equipment once a year in the DAKKS laboratory by the Physikalisch-Technische Bundesanstalt in Braunschweig (PTB)
- › Internal precision testing of all test and measuring equipment at least once every 3 months

Our all-round service - qualified and customised

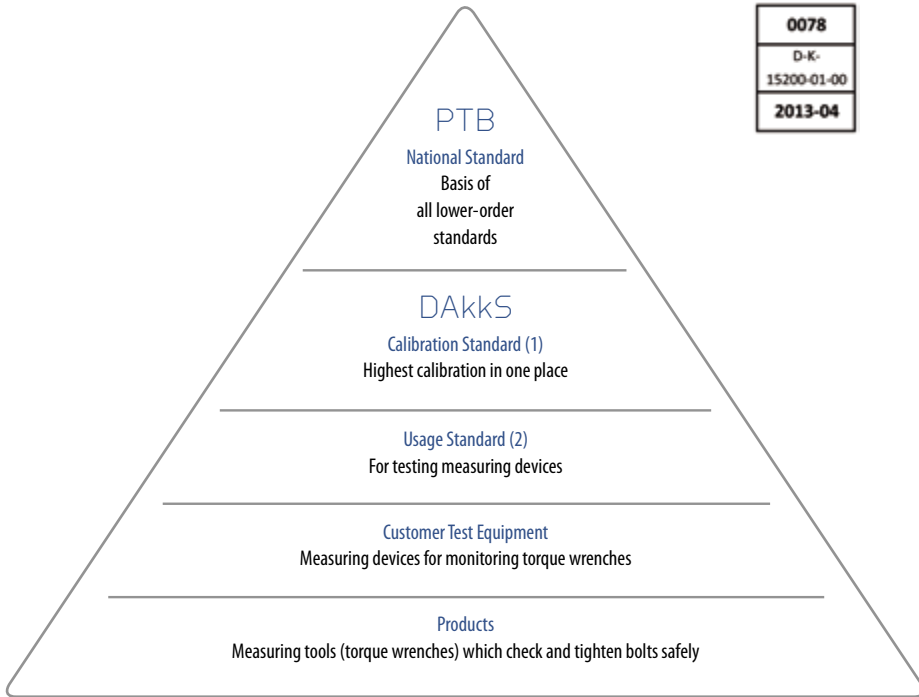
We offer you a wide range of services, which can be matched quite individually to your requirements. Your problems are our challenges. We can offer you qualified tailormade support in the following areas:

- › In-house calibration according to DIN EN ISO 6789:2003
- › DAKKS calibration in our own accredited DAKKS calibration laboratory
- › Repair service for our own brands
- › Demonstration/hire tools at favourable prices
- › Competent advice via our service telephone
- › Problem solving with the aid of our technical field service
- › Product training (internal and external)
- › Product presentations (internal and external)
- › Involvement in your in-house fairs
- › Special solutions in the engineering field/GEDORE SOLUTIONS

CERTIFIED PRECISION

Traceable
safety

- > DAKKS calibration in our own accredited, independent DAKKS calibration laboratory
- > In-house calibration according to DIN EN ISO 6789:2003



GEDORE Werkzeugfabrik
GEDORE Co. KG
Rheinländer Straße 140
42699 Solingen • GEDORE

Vertrieb DEUTSCHLAND
Tel: +49 210 536 910
Rheinländer Straße 140
42699 Solingen • GEDORE

Sales INTERNATIONAL
Tel: +49 210 536 910
Rheinländer Straße 140
42699 Solingen • GEDORE

GEDORE
WERKZEUGE FÜR ALLEN

Kalibrier - Zertifikat / Calibration Certificate

Objekt / Description: Mechanischer Drehmomentschlüssel
Artikel-Nr. / Part number: DAK 300 DREHMETER 6
Messbereich / Measuring range: 00 - 300 N-m
Skalierung / Scale resolution: -
Toleranz / Tolerance: 0,3 %
Formel / Formula: F=0,0000
Serien-Nr. / Serial number: M202008
Kalibrierung / Calibration condition: 100 % Standard (1) (2)
Umgebungstemperatur / Ambient temperature: 20,0 °C
Datum / Date: 08.07.2014

Prüfung / Testing	Einheit / Unit	00	100	200	300	Min. / Min.	Max. / Max.
1 Prüfung - Reading	N-m	0,0	100,0	200,0	300,0	0,00 %	0,00 %
2 Prüfung - Reading	N-m	0,0	100,0	200,0	300,0	0,00 %	0,00 %
3 Prüfung - Reading	N-m	0,0	100,0	200,0	300,0	0,00 %	0,00 %
4 Prüfung - Reading	N-m	0,0	100,0	200,0	300,0	0,00 %	0,00 %
5 Prüfung - Reading	N-m	0,0	100,0	200,0	300,0	0,00 %	0,00 %
Wiederholbarkeit / Repeatability	%	0,10					
Wiederholbarkeit / Repeatability	N-m	0,30					

Die Prüfung wurde nach DIN EN ISO 6789:2003 durchgeführt.
Testing procedure was in accordance with the 2003 standard of DIN EN ISO 6789:2003.
Die Rückführung der Messwerte ist durch die akkreditierte DAKKS-Kalibrierung (DAK-15200-01-00) gesichert.
The accuracy of the results on the testing procedure is assured by certification from accredited DAKKS Calibration (DAK-15200-01-00).

Das PTB-Zertifikat wurde auf keine nachvollziehbare Weise verändert.
As this certificate is automatically produced it cannot be updated.
Der Genauigkeitsgrad entspricht der geforderten Toleranz von 0,3 %.
The degree of accuracy is the required tolerance of 0,3 %.

akkreditiert durch die / accredited by the
Deutsche Akkreditierungsstelle GmbH
als Kalibrierlaboratorium für / as calibration laboratory in the
Deutschen Kalibrierdienst **DKD**

Kalibrierlabor
Calibration service

0078
D-K-
15200-01-00
2013-04

GEDORE
WERKZEUGE FÜR ALLEN

akkreditiert durch die / accredited by the
Deutsche Akkreditierungsstelle GmbH
als Kalibrierlaboratorium für / as calibration laboratory in the
Deutschen Kalibrierdienst **DKD**

Kalibrierlabor
Calibration service

Objekt (nach Drehmomentschlüssel) Diese Kalibrierung akkreditiert die Messleistung auf verteilte Messwerte bei Herstellung der Einheiten in Übereinstimmung mit dem internationalen Einheiten-System (SI).
Hersteller (000000) Torque-Tool GmbH Die DAKKS ist unabhängig von der Kalibrierung akkreditiert. Die Ergebnisse in Übereinstimmung mit den internationalen Einheiten (SI) sind die internationalen Einheiten (SI) und die internationalen Einheiten (SI) sind die internationalen Einheiten (SI).
Typ (4000 00) Für die Fertigung einer geeigneten Probe zur Messleistung der Kalibrierung ist der Hersteller verantwortlich.
Fabrik/Hersteller (1010177) GEDORE Die Kalibrierung akkreditiert die Messleistung auf verteilte Messwerte, wobei unter der Aufsicht der Kalibrierung die Einheit der Messleistung gemäß der internationalen Einheiten (SI) ist.
Auftraggeber (000000) Wirtgen Maschinen GmbH Die DAKKS ist unabhängig von der Kalibrierung akkreditiert. Die Ergebnisse in Übereinstimmung mit den internationalen Einheiten (SI) sind die internationalen Einheiten (SI) und die internationalen Einheiten (SI) sind die internationalen Einheiten (SI).
Auftraggeber (000000) Wirtgen Maschinen GmbH Die DAKKS ist unabhängig von der Kalibrierung akkreditiert. Die Ergebnisse in Übereinstimmung mit den internationalen Einheiten (SI) sind die internationalen Einheiten (SI) und die internationalen Einheiten (SI) sind die internationalen Einheiten (SI).
Anzahl der Seiten des Kalibrierzertifikats (1) Die Kalibrierung akkreditiert die Messleistung auf verteilte Messwerte, wobei unter der Aufsicht der Kalibrierung die Einheit der Messleistung gemäß der internationalen Einheiten (SI) ist.
Status der Kalibrierung (10.04.2014) Die Kalibrierung akkreditiert die Messleistung auf verteilte Messwerte, wobei unter der Aufsicht der Kalibrierung die Einheit der Messleistung gemäß der internationalen Einheiten (SI) ist.

Datum	Letzte des Kalibrierlaboratoriums	Hersteller
08.04.2014	10.04.2014	10.04.2014

Info > 636

More information on the topics calibration types, certificates and repair service

DAKKS-CALIBRATION




































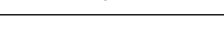












Scope of services offered by DAKKS Laboratory [1]

Type	Measuring range	Measuring process	Minimum measurement inaccuracy indicated
Electr. torque wrench	0,2 N-m – 3.000 N-m	DAKKS – DKD – R 3 – 7:2003	0,2 %
Calibration equipment torque wrench (test devices)	0,2 N-m – 3.000 N-m	DAKKS – DKD – R 3 – 8:2003	0,2 %
Hand-operated torque wrench	0,2 N-m – 1.000 N-m	DIN EN ISO 6789:2003	1 %

Factory calibration [2]

Type	Measuring range	Measuring process	Minimum measurement inaccuracy indicated
Electr. torque wrench	0,2 N-m – 3.000 N-m	DIN EN ISO 6789:2003	1 %
Calibration equipment torque wrench (test devices)	0,2 N-m – 3.000 N-m	based on DAKKS-DKD 3-8:2003	0,5 %
Hand-operated torque wrench	0,2 N-m – 1.000 N-m	DIN EN ISO 6789:2003	1 %
Electr. torque/rotary angle wrench	5 N-m – 300 N-m	VDI 2647	0,3°
		based on VDI 2648	0,5°
		Homologation acc. OEM	0,3°

OVERVIEW OF GEDORE TORQUE TOOLS

Page	Series/Type	Precision +/-	Drive	Ratchet	Scale	Operation length independent	Release types
0,4 – 3.000 N-m Mechanische Drehmomentschlüssel							
282	Dremometer Mini 	3%	$\frac{1}{4}$ "	<input type="radio"/>	<input checked="" type="radio"/>	<input checked="" type="radio"/>	① 
268	Dremometer AM - F 	3%	$\frac{1}{4}$ " ▶ $\frac{1}{2}$ "	<input type="radio"/>	<input checked="" type="radio"/>	<input checked="" type="radio"/>	① 
283	Dremometer Z 	3%	⑩ ⑫ ⑮	<input type="radio"/>	<input checked="" type="radio"/>	<input type="radio"/>	① 
284	Dremometer SE 	3%	9x12 14x18	<input type="radio"/>	<input checked="" type="radio"/>	<input type="radio"/>	① 
282	Dremometer FS 	6%	$\frac{1}{4}$ "	<input type="radio"/>	<input type="radio"/>	<input checked="" type="radio"/>	① 
290	Dremometer DMK 	3%	$\frac{1}{2}$ " ▶ $\frac{3}{4}$ "	<input type="radio"/>	<input checked="" type="radio"/>	<input type="radio"/>	① 
291	Dremometer DMUK 	3%	$\frac{1}{2}$ "	<input checked="" type="radio"/>	<input checked="" type="radio"/>	<input type="radio"/>	① 
292	Dremometer DMZ 	3%	⑩ ⑫	<input type="radio"/>	<input checked="" type="radio"/>	<input type="radio"/>	① 
293	Dremometer DMSE 	3%	9x12 14x18	<input type="radio"/>	<input checked="" type="radio"/>	<input type="radio"/>	① 
295	Torcofix K 	3%	$\frac{1}{4}$ " ▶ $\frac{3}{4}$ "	<input type="radio"/>	<input checked="" type="radio"/>	<input type="radio"/>	① 
296	Torcofix Z 	3%	⑩ ⑫	<input type="radio"/>	<input checked="" type="radio"/>	<input type="radio"/>	① 
297	Torcofix SE 	3%	9x12 14x18	<input type="radio"/>	<input checked="" type="radio"/>	<input type="radio"/>	① 
298	Torcofix FS 	3%	9x12 14x18	<input type="radio"/>	<input type="radio"/>	<input type="radio"/>	① 
305	TSN Slipper 	4%	$\frac{1}{4}$ " ▶ $\frac{1}{4}$ "	<input checked="" type="radio"/>	<input type="radio"/>	<input checked="" type="radio"/>	③ 
308	TBN Knicker 	4%, 6%	⑩ 9x12	<input type="radio"/>	<input type="radio"/>	<input type="radio"/>	② 
306	TSP Slipper 	6%	$\frac{1}{4}$ " ▶ $\frac{1}{2}$ "	<input checked="" type="radio"/>	<input type="radio"/>	<input checked="" type="radio"/>	③ 
306	TSC Slipper 	6%	$\frac{1}{4}$ "	<input checked="" type="radio"/>	<input checked="" type="radio"/>	<input checked="" type="radio"/>	③ 
310	Typ 83 	4%	$\frac{1}{4}$ " ▶ 1"	<input checked="" type="radio"/>	<input type="radio"/>	<input checked="" type="radio"/>	
309	Typ 88 	4%	$\frac{3}{4}$ " ⑫	<input checked="" type="radio"/>	<input checked="" type="radio"/>	<input type="radio"/>	② 
0,04 – 13,6 N-m Torque screwdriver							
301	Typ 755 FS 	6%	$\frac{1}{4}$ "	<input checked="" type="radio"/>	<input checked="" type="radio"/>	<input type="radio"/>	③ 
302	Typ 756 S 	6%	$\frac{1}{4}$ "	<input type="radio"/>	<input checked="" type="radio"/>	<input type="radio"/>	③ 
303	Typ 757 S 	6%	$\frac{1}{4}$ "	<input type="radio"/>	<input checked="" type="radio"/>	<input type="radio"/>	③ 
303	Typ 758 SP 	6%	$\frac{1}{4}$ "	<input type="radio"/>	<input checked="" type="radio"/>	<input type="radio"/>	
2 – 1.000 N-m Electr. torque wrench							
312	E-Torc II 	1%	$\frac{1}{4}$ "	<input checked="" type="radio"/>	<input checked="" type="radio"/>	<input type="radio"/>	
313	Torcotronic III 	1%	$\frac{1}{2}$ "	<input checked="" type="radio"/>	<input checked="" type="radio"/>	<input type="radio"/>	
0,2 – 3.150 N-m Torque testers							
314	Dremotest E 	1%	$\frac{1}{4}$ " ▶ $\frac{1}{2}$ "	<input type="radio"/>	<input type="radio"/>	<input type="radio"/>	
315	E-TP 	1%	$\frac{1}{4}$ " ▶ $\frac{1}{2}$ "	<input type="radio"/>	<input type="radio"/>	<input type="radio"/>	

Range N·m

0 5 10 15 20 40 60 80 100 150 200 300 400 500 750 1000 1500 2000

Mech. torque wrench

2,5 – 12 N·m
6 – 3.000 N·m
8 – 1.000 N·m
8 – 400 N·m
5 – 12 N·m
20 – 850 N·m
20 – 300 N·m
20 – 850 N·m
20 – 400 N·m
1 – 850 N·m
2 – 850 N·m
2 – 400 N·m
2 – 200 N·m
5 – 125 N·m
0,4 – 135 N·m
1 – 10 N·m
1 – 10 N·m
0,8 – 2.000 N·m
100 – 1.500 N·m

Torque screwdriver

0,04 – 13,6 N·m
0,08 – 9 N·m
0,2 – 9 N·m
0,1 – 5,0 N·m

Electr. torque wrench

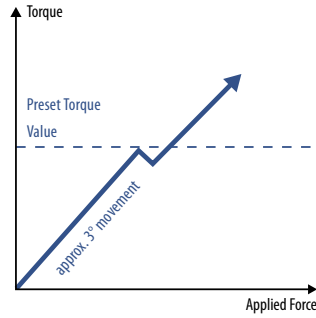
2 – 1.000 N·m
10 – 350 N·m

Torque testers

0,2 – 3.150 N·m
0,5 – 3.150 N·m

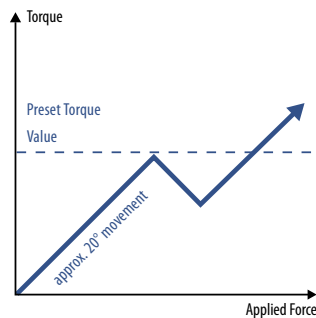
Different Torque Tool Mechanisms

① **Click Tools**
Overtightening Possible



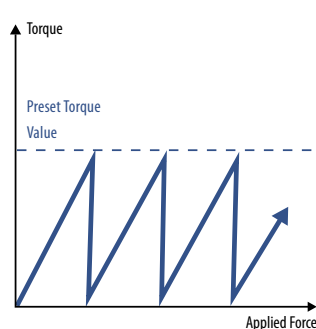
When the preset torque value is reached the operator will hear a click, feel an impulse and there will be approximately 3° of tool movement. Resetting takes place when the hand pressure is released. Work can then immediately continue. These tools are generally length dependent (exception DREMOMETER models AM - F), the position of the hand on the tool alters the torque produced. Continued application of force after the 3° of movement will cause the torque applied to increase above the required preset limit.

② **Breaking Tools**
Overtightening Unlikely



When the preset torque value is reached, these tools break at a specific point along the tool's length - usually at a pivot point near the tool's head. In most cases the movement is approximately 20°. The tool is automatically reset by allowing the handle to return to its in line position. These tools are length dependent, the position of the hand on the tool alters the torque produced. Continued application of force after 20° of tool movement will increase the torque applied above the preset limit but with the greater angle of tool movement this is less likely.

③ **Slipping Tools**
Overtightening Impossible



When the preset torque value is reached, a mechanism in the tool causes the application of torque to cease and the tool slips free for a short time until resetting occurs. Even if the application of force is repeated, the preset torque value will not be exceeded, therefore making it impossible to overtighten a fastener. These tools are not length dependent.

DREMOMETER PERMANENT PRECISION

Torque wrench made of high-strength aluminium alloy




Drive in accordance with application

DREMOMETERS are available for a large variety of applications in controlled screw tightening. The single square drive (L) for controlled clockwise tightening or the double square drive (L) for controlled bi-directional tightening. Special utilisation areas for DREMOMETER with spigot end (Z) and rectangular cavity (SE) particularly for hard-to-access locations and where space is tight. Almost all DREMOMETER models have separate ratchet heads, and there are good reasons for that: It is possible to work with or without the ratchet head function as desired.



Robust and unsusceptible

The full-metal construction of the DREMOMETER makes it particularly unsusceptible to grime and rough handling on construction sites, in workshops and in industry.



Model

Classified to DIN EN ISO 6789:2003 Type II Class A, with a factory certificate allowing for operations to be traced back. Calibrated to a permitted +/- 3% deviation and better. The specifications of the standard (+/- 4%) are exceeded.



Automatic resetting

The DREMOMETER gives operator an audible signal and tactile impulse and is back in operation in an instant.



1/4 - 1/2 6-3000 N·m



L 1/4 - 1 6-2000 N·m



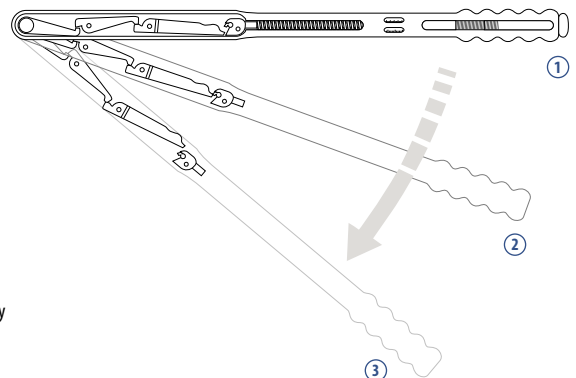
Z 16 22 28 8-1000 N·m



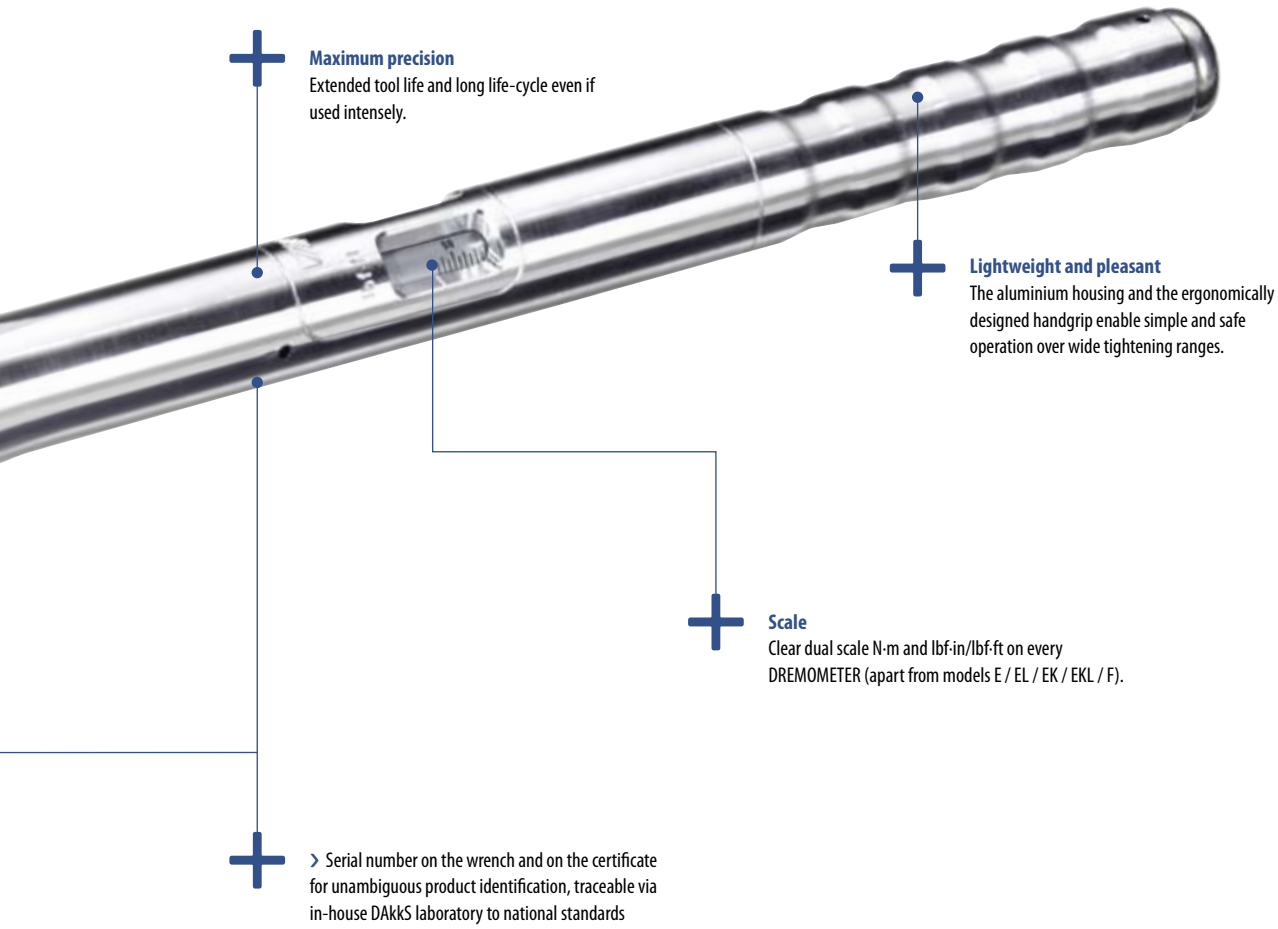
SE 9x12 14x18 8-400 N·m

Working principle

The quality lever chain produced in the company's own drop forge reduces the strain on the mechanics to a minimum. The proportioning of the individual levers, which are optimally attuned to each other, gives the DREMOMETER its unique precision and its long tool life.



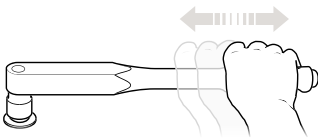
- ① Position of the lever chain without impact of force (in starting position).
- ② Position of the lever chain with impact of force before the set torque is achieved. The force is transferred from the primary lever to the intermediary and final lever until the final lever slips past the so-called release lever through the sliding back of the angle-lever body.
- ③ Position of the lever chain when the force impacts after the torque setting is achieved. Immediate position after the clear tactile impulse and audible signal "click". On relief, the lever chain moves back into the starting position (1).



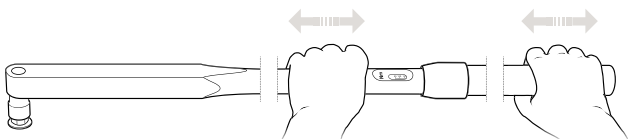
DREMOMETER

Operable without inaccuracies

Regardless of where you apply the force, at the center of the handgrip or another part of the DREMOMETER, with both hands or using an extension tube, your torque setting will always be attained, without shifts in value. Due to its unique single-axis location of the centre of rotation and the output square drive, the DREMOMETER is a tool that can be operated free from errors. In contrast to conventional torque wrenches, this single lever enables tightening without shifts in the measured value and without interference caused by activation outside of the handgrip.

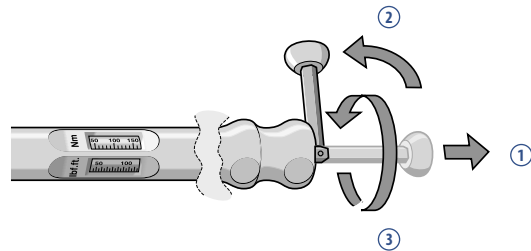


However, value shifts are possible when activating the DREMOMETER with special wrenches or when using wrenches with different depth gauges.



Features

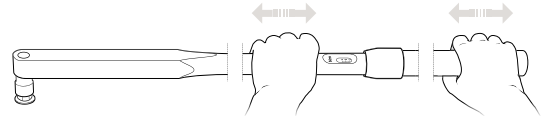
Setting of the torque value to N-m or alternatively to lbf-in / lbf-ft by the non-losable hexagon key in the handgrip. The smooth-running mechanism enables the setting to be made quickly without significant force needing to be applied.



All DREMOMETERS are also available with locking and safety device (A+S). Pre-set value locking and safety device (A+S) eliminates the possibility of unintentional or manipulated adjustment, thereby representing more process reliability of the user

DREMOMETER THE ORIGINAL

Lightweight and sturdy, very workshop-friendly
Maximum precision even when subjected to extreme continuous use.



Drive	Range N-m
6.3 1/4"	6 – 30 N-m AM / AML
10 3/8"	8 – 40 N-m A / AL
12.5 1/2" Type B, BC, C with push-button release	25 – 120 N-m B / BL
	40 – 200 N-m BC / BCL
	60 – 300 N-m C / CL
20 3/4"	80 – 360 N-m CD / CDL
	110 – 550 N-m DS / DSL
	155 – 760 N-m D / DL DR / DRL
25 1"	520 – 1.000 N-m DX / DXL
	600 – 1.500 N-m EK / EKL
40 1 1/2"	750 – 2.000 N-m E / EL
	1.500 – 3.000 N-m F



All the benefits at a single glance

Square drive

- > In the DREMOMETER, the output square drive and the pivot point of the primary lever are situated on a single axis.
- > Advantage: The absolute accuracy always remains unchanged in every case. Even if the tool is operated outside of the handgrip or with an extension tube.
- > This ensures a high degree of user safety; can be extended to reduce the user's working load.

Lever chain

- > The integrated lever chain reduces the strain on the measuring mechanics to a minimum which means that the measuring mechanics can thus be constructed with much greater sensitivity.
- > Advantage: High accuracy and a long life cycle.
- > Extremely low wear

Double square drive

- > DREMOMETER models (except model F) having a double square drive are available on request. Apart from that, separate ratchet heads are available for almost all models (except model F).
- > Advantage: Controlled counter-clockwise tightening and work in very narrow spaces are possible without any problems.

Scale


- > Two scales on each DREMOMETER indicate N-m and the common US unit of torque measurement (apart from types E - F).
- > Advantage: Exact reading even for lbf-in or lbf-ft.
- > Easy operation - fast and safe torque tightening

Handgrip

- > The nice-to-hold handgrip enables safe work and less operator fatigue. The full-metal construction makes DREMOMETER models particularly robust.
- > Advantage: A high level of dependability even following tough long term work.

Test certificate

- > All DREMOMETER models include a test certificate according to DIN EN ISO 6789:2003.
- > Advantage: Guaranteed accuracy +/-3 % of the adjusted scale value. The specification of the standard (+/- 4 %) is exceeded.



Type	N-m	lbf-in	lbf-ft	Scale	Tube	Code	No.
AM	6 – 30	50 – 270	–	1 N-m / 10 lbf-in	–	7775440	8554-01
AML	6 – 30	50 – 270	–	1 N-m / 10 lbf-in	–	7775870	8559-01
A	8 – 40	70 – 350	–	5 N-m / 50 lbf-in	–	7682000	8560-01
AL	8 – 40	70 – 350	–	5 N-m / 50 lbf-in	–	7682190	8565-01
B	25 – 120	–	18 – 90	5 N-m / 5 lbf-in	–	7683320	8561-01
BL	25 – 120	–	18 – 90	5 N-m / 5 lbf-in	–	7683400	8566-01
BC	40 – 200	–	30 – 150	5 N-m / 5 lbf-in	–	7685530	8573-01
BCL	40 – 200	–	30 – 150	5 N-m / 5 lbf-in	–	7683670	8578-00
C	60 – 300	–	45 – 220	5 N-m / 5 lbf-in	–	7685450	8562-10
CL	60 – 300	–	45 – 220	5 N-m / 5 lbf-in	–	7685960	8567-10
CD	80 – 360	–	60 – 260	5 N-m / 5 lbf-in	–	7688470	8570-10
CDL	80 – 360	–	60 – 260	5 N-m / 5 lbf-in	–	7688710	8575-10
DS	110 – 550	–	80 – 400	10 N-m / 10 lbf-in	–	1427156	8574-10
DSL	110 – 550	–	80 – 400	10 N-m / 10 lbf-in	–	1427121	8579-10
D	155 – 760	–	115 – 560	10 N-m / 10 lbf-in	–	7691500	8563-10
DL	155 – 760	–	115 – 560	10 N-m / 10 lbf-in	–	7691850	8568-10
DR	155 – 760	–	115 – 560	10 N-m / 10 lbf-in	8571-80	7670180	8563-01
DRL	155 – 760	–	115 – 560	10 N-m / 10 lbf-in	8571-80	7670500	8568-01
DX	520 – 1.000	–	380 – 730	10 N-m / 10 lbf-in	8571-80	7694010	8571-01
DXL	520 – 1.000	–	380 – 730	10 N-m / 10 lbf-in	8571-80	7694360	8576-01
EK	600 – 1.500	–	–	25 N-m	8564-92	2311267	8581-01
EKL	600 – 1.500	–	–	25 N-m	8564-92	2311291	8586-01
E	750 – 2.000	–	–	50 N-m	8564-92 / 8572-74	7695250	8564-01
EL	750 – 2.000	–	–	50 N-m	8564-92 / 8572-74	7695410	8569-01
F	1.500 – 3.000	–	–	50 N-m	8564-92 / 8572-74	7717160	8572-01



Torque Tools

8554 AM - 8559 AML TORQUE WRENCH DREMOMETER

6-30 N·m / 50-270 lbf·in

Use:

- > Controlled screw tightening in the range 6-30 N·m / 50-270 lbf·in
- > For use in almost all industrial manufacturing areas

Features:

- > Classified to DIN EN ISO 6789:2003 Type II Class A, with a factory certificate. Working accuracy: +/- 3% tolerance of scale set torque. The specification of the standard (+/- 4%) is exceeded.
- > 1/4" square drive with ball locking device DIN 3120 - A 6.3 ISO 1174
- > Automatic short-path actuation with tactile impulse and audible signal
- > Dual scale with a scale graduation of 1 N·m and 10 lbf·in

Technical advantage/Function:

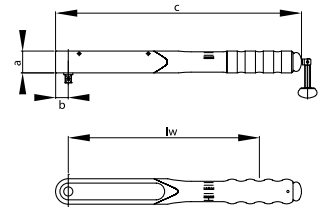
- > Lightweight and robust (as housing is made of an aluminium alloy), very workshop-friendly
- > No inaccuracies whether used with both hands or held away from the handle (as for standard torque wrenches). Both the square drive and fulcrum are on an axis which ensures a high degree of user safety; can be extended to reduce the user's working load.
- > Extremely low wear attributable to reduced forces in a unique lever mechanism
- > Forged lever chain from our own quality forge
- > Maximum precision even when subjected to extreme continuous use
- > Long life cycles and tool lives
- > Easy operation - fast and safe torque tightening
- > Easy adjustment thanks to attractive adjusting button secured against loss at the end of the handle
- > Single- and double-square drive for controlled bi-directional tightening



AM



8554-03



Type	1/4"	6.3	Contents	N·m	lbf·in	lw	a	b	c	1 N·m / 10 lbf·in	0.580	Code	No.
AM	1/4	6.3	in plastic box	6-30	50-270	206	30	15	268	1 N·m / 10 lbf·in	0.580	7775440	8554-01
AM	1/4	6.3	in plastic cassette	6-30	50-270	206	30	15	268	1 N·m / 10 lbf·in	0.910	7674090	8554-02
AM	1/4	6.3	Set mm ○ 8 9 10 11 12 13 14 ⊕ 3 ⊖ 5.5 ● 4 5 6 8 ● T20 T27 T30 ⊕ 754-00 ← 55 + 97 mm	6-30	50-270	206	30	15	268	1 N·m / 10 lbf·in	1.300	7674170	8554-03
AM	1/4	6.3	Set INCH ○ 9/32 5/16 11/32 3/8 7/16 1/2 9/16 ⊕ 3 ⊖ 5.5 ● 4 5 6 8 ● T20 T27 T30 ⊕ 754-00 ← 55 + 97 mm	6-30	50-270	206	30	15	268	1 N·m / 10 lbf·in	1.300	7674410	8554-04
AML	1/4	6.3	in plastic box	6-30	50-270	206	30	15	268	1 N·m / 10 lbf·in	0.580	7775870	8559-01
AML	1/4	6.3	in plastic cassette	6-30	50-270	206	30	15	268	1 N·m / 10 lbf·in	0.910	7673790	8559-02
AML	1/4	6.3	Set mm ○ 8 9 10 11 12 13 14 ⊕ 3 ⊖ 5.5 ● 4 5 6 8 ● T20 T27 T30 ⊕ 754-00 ← 55 + 97 mm	6-30	50-270	206	30	15	268	1 N·m / 10 lbf·in	1.300	7675060	8559-03
AML	1/4	6.3	Set INCH ○ 9/32 5/16 11/32 3/8 7/16 1/2 9/16 ⊕ 3 ⊖ 5.5 ● 4 5 6 8 ● T20 T27 T30 ⊕ 754-00 ← 55 + 97 mm	6-30	50-270	206	30	15	268	1 N·m / 10 lbf·in	1.300	7675140	8559-04

8560 A - 8565 AL TORQUE WRENCH DREMOMETER

8-40 N·m / 70-350 lbf·in

Use:

- > Controlled screw tightening in the range 8-40 N·m / 70-350 lbf·in
- > For use in almost all industrial manufacturing areas

Features:

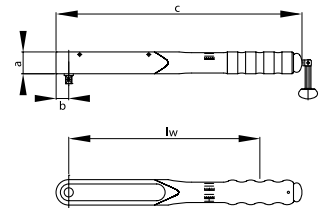
- > Classified to DIN EN ISO 6789:2003 Type II Class A, with a factory certificate. Working accuracy: +/- 3 % tolerance of scale set torque. The specification of the standard (+/- 4 %) is exceeded.
- > 3/8" square drive with ball locking device DIN 3120 - A 10, ISO 1174
- > Automatic short-path actuation with tactile impulse and audible signal
- > Dual scale with a scale graduation of 5 N·m and 50 lbf·in

Technical advantage/Function:

- > Lightweight and robust (as housing is made of an aluminium alloy), very workshop-friendly
- > No inaccuracies whether used with both hands or held away from the handle (as for standard torque wrenches). Both the square drive and fulcrum are on an axis which ensures a high degree of user safety; can be extended to reduce the user's working load.
- > Extremely low wear attributable to reduced forces in a unique lever mechanism
- > Forged lever chain from our own quality forge
- > Maximum precision even when subjected to extreme continuous use
- > Long life cycles and tool lives
- > Easy operation - fast and safe torque tightening
- > Easy adjustment thanks to attractive adjusting button secured against loss at the end of the handle
- > Single- and double-square drive for controlled bi-directional tightening



8560-03



Type	□"	■	Contents	N·m	lbf·in	lw	a	b	c			Code	No.
	3/8	10	in plastic box	8-40	70-350	262	30	17.5	338	5 N·m / 50 lbf·in	1.0	7682000	8560-01
	3/8	10	in a sheet-metal case	8-40	70-350	262	30	17.5	338	5 N·m / 50 lbf·in	2.2	7682270	8560-02
	3/8	10	Set mm ● 8 10 11 13 14 15 17 19 ● 4 5 6 8 ● 754-01 125 + 250 mm	8-40	70-350	262	30	17.5	338	5 N·m / 50 lbf·in	3.1	7682430	8560-03
	3/8	10	Set INCH ● 3/8 7/16 1/2 9/16 19/32 5/8 11/16 ● 1/4 5/16 3/8 ● 754-01 125 + 250 mm	8-40	70-350	262	30	17.5	338	5 N·m / 50 lbf·in	3.0	7683160	8560-04
	3/8	10	in plastic box	8-40	70-350	262	30	17.5	338	5 N·m / 50 lbf·in	1.0	7682190	8565-01
	3/8	10	in a sheet-metal case	8-40	70-350	262	30	17.5	338	5 N·m / 50 lbf·in	2.2	7682350	8565-02
	3/8	10	Set mm ● 8 10 11 13 14 15 17 19 ● 4 5 6 8 ● 754-01 125 + 250 mm	8-40	70-350	262	30	17.5	338	5 N·m / 50 lbf·in	3.1	7682940	8565-03
	3/8	10	Set INCH ● 3/8 7/16 1/2 9/16 19/32 5/8 11/16 ● 1/4 5/16 3/8 ● 754-01 125 + 250 mm	8-40	70-350	262	30	17.5	338	5 N·m / 50 lbf·in	3.0	7683240	8565-04



8561 B - 8566 BL

TORQUE WRENCH DREMOMETER

25-120 N·m / 18-90 lbf·ft

Use:



- > Controlled screw tightening in the range 25-120 N-m / 18-90 lbf-ft
- > For use in almost all industrial manufacturing areas

Features:

- > Classified to DIN EN ISO 6789:2003 Type II Class A, with a factory certificate. Working accuracy: +/- 3 % tolerance of scale set torque. The specification of the standard (+/- 4 %) is exceeded.
- > 1/2" square drive with ball locking device DIN 3120 - A 12.5, ISO 1174
- > Automatic short-path actuation with tactile impulse and audible signal
- > Dual scale with a scale graduation of 5 N-m and 5 lbf-ft
- > **With push-button release**

Technical advantage/Function:

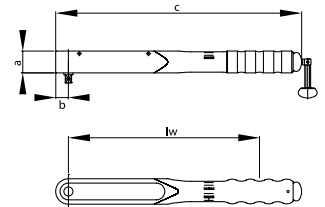
- > Lightweight and robust (as housing is made of an aluminium alloy), very workshop-friendly
- > No inaccuracies whether used with both hands or held away from the handle (as for standard torque wrenches). Both the square drive and fulcrum are on an axis which ensures a high degree of user safety; can be extended to reduce the user's working load.
- > Extremely low wear attributable to reduced forces in a unique lever mechanism
- > Forged lever chain from our own quality forge
- > Maximum precision even when subjected to extreme continuous use
- > Long life cycles and tool lives
- > Easy operation - fast and safe torque tightening
- > Easy adjustment thanks to attractive adjusting button secured against loss at the end of the handle
- > Single- and double-square drive for controlled bi-directional tightening



8561-03



BR



Type	□"	■	Contents	N-m	lbf-ft	lw	a	b	c	Tube	Scale	Weight	Code	No.
BR	1/2	12.5	in plastic box with ALU extension tube	25-120	18-90	373	30	17.5	462	8577-350	5 N-m / 5 lbf-ft	2.2	2926989	8561-001
B	1/2	12.5	in plastic box	25-120	18-90	373	30	17.5	462	-	5 N-m / 5 lbf-ft	1.5	7683320	8561-01
B	1/2	12.5	in a sheet-metal case	25-120	18-90	373	30	17.5	462	-	5 N-m / 5 lbf-ft	2.8	7683830	8561-02
B	1/2	12.5	Set mm ○ 11 13 14 17 19 22 24 ● 6 8 10 12 ⊗ 754-02 ← 76 + 125 + 250 mm	25-120	18-90	373	30	17.5	462	-	5 N-m / 5 lbf-ft	4.7	7684480	8561-03
B	1/2	12.5	Set INCH ○ 7/16 1/2 9/16 19/32 5/8 11/16 3/4 25/32 13/16 7/8 15/16 1" ● 5/16 3/8 1/2" ⊗ 754-02 ← 76 + 125 + 250 mm	25-120	18-90	373	30	17.5	462	-	5 N-m / 5 lbf-ft	5.3	7684990	8561-04
BL	1/2	12.5	in plastic box	25-120	18-90	373	30	17.5	462	-	5 N-m / 5 lbf-ft	1.5	7683400	8566-01
BL	1/2	12.5	in a sheet-metal case	25-120	18-90	373	30	17.5	462	-	5 N-m / 5 lbf-ft	2.8	7684130	8566-02
BL	1/2	12.5	Set mm ○ 11 13 14 17 19 22 24 ● 6 8 10 12 ⊗ 754-02 ← 76 + 125 + 250 mm	25-120	18-90	373	30	17.5	462	-	5 N-m / 5 lbf-ft	4.7	7684640	8566-03
BL	1/2	12.5	Set INCH ○ 7/16 1/2 9/16 19/32 5/8 11/16 3/4 25/32 13/16 7/8 15/16 1" ● 5/16 3/8 1/2" ⊗ 754-02 ← 76 + 125 + 250 mm	25-120	18-90	373	30	17.5	462	-	5 N-m / 5 lbf-ft	5.3	7685100	8566-04

8573 BC - 8578 BCL TORQUE WRENCH DREMOMETER

40-200 N·m / 30-150 lbf·ft

Use:

- > Controlled screw tightening in the range 40-200 N·m / 30-150 lbf·ft
- > For use in almost all industrial manufacturing areas

Features:

- > Classified to DIN EN ISO 6789:2003 Type II Class A, with a factory certificate. Working accuracy: +/- 3 % tolerance of scale set torque. The specification of the standard (+/- 4 %) is exceeded.
- > 1/2" square drive with ball locking device DIN 3120 - A 12.5, ISO 1174
- > Automatic short-path actuation with tactile impulse and audible signal
- > Dual scale with a scale graduation of 5 N·m and 5 lbf·ft
- > **With push-button release**

Technical advantage/Function:

- > Lightweight and robust (as housing is made of an aluminium alloy), very workshop-friendly
- > No inaccuracies whether used with both hands or held away from the handle (as for standard torque wrenches). Both the square drive and fulcrum are on an axis which ensures a high degree of user safety; can be extended to reduce the user's working load.
- > Extremely low wear attributable to reduced forces in a unique lever mechanism
- > Forged lever chain from our own quality forge
- > Maximum precision even when subjected to extreme continuous use
- > Long life cycles and tool lives
- > Easy operation - fast and safe torque tightening
- > Easy adjustment thanks to attractive adjusting button secured against loss at the end of the handle
- > Single- and double-square drive for controlled bi-directional tightening



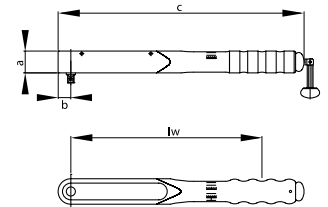
BCL



BC



8573-03



Type	□"	■"	Contents	N·m	lbf·ft	lw	a	b	c			Code	No.
BC	1/2	12.5	in plastic box	40-200	30-150	463	30	17.5	551	5 N·m / 5 lbf·ft	1.4	7685530	8573-00
BC	1/2	12.5	in a sheet-metal case	40-200	30-150	463	30	17.5	551	5 N·m / 5 lbf·ft	3.5	7683590	8573-02
BC	1/2	12.5	Set mm ○ 11 13 14 17 19 21 22 24 27 ● 6 8 10 12 ⊗ 754-02 125 + 250 mm	40-200	30-150	463	30	17.5	551	5 N·m / 5 lbf·ft	5.1	7683910	8573-03
BC	1/2	12.5	Set INCH ○ 1/2 9/16 5/8 11/16 3/4 13/16 7/8" ● 5/16 3/8 1/2 9/16" ⊗ 754-02 125 + 250 mm	40-200	30-150	463	30	17.5	551	5 N·m / 5 lbf·ft	4.9	7684720	8573-04
BCL	1/2	12.5	in plastic box	40-200	30-150	463	30	17.5	551	5 N·m / 5 lbf·ft	1.3	7683670	8578-00
BCL	1/2	12.5	in a sheet-metal case	40-200	30-150	463	30	17.5	551	5 N·m / 5 lbf·ft	3.5	7683750	8578-02
BCL	1/2	12.5	Set mm ○ 11 13 14 17 19 21 22 24 27 ● 6 8 10 12 ⊗ 754-02 125 + 250 mm	40-200	30-150	463	30	17.5	551	5 N·m / 5 lbf·ft	5.1	7684050	8578-03
BCL	1/2	12.5	Set INCH ○ 1/2 9/16 5/8 11/16 3/4 13/16 7/8" ● 5/16 3/8 1/2 9/16" ⊗ 754-02 125 + 250 mm	40-200	30-150	463	30	17.5	551	5 N·m / 5 lbf·ft	4.9	7684210	8578-04

8562 C - 8567 CL

TORQUE WRENCH DREMOMETER

60-300 N·m / 45-220 lbf·ft

Use:

- > Controlled screw tightening in the range 60-300 N·m / 45-220 lbf·ft
- > For use in almost all industrial manufacturing areas

Features:

- > Classified to DIN EN ISO 6789:2003 Type II Class A, with a factory certificate. Working accuracy: +/- 3 % tolerance of scale set torque. The specification of the standard (+/- 4 %) is exceeded.
- > 1/2" square drive with ball locking device DIN 3120 - A 12.5, ISO 1174
- > Automatic short-path actuation with tactile impulse and audible signal
- > Dual scale with a scale graduation of 5 N·m and 5 lbf·ft
- > **With push-button release**

Technical advantage/Function:

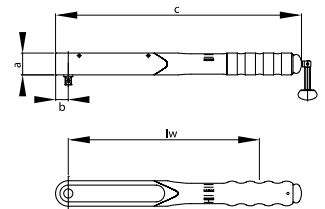
- > Lightweight and robust (as housing is made of an aluminium alloy), very workshop-friendly
- > No inaccuracies whether used with both hands or held away from the handle (as for standard torque wrenches). Both the square drive and fulcrum are on an axis which ensures a high degree of user safety; can be extended to reduce the user's working load.
- > Extremely low wear attributable to reduced forces in a unique lever mechanism
- > Forged lever chain from our own quality forge
- > Maximum precision even when subjected to extreme continuous use
- > Long life cycles and tool lives
- > Easy operation - fast and safe torque tightening
- > Easy adjustment thanks to attractive adjusting button secured against loss at the end of the handle
- > Single- and double-square drive for controlled bi-directional tightening



8562-30



CR



Type	□	■	Contents	N·m	lbf·ft	lw	a	b	c	Tube	📏	⚖️	Code	No.
CR	1/2	12.5	🔧 in plastic box with ALU extension tube	60-300	45-220	529	30	17.5	617	8577-700	5 N·m / 5 lbf·ft	2.7	2926997	8562-001
C	1/2	12.5	🔧 in plastic box	60-300	45-220	529	30	17.5	617	—	5 N·m / 5 lbf·ft	2.0	7685450	8562-10
C	1/2	12.5	🔧 in a sheet-metal case	60-300	45-220	529	30	17.5	617	—	5 N·m / 5 lbf·ft	3.6	7686340	8562-20
C	1/2	12.5	🔧 Set mm ○ 17 19 22 24 27 30 32 ● 8 10 12 14 ⚙️ 754-02 🔗 76 + 125 + 250 mm	60-300	45-220	529	30	17.5	617	—	5 N·m / 5 lbf·ft	6.0	7687070	8562-30
C	1/2	12.5	🔧 Set INCH ○ 3/4 25/32 13/16 7/8 15/16 1" 1.1/16 1.1/8 1.1/4" ● 3/8 1/2 9/16 5/8" ⚙️ 754-02 🔗 76 + 125 + 250 mm	60-300	45-220	529	30	17.5	617	—	5 N·m / 5 lbf·ft	6.2	7687820	8562-40
CL	1/2	12.5	🔧 in plastic box	60-300	45-220	529	30	17.5	617	—	5 N·m / 5 lbf·ft	2.0	7685960	8567-10
CL	1/2	12.5	🔧 in a sheet-metal case	60-300	45-220	529	30	17.5	617	—	5 N·m / 5 lbf·ft	3.6	7686690	8567-20
CL	1/2	12.5	🔧 Set mm ○ 17 19 22 24 27 30 32 ● 8 10 12 14 ⚙️ 754-02 🔗 76 + 125 + 250 mm	60-300	45-220	529	30	17.5	617	—	5 N·m / 5 lbf·ft	6.0	7687310	8567-30
CL	1/2	12.5	🔧 Set INCH ○ 3/4 25/32 13/16 7/8 15/16 1" 1.1/16 1.1/8 1.1/4" ● 3/8 1/2 9/16 5/8" ⚙️ 754-02 🔗 76 + 125 + 250 mm	60-300	45-220	529	30	17.5	617	—	5 N·m / 5 lbf·ft	6.2	7688120	8567-40

8570 CD - 8575 CDL TORQUE WRENCH DREMOMETER

80-360 N·m / 60-260 lbf·ft

Use:

- > Controlled screw tightening in the range 80-360 N·m / 60-260 lbf·ft
- > For use in almost all industrial manufacturing areas

Features:

- > Classified to DIN EN ISO 6789:2003 Type II Class A, with a factory certificate. Working accuracy: +/- 3 % tolerance of scale set torque. The specification of the standard (+/- 4 %) is exceeded.
- > 3/4" square drive with pin-locking mechanism as per DIN 3120 - B 20, ISO 1174
- > Automatic short-path actuation with tactile impulse and audible signal
- > Dual scale with a scale graduation of 5 N·m and 5 lbf·ft

Technical advantage/Function:

- > Lightweight and robust (as housing is made of an aluminium alloy), very workshop-friendly
- > No inaccuracies whether used with both hands or held away from the handle (as for standard torque wrenches). Both the square drive and fulcrum are on an axis which ensures a high degree of user safety; can be extended to reduce the user's working load.
- > Extremely low wear attributable to reduced forces in a unique lever mechanism
- > Forged lever chain from our own quality forge
- > Maximum precision even when subjected to extreme continuous use
- > Long life cycles and tool lives
- > Easy operation - fast and safe torque tightening
- > Easy adjustment thanks to attractive adjusting button secured against loss at the end of the handle
- > Single- and double-square drive for controlled bi-directional tightening



CDL



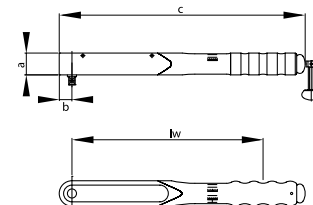
CD



8570-30



CDR



Type	■"	■	Contents	N·m	lbf·ft	lw	a	b	c	Tube	📏	⚖️	Code	No.
CDR	3/4	20	in plastic box with ALU extension tube	80-360	60-260	624	30	22.5	717	8577-700	5 N·m / 5 lbf·ft	3.1	2927004	8570-001
CD	3/4	20	in plastic box	80-360	60-260	624	30	22.5	717	-	5 N·m / 5 lbf·ft	2.4	7688470	8570-10
CD	3/4	20	in a sheet-metal case	80-360	60-260	624	30	22.5	717	-	5 N·m / 5 lbf·ft	6.2	7689280	8570-20
CD	3/4	20	Set mm ○ 19 22 24 27 30 32 🔧 754-04 → 200 + 400 mm	80-360	60-260	624	30	22.5	717	-	5 N·m / 5 lbf·ft	11.0	7689950	8570-30
CD	3/4	20	Set INCH ○ 7/8 15/16 1" 1.1/8 1.1/4 1.3/8 1.1/2 1.5/8" 🔧 754-04 → 200 + 400 mm	80-360	60-260	624	30	22.5	717	-	5 N·m / 5 lbf·ft	11.3	7690530	8570-40
CDL	3/4	20	in plastic box	80-360	60-260	624	30	22.5	717	-	5 N·m / 5 lbf·ft	2.4	7688710	8575-10
CDL	3/4	20	in a sheet-metal case	80-360	60-260	624	30	22.5	717	-	5 N·m / 5 lbf·ft	6.2	7689520	8575-20
CDL	3/4	20	Set mm ○ 19 22 24 27 30 32 🔧 754-04 → 200 + 400 mm	80-360	60-260	624	30	22.5	717	-	5 N·m / 5 lbf·ft	11.0	7690290	8575-30
CDL	3/4	20	Set INCH ○ 7/8 15/16 1" 1.1/8 1.1/4 1.3/8 1.1/2 1.5/8" 🔧 754-04 → 200 + 400 mm	80-360	60-260	624	30	22.5	717	-	5 N·m / 5 lbf·ft	11.3	7691180	8575-40

8574 DS - 8579 DSL TORQUE WRENCH DREMOMETER

110-550 N·m / 80-400 lbf·ft

Use:

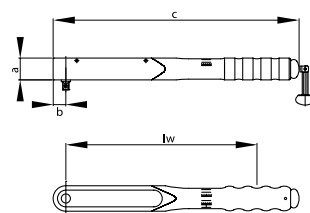
- > Controlled screw tightening in the range 110-550 N·m / 80-400 lbf·ft
- > For use in almost all industrial manufacturing areas

Features:

- > Classified to DIN EN ISO 6789:2003 Type II Class A, with a factory certificate. Working accuracy: +/- 3 % tolerance of scale set torque. The specification of the standard (+/- 4 %) is exceeded.
- > 3/4" square drive with pin-locking mechanism DIN 3120 - B 20, ISO 1174
- > Automatic short-path actuation with tactile impulse and audible signal
- > Dual scale with a scale graduation of 10 N·m and 10 lbf·ft

Technical advantage/Function:

- > Lightweight and robust (as housing is made of an aluminium alloy), very workshop-friendly
- > No inaccuracies whether used with both hands or held away from the handle (as for standard torque wrenches). Both the square drive and fulcrum are on an axis which ensures a high degree of user safety; can be extended to reduce the user's working load.
- > Extremely low wear attributable to reduced forces in a unique lever mechanism
- > Forged lever chain from our own quality forge
- > Maximum precision even when subjected to extreme continuous use
- > Long life cycles and tool lives
- > Easy operation - fast and safe torque tightening
- > Easy adjustment thanks to attractive adjusting button secured against loss at the end of the handle
- > Single- and double-square drive for controlled bi-directional tightening



Type	■"	■	Contents	N·m	lbf·ft	lw	a	b	c			Code	No.
DS	3/4	20	in plastic box	110-550	80-400	719	35	22.5	812	10 N·m / 10 lbf·ft	2.9	1427156	8574-10
DS	3/4	20	in a sheet-metal case	110-550	80-400	719	35	22.5	812	10 N·m / 10 lbf·ft	6.7	1436112	8574-20
DSL	3/4	20	in plastic box	110-550	80-400	719	35	22.5	812	10 N·m / 10 lbf·ft	2.9	1427121	8579-10
DSL	3/4	20	in a sheet-metal case	110-550	80-400	719	35	22.5	812	10 N·m / 10 lbf·ft	6.7	1436120	8579-20

920 / 922 >565

754 >281

DVV-40ZRS >335

8563 D - 8568 DL TORQUE WRENCH DREMOMETER

155-760 N·m / 115-560 lbf·ft

Use:

- > Controlled screw tightening in the range 155-760 N·m / 115-560 lbf·ft
- > For use in almost all industrial manufacturing areas

Features:

- > Classified to DIN EN ISO 6789:2003 Type II Class A, with a factory certificate. Working accuracy: +/- 3 % tolerance of scale set torque. The specification of the standard (+/- 4 %) is exceeded.
- > 3/4" square drive with pin-locking mechanism DIN 3120 - B 20, ISO 1174
- > Automatic short-path actuation with tactile impulse and audible signal
- > Dual scale with a scale graduation of 10 N·m and 10 lbf·ft

Technical advantage/Function:

- > Lightweight and robust (as housing is made of an aluminium alloy), very workshop-friendly
- > No inaccuracies whether used with both hands or held away from the handle (as for standard torque wrenches). Both the square drive and fulcrum are on an axis which ensures a high degree of user safety; can be extended to reduce the user's working load.
- > Extremely low wear attributable to reduced forces in a unique lever mechanism
- > Forged lever chain from our own quality forge
- > Maximum precision even when subjected to extreme continuous use
- > Long life cycles and tool lives
- > Easy operation - fast and safe torque tightening
- > Easy adjustment thanks to attractive adjusting button secured against loss at the end of the handle
- > Single- and double-square drive for controlled bi-directional tightening



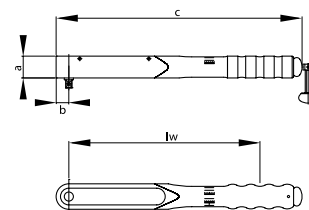
DL



D



8563-30



Type	□"	■	Contents	N·m	lbf·ft	lw	a	b	c			Code	No.
D	3/4	20	in plastic box	155-760	115-560	719	35	22.5	812	10 N·m / 10 lbf·ft	3.2	7691500	8563-10
D	3/4	20	in a sheet-metal case	155-760	115-560	719	35	22.5	812	10 N·m / 10 lbf·ft	7.7	7692070	8563-20
D	3/4	20	Set mm ○ 22 24 27 30 32 36 41 46 ⊗ 754-04 200 + 400 mm	155-760	115-560	719	35	22.5	812	10 N·m / 10 lbf·ft	13.6	7692660	8563-30
D	3/4	20	Set INCH ○ 1" 1.1/8 1.1/4 1.5/16 1.3/8 1.7/16 1.1/2 1.5/8 1.3/4 1.13/16 1.7/8 2" ⊗ 754-04 200 + 400 mm	155-760	115-560	719	35	22.5	812	10 N·m / 10 lbf·ft	13.3	7693200	8563-40
DL	3/4	20	in plastic box	155-760	115-560	719	35	22.5	812	10 N·m / 10 lbf·ft	3.2	7691850	8568-10
DL	3/4	20	in a sheet-metal case	155-760	115-560	719	35	22.5	812	10 N·m / 10 lbf·ft	7.7	7692310	8568-20
DL	3/4	20	Set mm ○ 22 24 27 30 32 36 41 46 ⊗ 754-04 200 + 400 mm	155-760	115-560	719	35	22.5	812	10 N·m / 10 lbf·ft	13.6	7692900	8568-30
DL	3/4	20	Set INCH ○ 1" 1.1/8 1.1/4 1.5/16 1.3/8 1.7/16 1.1/2 1.5/8 1.3/4 1.13/16 1.7/8 2" ⊗ 754-04 200 + 400 mm	155-760	115-560	719	35	22.5	812	10 N·m / 10 lbf·ft	13.3	7693550	8568-40

8563 DR - 8568 DRL TORQUE WRENCH DREMOMETER

155-760 N·m / 115-560 lbf·ft

Use:

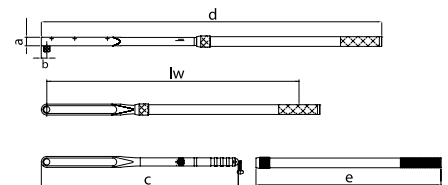
- > Controlled screw tightening in the range 155-760 N-m / 115-560 lbf-ft
- > For use in almost all industrial manufacturing areas

Features:

- > Classified to DIN EN ISO 6789:2003 Type II Class A, with a factory certificate. Working accuracy: +/- 3 % tolerance of scale set torque. The specification of the standard (+/- 4 %) is exceeded.
- > 3/4" square drive with pin-locking mechanism DIN 3120 - B 20, ISO 1174
- > Automatic short-path actuation with tactile impulse and audible signal
- > Dual scale with a scale graduation of 10 N-m and 10 lbf-ft

Technical advantage/Function:

- > Lightweight and robust (as housing is made of an aluminium alloy), very workshop-friendly
- > No inaccuracies whether used with both hands or held away from the handle (as for standard torque wrenches). Both the square drive and fulcrum are on an axis which ensures a high degree of user safety; can be extended to reduce the user's working load.
- > Extremely low wear attributable to reduced forces in a unique lever mechanism
- > Forged lever chain from our own quality forge
- > Maximum precision even when subjected to extreme continuous use
- > Long life cycles and tool lives
- > Easy operation - fast and safe torque tightening
- > Easy adjustment thanks to attractive adjusting button secured against loss at the end of the handle
- > Single- and double-square drive for controlled bi-directional tightening



Type	□	■	Contents	N-m	lbf-ft	lw	a	b	c	d	e	Tube	Scale	Weight	Code	No.
DR	3/4	20	in plastic box with extension tube	155-760	115-560	1,290.5	35	22.5	812	1403	762	8571-80	10 N-m / 10 lbf-ft	5.0	7670180	8563-01
DR	3/4	20	in a sheet-metal case with extension tube	155-760	115-560	1,290.5	35	22.5	812	1403	762	8571-80	10 N-m / 10 lbf-ft	8.8	7670260	8563-02
DR	3/4	20	Set mm ○ 22 24 27 30 32 36 41 46 ⊗ 754-04 ← 200 + 400 mm	155-760	115-560	1,290.5	35	22.5	812	1403	762	8571-80	10 N-m / 10 lbf-ft	14.4	7670340	8563-03
DR	3/4	20	Set INCH ○ 1" 1.1/8 1.1/4 1.5/16 1.3/8 1.7/16 1.1/2 1.5/8 1.3/4 1.13/16 1.7/8 2" ⊗ 754-04 ← 200 + 400 mm	155-760	115-560	1,290.5	35	22.5	812	1403	762	8571-80	10 N-m / 10 lbf-ft	16.7	7670420	8563-04
DRL	3/4	20	in plastic box with extension tube	155-760	115-560	1,290.5	35	22.5	812	1403	762	8571-80	10 N-m / 10 lbf-ft	5.0	7670500	8568-01
DRL	3/4	20	in a sheet-metal case with extension tube	155-760	115-560	1,290.5	35	22.5	812	1403	762	8571-80	10 N-m / 10 lbf-ft	8.8	7670690	8568-02
DRL	3/4	20	Set mm ○ 22 24 27 30 32 36 41 46 ⊗ 754-04 ← 200 + 400 mm	155-760	115-560	1,290.5	35	22.5	812	1403	762	8571-80	10 N-m / 10 lbf-ft	14.4	7670770	8568-03
DRL	3/4	20	Set INCH ○ 1" 1.1/8 1.1/4 1.5/16 1.3/8 1.7/16 1.1/2 1.5/8 1.3/4 1.13/16 1.7/8 2" ⊗ 754-04 ← 200 + 400 mm	155-760	115-560	1,290.5	35	22.5	812	1403	762	8571-80	10 N-m / 10 lbf-ft	16.7	7670850	8568-04
DR-LKW	3/4	20	Set mm ○ 27 30 32 ⊗ 754-04 ← 400 mm	155-760	115-560	1,290.5	35	22.5	812	1403	762	8571-80	10 N-m / 10 lbf-ft	12.3	7670930	8568-35

8571 DX - 8576 DXL TORQUE WRENCH DREMOMETER

520-1000 N·m / 380-730 lbf·ft

Use:


- > Controlled screw tightening in the range 520-1000 N·m / 380-730 lbf·ft
- > For use in almost all industrial manufacturing areas

Features:

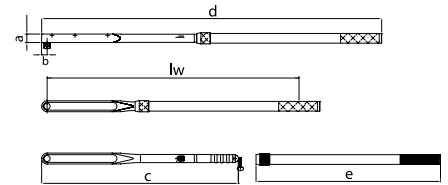
- > Classified to DIN EN ISO 6789:2003 Type II Class A, with a factory certificate. Working accuracy: +/- 3 % tolerance of scale set torque. The specification of the standard (+/- 4 %) is exceeded.
- > 3/4" square drive with pin-locking mechanism DIN 3120 - B 20, ISO 1174
- > Automatic short-path actuation with tactile impulse and audible signal
- > Dual scale with a scale graduation of 10 N·m and 10 lbf·ft

Technical advantage/Function:

- > Lightweight and robust (as housing is made of an aluminium alloy), very workshop-friendly
- > No inaccuracies whether used with both hands or held away from the handle (as for standard torque wrenches). Both the square drive and fulcrum are on an axis which ensures a high degree of user safety; can be extended to reduce the user's working load.
- > Extremely low wear attributable to reduced forces in a unique lever mechanism
- > Forged lever chain from our own quality forge
- > Maximum precision even when subjected to extreme continuous use
- > Long life cycles and tool lives
- > Easy operation - fast and safe torque tightening
- > Easy adjustment thanks to attractive adjusting button secured against loss at the end of the handle
- > Single- and double-square drive for controlled bi-directional tightening



8571-03



Type	■"	■	Contents	N·m	lbf·ft	lw	a	b	c	d	e	Tube			Code	No.
DX	3/4	20	in plastic box with ALU extension tube	520-1000	380-730	1,290.5	35	22.5	812	1403	762	8571-80	10 N·m / 10 lbf·ft	5.6	7694010	8571-01
DX	3/4	20	in a sheet-metal case with ALU extension tube	520-1000	380-730	1,290.5	35	22.5	812	1403	762	8571-80	10 N·m / 10 lbf·ft	10.0	7694520	8571-02
DX	3/4	20	Set mm ○ 30 32 36 41 46 50 ⊗ 754-04 200 + 400 mm	520-1000	380-730	1,290.5	35	22.5	812	1403	762	8571-80	10 N·m / 10 lbf·ft	16.8	7694870	8571-03
DX	3/4	20	Set INCH ○ 1.1/8 1.1/4 1.3/8 1.1/2 1.3/4 1.7/8" ⊗ 754-04 200 + 400 mm	520-1000	380-730	1,290.5	35	22.5	812	1403	762	8571-80	10 N·m / 10 lbf·ft	16.0	7695170	8571-04
DXL	3/4	20	in plastic box with ALU extension tube	520-1000	380-730	1,290.5	35	22.5	812	1403	762	8571-80	10 N·m / 10 lbf·ft	5.6	7694360	8576-01
DXL	3/4	20	in a sheet-metal case with ALU extension tube	520-1000	380-730	1,290.5	35	22.5	812	1403	762	8571-80	10 N·m / 10 lbf·ft	10.0	7694600	8576-02
DXL	3/4	20	Set mm ○ 30 32 36 41 46 50 ⊗ 754-04 200 + 400 mm	520-1000	380-730	1,290.5	35	22.5	812	1403	762	8571-80	10 N·m / 10 lbf·ft	16.8	7694950	8576-03
DXL	3/4	20	Set INCH ○ 1.1/8 1.1/4 1.3/8 1.1/2 1.3/4 1.7/8" ⊗ 754-04 200 + 400 mm	520-1000	380-730	1,290.5	35	22.5	812	1403	762	8571-80	10 N·m / 10 lbf·ft	16.0	7695330	8576-04



8581 EK - 8586 EKL TORQUE WRENCH DREMOMETER

600-1500 N·m

Use:

- > Controlled screw tightening in the range 600-1500 N·m
- > For use in almost all industrial manufacturing areas

Features:

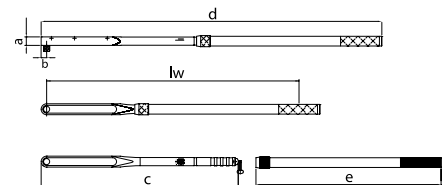
- > Classified to DIN EN ISO 6789:2003 Type II Class A, with a factory certificate. Working accuracy: +/- 3 % tolerance of scale set torque. The specification of the standard (+/- 4 %) is exceeded.
- > 1" square drive with pin-locking mechanism DIN 3120 - B25, ISO 1174
- > Automatic short-path actuation with tactile impulse and audible signal
- > Single scale with a scale graduation of 25 N·m

Technical advantage/Function:

- > Lightweight and robust (as housing is made of an aluminium alloy), very workshop-friendly
- > No inaccuracies whether used with both hands or held away from the handle (as for standard torque wrenches). Both the square drive and fulcrum are on an axis which ensures a high degree of user safety; can be extended to reduce the user's working load.
- > Extremely low wear attributable to reduced forces in a unique lever mechanism
- > Forged lever chain from our own quality forge
- > Maximum precision even when subjected to extreme continuous use
- > Long life cycles and tool lives
- > Easy operation - fast and safe torque tightening
- > Easy adjustment thanks to attractive adjusting button secured against loss at the end of the handle
- > Single- and double-square drive for controlled bi-directional tightening



8581-02



Type	█"	█	Contents	N·m	lw	a	b	c	d	e	Tube			Code	No.
EK	1	25	with 1 extension tube	600-1500	1473	40	30	932	1608	925	8564-92	25 N·m	10.8	2311267	8581-01
EK	1	25	in sheet-metal case with 1 extension tube	600-1500	1473	40	30	932	1608	925	8564-92	25 N·m	24.3	2311275	8581-02
EK	1	25	Set mm ○ 36 41 46 50 55 60 65 70 ⊗ 754-06 200 + 400 mm	600-1500	1473	40	30	932	1608	925	8564-92	25 N·m	42.4	2311283	8581-03
EKL	1	25	with 1 extension tube	600-1500	1473	40	30	932	1608	925	8564-92	25 N·m	10.8	2311291	8586-01
EKL	1	25	in sheet-metal case with 1 extension tube	600-1500	1473	40	30	932	1608	925	8564-92	25 N·m	24.3	2311305	8586-02
EKL	1	25	Set mm ○ 36 41 46 50 55 60 65 70 ⊗ 754-06 200 + 400 mm	600-1500	1473	40	30	932	1608	925	8564-92	25 N·m	42.4	2311313	8586-03

8564 E - 8569 EL TORQUE WRENCH DREMOMETER

750-2000 N·m

Use:

- > Controlled screw tightening in the range 750-2000 N·m
- > For use in almost all industrial manufacturing areas

Features:

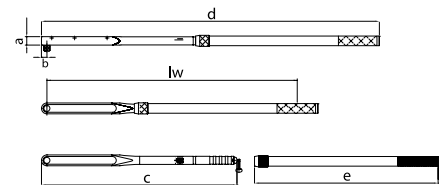
- > Classified to DIN EN ISO 6789:2003 Type II Class A, with a factory certificate. Working accuracy: +/- 3 % tolerance of scale set torque. The specification of the standard (+/- 4 %) is exceeded.
- > 1" square drive with pin-locking mechanism DIN 3120 - B25, ISO 1174
- > Automatic short-path actuation with tactile impulse and audible signal
- > Single scale with a scale graduation of 50 N·m

Technical advantage/Function:

- > Lightweight and robust (as housing is made of an aluminium alloy), very workshop-friendly
- > No inaccuracies whether used with both hands or held away from the handle (as for standard torque wrenches). Both the square drive and fulcrum are on an axis which ensures a high degree of user safety; can be extended to reduce the user's working load.
- > Extremely low wear attributable to reduced forces in a unique lever mechanism
- > Forged lever chain from our own quality forge
- > Maximum precision even when subjected to extreme continuous use
- > Long life cycles and tool lives
- > Easy operation - fast and safe torque tightening
- > Easy adjustment thanks to attractive adjusting button secured against loss at the end of the handle
- > Single- and double-square drive for controlled bi-directional tightening



8564-02



Type	█"	█	Contents	N·m	lw	a	b	c	d	e	f	Tube			Code	No.
E	1	25	with 2 extension tubes	750-2000	2213	40	30.0	932	2353	925	745	8564-92 / 8572-74	50 N·m	12.0	7695250	8564-01
E	1	25	in sheet-metal case with 2 extension tubes	750-2000	2213	40	30.0	932	2353	925	745	8564-92 / 8572-74	50 N·m	21.2	7695680	8564-02
E	1	25	Set mm ○ 36 41 46 50 55 60 65 70 ⊗ 754-06 200 + 400 mm	750-2000	2213	40	30.0	932	2353	925	745	8564-92 / 8572-74	50 N·m	42.4	7696060	8564-03
EL	1	25	with 2 extension tubes	750-2000	2213	40	30.0	932	2353	925	745	8564-92 / 8572-74	50 N·m	12.0	7695410	8569-01
EL	1	25	in sheet-metal case with 2 extension tubes	750-2000	2213	40	30.0	932	2353	925	745	8564-92 / 8572-74	50 N·m	21.4	7695840	8569-02
EL	1	25	Set mm ○ 36 41 46 50 55 60 65 70 ⊗ 754-06 200 + 400 mm	750-2000	2213	40	30.0	932	2353	925	745	8564-92 / 8572-74	50 N·m	42.4	7696140	8569-03

8572 F TORQUE WRENCH DREMOMETER

1500-3000 N·m

Use:

- > Controlled screw tightening in the range 1500-3000 N·m
- > For use in almost all industrial manufacturing areas

Features:

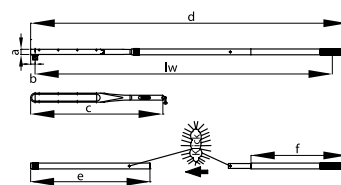
- > Classified to DIN EN ISO 6789:2003 Type II Class A, with a factory certificate. Working accuracy: +/- 3 % tolerance of scale set torque. The specification of the standard (+/- 4 %) is exceeded.
- > 1.1/2" square drive with pin-locking mechanism DIN 3121 - F 40, ISO 1174
- > Automatic short-path actuation with tactile impulse and audible signal
- > Single scale with scale graduation 50 N·m

Technical advantage/Function:

- > Lightweight and robust (as housing is made of an aluminium alloy), very workshop-friendly
- > No inaccuracies whether used with both hands or held away from the handle (as for standard torque wrenches). Both the square drive and fulcrum are on an axis which ensures a high degree of user safety; can be extended to reduce the user's working load.
- > Extremely low wear attributable to reduced forces in a unique lever mechanism
- > Forged lever chain from our own quality forge
- > Maximum precision even when subjected to extreme continuous use
- > Long life cycles and tool lives
- > Easy operation - fast and safe torque tightening
- > Easy adjustment thanks to attractive adjusting button secured against loss at the end of the handle
- > Single square drive for controlled clockwise tightening



8572-02



Type	□"	■	Contents	N·m	lw	a	b	c	d	e	f	Tube			Code	No.
F	1.1/2	40	with 2 extension tubes	1500-3000	2309	40	35.0	1037	2454	925	745	8564-92 / 8572-74	50 N·m	15.0	7717160	8572-01
F	1.1/2	40	in sheet-metal case with 2 extension tubes	1500-3000	2309	40	35.0	1037	2454	925	745	8564-92 / 8572-74	50 N·m	21.2	7717240	8572-02

TECHNICAL INFORMATION



After being used, torque wrenches should where possible be turned back to the minimum scale value. This helps to preserve the springs and ensures a longer product life cycle with high precision.

On request, all torque wrenches can be factory pre-set **-at extra charge-** When ordering, please specify the N·m value



Accessories DREMOMETER

RATCHET HEADS DREMOMETER 754

> Ratchet head no. 754 can only be used in combination with the DREMOMETER. Please note the right direction of rotation by the ratchet head when ordering. There are separate models for clockwise or counter-clockwise rotation. Ratchet head nos. 754-11 to 754-16 (counter-clockwise) can only be used with the DREMOMETER with double square drive.



754 RATCHET HEAD DREMOMETER

Use:

> Enables controlled torque tightening in combination with a DREMOMETER torque wrench (Type MINI - E)

Features:

- > Fine-pitched, sturdy ratchet head
- > With 1/4", 3/8", 1/2", 3/4" or 1" output square drive
- > Clockwise models (no. 754-00 to -06)
- > Anti-clockwise models (no. 754-11 to -16)
- > Made of chrome-vanadium steel

Scope of delivery:

- > Ratchet head
- > Single packed in poly-bag

* Max. continuous load of ratchet according to DIN EN ISO 6789:2003 and/or maximum load of cavity



□"	■"	H	∅ mm	∠°	Use	Execution	Continuous load*	kg	Code	No.
1/4	1/4	20	24	18,0	MINI, AM	clockwise	1/4" = 30 N-m	0.054	7680490	754-00
3/8	3/8	28	35	20,0	A	clockwise	3/8" = 135 N-m	0.150	7680570	754-01
1/2	1/2	36	46	7,5	B, BC, C	clockwise	1/2" = 340 N-m	0.350	7680650	754-02
3/4	3/4	56	65	10,0	CD, DS, D, DR, DX	clockwise	3/4" = 1000 N-m	1.000	7680730	754-04
1	1	62	73	10,0	E / EK	clockwise	1" = 2000 N-m	1.800	7680810	754-06
3/8	3/8	28	35	20,0	AL	counter-clockwise	3/8" = 135 N-m	0.150	7686770	754-11
1/2	1/2	36	46	7,5	BL, BCL, CL	counter-clockwise	1/2" = 340 N-m	0.350	7686850	754-12
3/4	3/4	56	65	10,0	CDL, DSL, DL, DRL, DXL	counter-clockwise	3/4" = 1000 N-m	1.000	7686930	754-14
1	1	62	73	10,0	EL / EKL	counter-clockwise	1" = 2000 N-m	1.800	7687150	754-16

8564 - 8572 EXTENSION TUBES FOR DREMOMETER E - F

Use:

- > Spare extension tube for torque wrench series DREMOMETER E - F
- > To enable high torque values by means of extending the lever arm

Features:

- > Guarantees proof connection to the

DREMOMETER

- > Ideal for extending the lever arm
- > Made from high-grade, galvanised steel

Scope of delivery:

- > Extension tube
- > Single packed in poly-bag



8571 - 8577 EXTENSION TUBES ALU FOR DREMOMETER A - CD

NEW

Use:

- > Spare extension tube for torque wrench series DREMOMETER A - CD, DR, DX
- > To enable high torque values by means of extending the lever arm

Features:

- > Guarantees proof connection to the DREMOMETER

- > Ideal for extending the lever arm
- > Made from high-grade aluminium with anodised locknut - extremely lightweight

Scope of delivery:

- > Extension tube
- > Single packed in poly-bag



Use	Execution	∣ mm ∣	kg	Code	No.
DREMOMETER E/F	extension only	745	3.550	7622020	8572-74
DREMOMETER E/EK/F	with locknut	925	3.490	7621720	8564-92

Use	∣ mm ∣	kg	Code	No.
DREMOMETER A-CD	350	0.400	2880164	8577-350
DREMOMETER A-CD	700	0.850	2880032	8577-700
DREMOMETER DR/DX	762	0.750	1686313	8571-80

DREMOMETER MINI / T-FS

753 TORQUE WRENCH DREMOMETER MINI

2.5-12 N·m / 22-106 lbf·in

Use:

- > Controlled screw tightening in the range 2.5 - 12 N·m / 22.5 - 106 lbf·in
- > For use in almost all industrial manufacturing areas

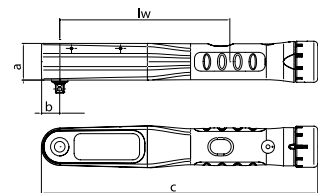
Features:

- > Classified to DIN EN ISO 6789:2003 Type II Class A, with a factory certificate. Working accuracy: +/- 3% tolerance of scale set torque. The specification of the standard (+/- 4%) is exceeded.
- > Torque wrench with 1/4" square drive with ball locking device DIN 3120 - A 6.3, similar to ISO 1174, for controlled clockwise tightening
- > Automatic short-path actuation with tactile impulse and audible signal
- > Lightweight plastic casing, made from high-grade, glass-fibre reinforced polyamide, with soft-grip handle
- > Dual scale with a scale graduation of 0.5 N·m and 5 lbf·in

- > Additional micrometre scale for setting interim values with N·m, graduations of 0.05 N·m
- > Window with a magnifying-glass effect
- > Locking button enables reliable locking of the torque setting

Scope of delivery:

- > Torque wrench type MINI
- > With certificate acc. to DIN EN ISO 6789:2003, traceable via in-house DAKKS laboratory to national standards



Type	1/4"	6.3	Contents	N·m	lbf·in	lw	a	b	c	Scale	Weight	Code	No.
MINI	1/4	6.3	in plastic box	2,5-12	22,5-106	130	28	14	211	0,5 N·m / 5 lbf·in + 0,05 N·m	0.320	1957694	753-11
MINI	1/4	6.3	in plastic cassette	2,5-12	22,5-106	130	28	14	211	0,5 N·m / 5 lbf·in + 0,05 N·m	0.628	1957708	753-12
MINI	1/4	6.3	Set mm ○ 4 5 5.5 6 7 8 9 10 ⊕ 1 2 3 ⊖ 4 5.5 6.5 ● 3 4 5 6 ● T20 T27 T30 ⊕ 754-00 ← 55 + 97 mm 2098	2,5-12	22,5-106	130	28	14	211	0,5 N·m / 5 lbf·in + 0,05 N·m	0.968	1957724	753-13
MINI	1/4	6.3	Set INCH ○ 3/16 7/32 1/4 9/32 5/16 11/32 3/8 7/16" ⊕ 1 2 3 ⊖ 4 5.5 6.5 ● 3 4 5 6 ● T20 T27 T30 ⊕ 754-00 ← 55 + 97 mm 2098	2,5-12	22,5-106	130	28	14	211	0,5 N·m / 5 lbf·in + 0,05 N·m	0.968	1957732	753-14

763 TORQUE WRENCH DREMOMETER T-FS

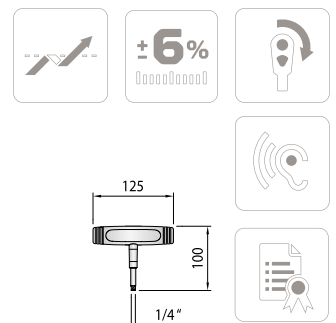
pre-set, 5-12 N·m

Use:

- > Power-saving application for torques which are usually in the range of torque screwdrivers
- > E.g. securing modules on solar power systems, tool supports etc.; wherever the torques are too large for classic torque screwdrivers

Features:

- > Torque wrench series with 8 pre-set models for serial production
- > For controlled clockwise tightening
- > Working accuracy in accordance with DIN EN ISO 6789:2003 Type II Class E (+/- 6%)
- > Lightweight and robust - housing made of a high-quality aluminium alloy
- > With certificate acc. to DIN EN ISO 6789:2003, traceable via in-house DAKKS laboratory to national standards



Special ranges are available on request

1/4"	6.3	pre-set value	Weight	Code	No.
1/4	6.3	5 N·m	0.241	1947958	763-05
1/4	6.3	6 N·m	0.241	1947966	763-06
1/4	6.3	7 N·m	0.241	1947974	763-07
1/4	6.3	8 N·m	0.241	1947990	763-08
1/4	6.3	9 N·m	0.241	1948008	763-09
1/4	6.3	10 N·m	0.241	1948016	763-10
1/4	6.3	11 N·m	0.241	1948024	763-11
1/4	6.3	12 N·m	0.241	1948032	763-12

DREMOMETER Z

TECHNICAL INFORMATION Z

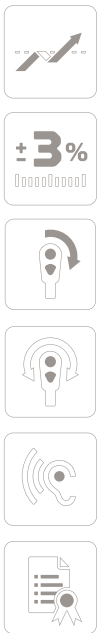
- > The large cross-section of the spigot end transfers a maximum torque. "Quick-change system" with a locking pin mechanism guarantees that work takes place flexibly and rapidly.
- > Ideal for bolted connections in cramped and hard-to-access locations. Depending on how the torque wrench is used, it is possible to work both in the forward direction and also to the side. For anti-clockwise tightening, simply turn the torque wrench through 180°



8460 Z - 8471 Z TORQUE WRENCH DREMOMETER Z WITH QUICK-FITTING CHANGE

8-1000 N·m / 70 lbf·in - 730 lbf·ft

- > Classified to DIN EN ISO 6789:2003 Type II Class A, with a factory certificate. Working accuracy: +/- 3 % tolerance of scale set torque. The specification of the standard (+/- 4 %) is exceeded.
- > Lightweight yet robust (as the housing is made of an aluminium alloy) and resilient, very workshop-friendly
- > Depending on the application, access is possible from the front (e.g. open-end fitting) or side (e.g. reversible ratchet and socket)
- > Force to be applied in the middle of the handgrip only - do not use an extension tube as otherwise, inaccuracies can evolve (except for model DXZ where the DREMOMETER has been calibrated and adjusted using the extension tube)
- > Operation only with end fittings with standardised depth gauges, otherwise inaccuracies can arise. Keep the depth gauges on the certificate in mind. Only use original GEDORE accessories.
- > Large drive cross-section transfers maximum torques
- > Extremely low wear attributable to reduced forces in the lever mechanism
- > Forged lever chain from our own quality forge
- > Maximum precision even when subjected to extreme continuous use
- > Long life cycles and tool lives
- > Easy operation - fast and safe torque tightening
- > Easy adjustment thanks to attractive adjusting button secured against loss at the end of the handle
- > With certificate acc. to DIN EN ISO 6789, traceable via in-house DAKKS laboratory to national standards



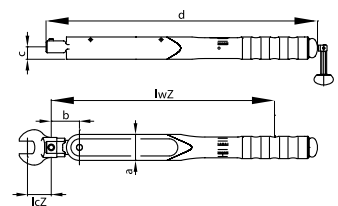
AZ



DXZ



CZ



Type	Ø	N·m	lbf·in	lbf·ft		lwZ	lcZ	a	b	c	d		Code	No.
AZ	16	8-40	70-350	—	5 N·m / 50 lbf·in	300.0	32	35	38	16.5	366	1.000	7703610	8460-01
BZ	16	25-120	—	18-90	5 N·m / 5 lbf·ft	411.5	32	35	38	16.5	489	1.450	7704260	8461-01
CZ	16	80-400	—	60-300	5 N·m / 5 lbf·ft	567.0	32	35	38	16.5	645	2.000	7704340	8462-01
DZ	22	140-620	—	100-450	10 N·m / 10 lbf·ft	767.5	56	45	49	17.5	846	3.000	7703020	8463-10
DXZ	28	520-1000	—	380-730	10 N·m / 10 lbf·ft	1,221.0	75	45	57	17.5	1319	5.500	1251341	8471-01

DREMOMETER SE



TECHNICAL INFORMATION QUICK-FITTING CHANGE

› Quick-change system with pin locking guarantees flexible and swift working methods. Ideal for installations in confined and poorly accessible spaces. Depending on the application for the DREMOMETER SE, access is possible from the front and side.



On request, all torque wrenches can be factory pre-set **-at extra charge-**. When ordering, please specify the N-m value.



8480 SE - 8482 SE TORQUE WRENCH DREMOMETER SE WITH QUICK-FITTING CHANGE

8-400 N·m / 70 lbf·in - 300 lbf·ft

- › Classified to DIN EN ISO 6789:2003 Type II Class A, with a factory certificate. Working accuracy: +/- 3% tolerance of scale set torque. The specification of the standard (+/- 4%) is exceeded.
- › Lightweight yet robust (as the housing is made of an aluminium alloy) and resilient, very workshop-friendly
- › Drive offers extensive range of accessories
- › Depending on the application, access is possible from the front (e.g. rectangular open-end fitting) or side (e.g. reversible ratchet and socket)
- › Force to be applied in the middle of the handgrip only - do not use an extension tube as otherwise, inaccuracies can arise
- › Operation only with end fittings otherwise inaccuracies can arise. Keep the depth gauges on the certificate in mind. Only use original GEDORE accessories.
- › Extremely low wear attributable to reduced forces in the lever mechanism

- › Forged lever chain from our own quality forge
- › Maximum precision even when subjected to extreme continuous use
- › Long life cycles and tool lives
- › Easy operation - fast and safe torque tightening
- › Easy adjustment thanks to attractive adjusting button secured against loss at the end of the handle
- › With certificate acc. to DIN EN ISO 6789, traceable via in-house DAKKS laboratory to national standards



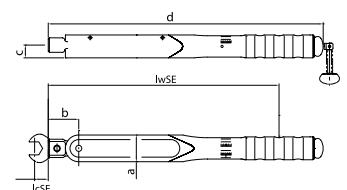
A-SE



B-SE



C-SE



Type	mm	N-m	lbf·in	lbf·ft	mm	lwSE	lcSE	a	b	c	d	kg	Code	No.
A-SE	9 x 12	8-40	70-350	-	5 N-m / 50 lbf·in	302.0	17.5	35	40	16.5	361	0.950	7714060	8480-01
B-SE	9 x 12	25-120	-	18-90	5 N-m / 5 lbf·ft	413.5	17.5	35	40	16.5	484	1.250	7714140	8481-01
C-SE	14 x 18	80-400	-	60-300	5 N-m / 5 lbf·ft	582.0	25.0	35	53	16.5	653	1.700	7714220	8482-01

DREMOMETER A+S

7554 AM A+S - 7572 F A+S TORQUE WRENCH DREMOMETER A+S

with pre-set value locking and safety device (A+S)

Technical advantage/function:

- > **Pre-set value locking and safety device (A+S) eliminates the possibility of unintentional or manipulated adjustment**, thereby representing more process reliability of the user
- > Classified to DIN EN ISO 6789:2003 Type II Class A, with a factory certificate. Working accuracy: +/- 3 % tolerance of scale set torque. The specification of the standard (+/- 4 %) is exceeded.
- > Lightweight and robust (as housing is made of an aluminium alloy), very workshop-friendly
- > No inaccuracies whether used with both hands or held away from the handle (as for standard torque wrenches). Both the square drive and fulcrum are on an axis which ensures a high degree of user safety; can be extended to reduce the user's working load.
- > Extremely low wear attributable to reduced forces in a unique lever mechanism
- > Forged lever chain from our own quality forge
- > Maximum precision even when subjected to extreme continuous use
- > Long life cycles and tool lives
- > Easy operation - fast and safe torque tightening
- > Single- and double-square drive for controlled bi-directional tightening

Use:

- > Controlled screw tightening in the range 6 - 3000 N-m
- > For use in almost all industrial manufacturing areas

Features:

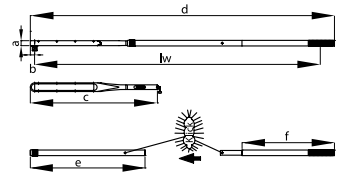
- > With certificate acc. to DIN EN ISO 6789, traceable via in-house DAKKS laboratory to national standards
- > Automatic short-path actuation with tactile impulse and audible signal
- > Dual scale with corresponding scale graduation (see table)
- > Type B, BC, C with push-button release
- > **Pre-set DREMOMETER for serial production wherever the same value always needs to be applied**
- > **The pre-setting can be made at the factory or by the user on suitable torque testers**
- > **If ordering, please specify the N-m value - if a fixed factory pre-setting is desired (price on request)**



A



B



Type	█"	█	N-m	lbf-in	lbf-ft		lw	a	b	c	d	e	f		Code	No.
AM A+S	1/4	6.3	6-30	50-270	–	1 N-m / 10 lbf-in	206.0	30	15.0	256.0	–	–	–	0.580	1210891	7554-01
AML A+S	1/4	6.3	6-30	50-270	–	1 N-m / 10 lbf-in	206.0	30	15.0	256.0	–	–	–	0.580	1210904	7559-01
A A+S	3/8	10.0	8-40	70-350	–	5 N-m / 50 lbf-in	262.0	30	17.5	326.5	–	–	–	1.000	7708920	7560-01
AL A+S	3/8	10.0	8-40	70-350	–	5 N-m / 50 lbf-in	262.0	30	17.5	326.5	–	–	–	1.000	1210939	7565-01
B A+S	1/2	12.5	25-120	–	18-90	5 N-m / 5 lbf-ft	373.0	30	17.5	450.0	–	–	–	1.500	7709060	7561-01
BL A+S	1/2	12.5	25-120	–	18-90	5 N-m / 5 lbf-ft	373.0	30	17.5	450.0	–	–	–	1.500	1210947	7566-01
BC A+S	1/2	12.5	40-200	–	30-150	5 N-m / 5 lbf-ft	463.0	30	17.5	539.0	–	–	–	1.400	1211013	7573-00
BCL A+S	1/2	12.5	40-200	–	30-150	5 N-m / 5 lbf-ft	463.0	30	17.5	539.0	–	–	–	1.300	1427113	7578-00
CA A+S	1/2	12.5	60-300	–	45-220	5 N-m / 5 lbf-ft	529.0	30	17.5	605.0	–	–	–	2.000	7709650	7562-10
CLA A+S	1/2	12.5	60-300	–	45-220	5 N-m / 5 lbf-ft	529.0	30	17.5	605.0	–	–	–	2.000	1210955	7567-10
CD A+S	3/4	20.0	80-360	–	60-260	5 N-m / 5 lbf-ft	624.0	30	22.5	705.5	–	–	–	2.400	1210998	7570-10
CDL A+S	3/4	20.0	80-360	–	60-260	5 N-m / 5 lbf-ft	624.0	30	22.5	705.5	–	–	–	2.400	1211021	7575-10
DSA A+S	3/4	20.0	110-550	–	80-400	10 N-m / 10 lbf-ft	719.0	35	22.5	800.0	–	–	–	2.900	1427164	7574-10
DSL A+S	3/4	20.0	110-550	–	80-400	10 N-m / 10 lbf-ft	719.0	35	22.5	800.0	–	–	–	2.900	1427148	7579-10
DA A+S	3/4	20.0	155-760	–	115-560	10 N-m / 10 lbf-ft	719.0	35	22.5	800.0	–	–	–	3.200	1210921	7563-10
DL A+S	3/4	20.0	155-760	–	115-560	10 N-m / 10 lbf-ft	719.0	35	22.5	800.0	–	–	–	3.200	1210971	7568-10
DRA A+S	3/4	20.0	155-760	–	115-560	10 N-m / 10 lbf-ft	1,290.5	35	22.5	800.0	1403	762	–	5.000	1210912	7563-01
DRL A+S	3/4	20.0	155-760	–	115-560	10 N-m / 10 lbf-ft	1,290.5	35	22.5	800.0	1403	762	–	5.000	1210963	7568-01
DX A+S	3/4	20.0	520-1000	–	380-730	10 N-m / 10 lbf-ft	1,290.5	35	22.5	800.0	1403	762	–	5.600	1211005	7571-01
DXL A+S	3/4	20.0	520-1000	–	380-730	10 N-m / 10 lbf-ft	1,290.5	35	22.5	800.0	1403	762	–	5.600	1211048	7576-01
EKA A+S	1	25.0	600-1500	–	–	25 N-m	1,473.0	40	30.0	920.0	1608	925	–	10.800	2311321	7581-01
EKL A+S	1	25.0	600-1500	–	–	25 N-m	1,473.0	40	30.0	920.0	1608	925	–	10.800	2311348	7586-01
EA A+S	1	25.0	750-2000	–	–	50 N-m	2,213.0	40	30.0	920.0	2353	925	745	11.600	1547232	7564-01
ELA A+S	1	25.0	750-2000	–	–	50 N-m	2,213.0	40	30.0	920.0	2353	925	745	11.600	1547240	7569-01
FA A+S	1.1/2	40.0	1500-3000	–	–	50 N-m	2,309.0	40	35.0	1,025.0	2454	925	745	13.200	1547259	7572-01

7460 Z - 7471 Z

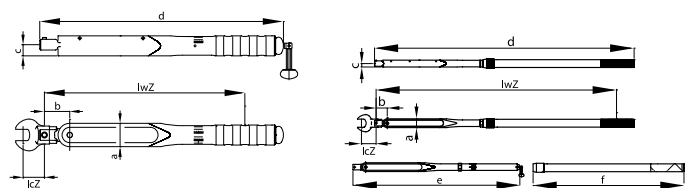
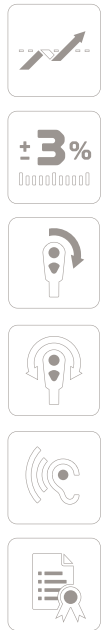
TORQUE WRENCH DREMOMETER Z A+S

with pre-set value locking and safety device (A+S)

Technical advantage/function:

- > **Pre-set value locking and safety device (A+S) eliminates the possibility of unintentional or manipulated adjustment**, thereby representing more process reliability of the user
- > Classified to DIN EN ISO 6789:2003 Type II Class A, with a factory certificate. Working accuracy: +/- 3 % tolerance of scale set torque. The specification of the standard (+/- 4 %) is exceeded.
- > Lightweight yet robust (as the housing is made of an aluminium alloy) and resilient, very workshop-friendly
- > Depending on the application, access is possible from the front (e.g. open-end fitting) or side (e.g. reversible ratchet and socket)
- > Force to be applied in the middle of the handgrip only - do not use an extension tube as otherwise, inaccuracies can evolve (except for model DXZ where the DREMOMETER has been calibrated and adjusted using the extension tube)
- > Operation only with end fittings with standardised depth gauges, otherwise inaccuracies can arise. Keep the depth gauges on the certificate in mind. Only use original GEDORE accessories.
- > Large drive cross-section transfers maximum torques
- > Extremely low wear attributable to reduced forces in the lever mechanism

- > Forged lever chain from our own quality forge
- > Maximum precision even when subjected to extreme continuous use
- > Long life cycles and tool lives
- > Easy operation - fast and safe torque tightening
- > Easy adjustment thanks to attractive adjusting button secured against loss at the end of the handle
- > With certificate acc. to DIN EN ISO 6789, traceable via in-house DAkkS laboratory to national standards
- > **Pre-set DREMOMETER for serial production wherever the same value always needs to be applied**
- > **The pre-setting can be made at the factory or by the user on suitable torque testers**
- > **If ordering, please specify the N-m value - if a fixed factory pre-setting is desired (price on request)**



Type	∅	N-m	lbf-in	lbf-ft		lwZ	lcZ	a	b	c	d		Code	No.
AZ A+S	16	8-40	70-350	–	5 N-m / 50 lbf-in	300.0	32	35	38	16.5	354.0	1.000	1427067	7460-01
BZ A+S	16	25-120	–	18-90	5 N-m / 5 lbf-ft	411.5	32	35	38	16.5	477.5	1.450	1427075	7461-01
CZ A+S	16	80-400	–	60-300	5 N-m / 5 lbf-ft	567.0	32	35	38	16.5	633.0	2.000	1225669	7462-01
DZ A+S	22	140-620	–	105-450	10 N-m / 10 lbf-ft	767.5	56	45	49	17.5	834.5	3.000	1427083	7463-10
DXZ A+S	28	520-1000	–	380-730	10 N-m / 10 lbf-ft	1,221.0	75	45	57	17.5	1,319.0	5.500	1521977	7471-01

8791 - 8798

>317 - 321

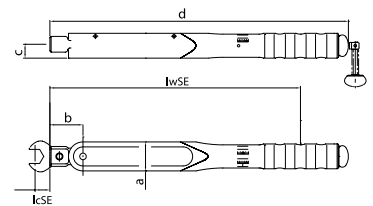


7480 SE - 7482 SE TORQUE WRENCH DREMOMETER SE A+S

with pre-set value locking and safety device (A+S)

Technical advantage/function:

- > **Pre-set value locking and safety device (A+S) eliminates the possibility of unintentional or manipulated adjustment**, thereby representing more process reliability of the user
- > Classified to DIN EN ISO 6789:2003 Type II Class A, with a factory certificate. Working accuracy: +/- 3% tolerance of scale set torque. The specification of the standard (+/- 4%) is exceeded.
- > Lightweight yet robust (as the housing is made of an aluminium alloy) and resilient, very workshop-friendly
- > Drive offers extensive range of accessories
- > Depending on the application, access is possible from the front (e.g. rectangular open-end fitting) or side (e.g. reversible ratchet and socket)
- > Force to be applied in the middle of the handgrip only - do not use an extension tube as otherwise, inaccuracies can arise
- > Operation only with end fittings otherwise inaccuracies can arise. Keep the depth gauges on the certificate in mind. Only use original GEDORE accessories.
- > Extremely low wear attributable to reduced forces in the lever mechanism
- > Forged lever chain from our own quality forge
- > Maximum precision even when subjected to extreme continuous use
- > Long life cycles and tool lives
- > Easy operation - fast and safe torque tightening
- > Easy adjustment thanks to attractive adjusting button secured against loss at the end of the handle
- > With certificate acc. to DIN EN ISO 6789, traceable via in-house DAKkS laboratory to national standards
- > **Pre-set DREMOMETER for serial production wherever the same value always needs to be applied**
- > **The pre-setting can be made at the factory or by the user on suitable torque testers**
- > **If ordering, please specify the N-m value - if a fixed factory pre-setting is desired (price on request)**



Type	□mm	N-m	lbf-in	lbf-ft	📏	lwSE	lcSE	a	b	c	d	↻kg	Code	No.
A-SE A+S	9 x 12	8-40	70-350	–	5 N-m / 50 lbf-in	302.0	17.5	35	40	16.5	350	0.950	1427059	7480-01
B-SE A+S	9 x 12	25-120	–	18-90	5 N-m / 5 lbf-ft	413.5	17.5	35	40	16.5	474	1.250	1427091	7481-01
C-SE A+S	14 x 18	80-400	–	60-300	5 N-m / 5 lbf-ft	582.0	25.0	35	53	16.5	642	1.700	1427105	7482-01

7112 - 7918

> 322 - 326




DREMASTER® DMK

Robust torque wrench with square drive and integrated ratchet-head function for controlled bi-directional tightening and interchangeable mushroom head with push-button release.


+ **Zinc-plated ratchet head**
All 1/2" square drives of the DREMASTER® DMK-series have a black plastic cap - also referred to as a mushroom head. This mushroom head prevents an unintentional pulling out of the whole square drive when changing the nut socket.


+ **Automatic actuation**
The DREMASTER® DMK actuates with a clear tactile impulse and audible signal and is immediately ready for operation again.




+ **Robust steel tube**
With high corrosion protection, chrome-plated, satin powder-coated.

+ **± 3%**
Classified to DIN EN ISO 6789:2003 Type II Class A, with a factory certificate allowing for operations to be traced back. Calibrated to a permitted +/- 3 % deviation and better. The specifications of the standard (+/- 4 %) are exceeded.



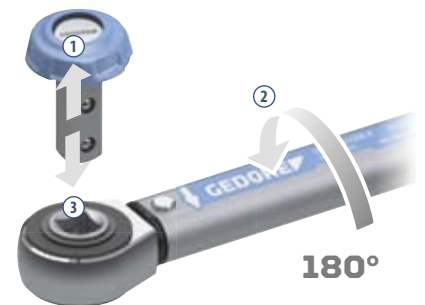


 **Technical information**
Anti-loss attachment



Function

In order to change the turning direction of the DREMASTER® DMK:
Press on the push-button with your thumb and take out the mushroom head, turn the wrench and re-insert the square drive.



All the benefits at a single glance

- > Additional protection of the serial number
- > Dual scale (main unit with vernier)
- > Concealed setting drill hole
- > Change-over switch for selecting the unit
- > Engaging adjusting button with locking reference (lock symbol)
- > At all times only one unit in the viewing area (N-m or lbf-ft)
- > Rapid adjustment provision using a separate hexagon allen key
- > Controlled safety via in-house DAKkS test laboratory
- > Mushroom head with release button
- > Plastic grip with a user aid

GEDORE Werkzeugfabrik
84646 Kitzbühel
Technische Straße 100
0800-700000 - GEDORE

Vertrieb DEUTSCHLAND
Tel: +49 (0) 212 124-1000
Fax: +49 (0) 212 124-9999
www.gedore.com

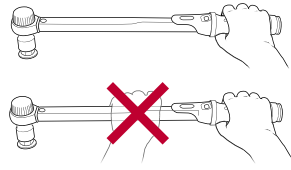
Sales INTERNATIONAL
Tel: +49 (0) 212 124-1000
Fax: +49 (0) 212 124-9911
www.gedore.com

GEDORE
Werkzeuge für jeden Einsatz


Kalibrier - Zertifikat / Calibration Certificate

Werte / Values	Einheit / Unit	Abweichung / Deviation	Ursache / Cause
0	Nm	± 0,15 %	0,15 %
10	Nm	± 0,15 %	0,15 %
20	Nm	± 0,15 %	0,15 %
30	Nm	± 0,15 %	0,15 %
40	Nm	± 0,15 %	0,15 %
50	Nm	± 0,15 %	0,15 %
60	Nm	± 0,15 %	0,15 %
70	Nm	± 0,15 %	0,15 %
80	Nm	± 0,15 %	0,15 %
90	Nm	± 0,15 %	0,15 %
100	Nm	± 0,15 %	0,15 %
110	Nm	± 0,15 %	0,15 %
120	Nm	± 0,15 %	0,15 %
130	Nm	± 0,15 %	0,15 %
140	Nm	± 0,15 %	0,15 %
150	Nm	± 0,15 %	0,15 %
160	Nm	± 0,15 %	0,15 %
170	Nm	± 0,15 %	0,15 %
180	Nm	± 0,15 %	0,15 %
190	Nm	± 0,15 %	0,15 %
200	Nm	± 0,15 %	0,15 %

+ **Additional protection of the serial number**
Concealed setting drill hole = secured adjusting/ setting system Serial number on the wrench and on the certificate for unambiguous product identification, traceable via in-house DAKKS laboratory to national standards



+ **Handgrip with user aid**
Grey plastic handgrip, new ergonomically enhanced shape, with an indentation in the middle of the handgrip. User aid and reference points for calibration.



Nonius
Model-dependent intervals of 1 or 0.5 N-m allow very accurate settings.



Lighthouse and reliable
Locking button enables reliable locking of the torque setting. "Torque adjustable" reference by means of opened lock symbol. Provision for rapid setting from the separate hexagon allen key fixture.

+ **Dual scale with main and alternative unit (N-m/lbf-ft).**
Main unit N-m with vernier. At all times only one unit in the viewing area = avoids any reading errors. Change-over switch next to the scale for straightforward unit selection.



DREMASTER® DMUK

Torque wrench with square drive and integrated ratchet-function for controlled clockwise tightening



+ **Robust tubular steel**
With high corrosion protection, satin powder-coated, with zinc-plated ratchet head

+ With 1/2" square drive and integrated lever-change reversible ratchet function for controlled clockwise tightening

Switch the lever of the reversible ratchet to correspond with the desired direction, clockwise or anti-clockwise.



DMK 1/2" - 3/4" 20-850 N-m



DMUK 1/2" 20-300 N-m



DMZ 16 22 20-850 N-m



DMSE 9x12 14x18 20-400 N-m

DMK TORQUE WRENCH DREMASTER® K

20-850 N·m

Use:

- > Controlled screw tightening in the most common range of 20 - 850 N·m / 15 - 630 lbf·ft (guide for screws M7-10.9 to M24-8.8, M30-5.6)
- > Adjustable, releasing and sturdy tubular torque wrench with integrated ratchet and with square drive for industry and the trades

Features:

- > Classified to DIN EN ISO 6789:2003 Type II Class A, with a factory certificate allowing for operations to be traced back. Calibrated to a permitted +/- 3 % deviation and better. The specifications of the standard (+/- 4 %) are exceeded.
- > For controlled bi-directional tightening. DMUK only for controlled clockwise-tightening
- > Models DMK: 1/2" mushroom head interchangeable square with push-button releasing and a ball-locking mechanism. From Model No. DMK 400 with 3/4" push-through square and a pin-locking mechanism

- > Sturdy, varnished tubular steel construction, with zinc-plated ratchet head and top-grade plastic parts
- > Ergonomically shaped plastic grip with calibration aid
- > Change-over between N·m main scale and lbf·ft ancillary scale to avoid reading errors when setting the torque wanted
- > With micrometre scale for main N·m scale for setting interim values
- > Release system triggers a tactile and audible signal
- > Ergonomic system for torque adjustment with reference symbol
- > Provision for rapid setting with hexagon allen key, not included
- > Secured adjusting/setting system



"	■	N·m	lbf·ft	Scale	Scale ring	L	lw	c	h	b	Weight	Code	No.
1/2	12.5	20-100	15-75	5 N·m	0,5 N·m	423.5	329.2	35	38.5	44	1.250	2641232	DMK 100
1/2	12.5	40-200	30-150	10 N·m	1 N·m	514.5	420.2	35	38.5	44	1.400	2641240	DMK 200
1/2	12.5	60-300	45-220	10 N·m	1 N·m	606.4	511.1	35	38.5	46	1.431	2641259	DMK 300
3/4	20.0	80-400	60-300	10 N·m	1 N·m	714.8	608.9	46	38.0	67	2.488	2641267	DMK 400
3/4	20.0	110-550	80-405	10 N·m	1 N·m	953.2	846.4	52	38.0	69	3.940	2641275	DMK 550
3/4	20.0	150-750	110-550	10 N·m	1 N·m	1,228.2	1,121.4	327	38.0	69	5.020	2641283	DMK 750
3/4	20.0	250-850	185-630	10 N·m	1 N·m	1,375.2	1,268.4	474	38.0	69	5.325	2641291	DMK 850

GDMK TORQUE WRENCH SET DREMASTER® K

- > The DREMASTER® DMK as a practical tool set
- > Most-widely-used tools in a robust sheet-metal case
- > Clearly organised - everything always easily accessible
- > With foam-material inlay modules (on request, these can be customised or extended individually)



"	■	N·m	lbf·ft	Contents	Weight	Code	No.
1/2	12.5	20-100	15-75	No. DMK 100 in sheet-metal case 10 13 17 19 24 125 mm and 1/2" square drive	4.4	2641593	GDMK 100
1/2	12.5	40-200	30-150	No. DMK 200 in sheet-metal case 10 13 17 19 24 125 mm and 1/2" square drive	5.7	2641607	GDMK 200
1/2	12.5	60-300	45-220	No. DMK 300 in sheet-metal case 17 19 24 27 125 mm and 1/2" square drive	5.8	2641615	GDMK 300
3/4	20.0	80-400	60-300	No. DMK 400 in sheet-metal case 18 19 24 27 200 mm and 3/4" square drive	6.5	2641623	GDMK 400

DMUK TORQUE WRENCH DREMASTER® UK

20-300 N·m / 15-220 lbf·ft

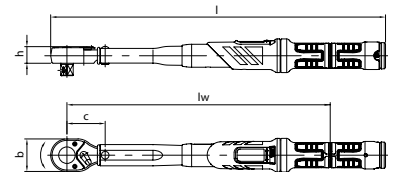
Use:

- > Controlled screw tightening in the most common range of 20 - 300 N·m / 15 - 220 lbf·ft (guide for screws M7-10.9 to M24-8.8, M30-5.6)
- > Adjustable, releasing and sturdy tubular torque wrench with integrated ratchet and with square drive for industry and the trades

Features:

- > Classified to DIN EN ISO 6789:2003 Type II Class A, with a factory certificate. Working accuracy: +/- 3 % tolerance of scale set torque. The specification of the standard (+/- 4 %) is exceeded.
- > For controlled clockwise tightening
- > Models DMUK: With 1/2" reversible ratchet
- > Sturdy, varnished tubular steel construction, with zinc-plated ratchet head and top-grade plastic parts
- > Ergonomically shaped plastic grip with calibration aid

- > Change-over between N·m main scale and lbf·ft ancillary scale to avoid reading errors when setting the torque wanted
- > With micrometre scale for main N·m scale for setting interim values
- > Release system triggers a tactile and audible signal
- > Ergonomic system for torque adjustment with reference symbol
- > Provision for rapid setting with hexagon allen key, not included
- > Secured adjusting/setting system

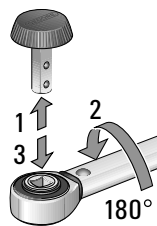


"	■	N·m	lbf·ft	Scale ring	L	lw	c	h	b	kg	Code	No.	
1/2	12.5	20-100	15-75	5 N·m	0,5 N·m	437.7	344.2	50	22.0	42.5	1.232	2641305	DMUK 100
1/2	12.5	40-200	30-150	10 N·m	1 N·m	529.7	435.2	50	22.0	42.5	1.400	2641313	DMUK 200
1/2	12.5	60-300	45-220	10 N·m	1 N·m	619.6	526.1	50	22.0	42.5	1.623	2641348	DMUK 300

FUNCTION

In order to change the turning direction of the TORCOFIX K:

- > Press on the protruding square drive with your thumb and take out the mushroom head, turn the wrench and re-insert the square drive.



DMKPK MUSHROOM HEAD DREMASTER® DMK

- > With 1/2" output square drive with ball locking device and release button
- > Made of chrome-vanadium steel, zinc-plated
- > With blue mushroom head made of polypropylene



3294 COUPLER 3/4"

- > Acc. to DIN 3122, ISO 3315
- > For hand-operated sockets with square drive as per DIN 3120, ISO 1174, with locking pin
- > Chrome-vanadium steel, chrome-plated



"	■	↳ mm ↳	kg	Code	No.	"	□	kg	Code	No.
3/4	20	51.5	0.133	6279090	3294	1/2	12.5	0.064	2551829	DMKPK 7

DMZ TORQUE WRENCH DREMASTER® Z

20-850 N·m / 15-630 lbf·ft

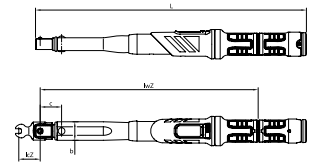
Use:

- > Controlled screw tightening in the most common range of 20 - 850 N·m / 15 - 630 lbf·ft (guide for screws M7-10.9 to M24-8.8, M30-5.6)
- > Adjustable, releasing and sturdy tubular torque wrench with spigot end for industry and the trades

Features:

- > Classified to DIN EN ISO 6789:2003 Type II Class A, with a factory certificate allowing for operations to be traced back. Calibrated to a permitted +/- 3 % deviation and better. The specifications of the standard (+/- 4 %) are exceeded.
- > For controlled bi-directional tightening
- > Sturdy, varnished tubular steel construction, with phosphated spigot end (Ø 16 mm or Ø 22 mm) and high-grade plastic parts
- > Ergonomically shaped plastic grip with calibration aid
- > Change-over between N·m main scale and lbf·ft ancillary scale to avoid reading errors when setting the torque wanted.

- > With micrometre scale for main N·m scale for setting interim values
- > Release system triggers a tactile and audible signal
- > Ergonomic system for torque adjustment with reference symbol
- > Provision for rapid setting with hexagon allen key, not included
- > Secured adjusting/setting system
- > Factory depth gauge: 32 mm (Ø 16 mm) or 56 mm (Ø 22 mm)
- > Operation only with end fittings with standardised depth gauge - otherwise inaccuracies may arise.
- > Depending on the application, access is possible from the front (e.g. open-end fitting) or side (e.g. reversible ratchet and socket)



Ø	N·m	lbf·ft		Scale ring	L	lwZ	lcZ	b	c		Code	No.
16	20-100	15-75	5 N·m	0,5 N·m	405.5	326.2	32	27.5	32	0.998	2641518	DMZ 100
16	40-200	30-150	10 N·m	1 N·m	496.5	417.2	32	27.5	32	1.100	2641526	DMZ 200
16	60-300	45-220	10 N·m	1 N·m	587.4	508.1	32	27.5	32	1.300	2641534	DMZ 300
16	80-400	60-300	10 N·m	1 N·m	677.2	597.9	32	35.0	32	1.790	2641542	DMZ 400
22	110-550	80-405	10 N·m	1 N·m	912.7	831.4	56	36.5	37	3.280	2641550	DMZ 550
22	150-750	110-550	10 N·m	1 N·m	1,193.7	1,121.7	56	38.5	318	4.380	2641569	DMZ 750
22	250-850	185-630	10 N·m	1 N·m	1,340.7	1,259.4	56	38.5	465	5.000	2641577	DMZ 850

GDMZ TORQUE WRENCH SET DREMASTER® Z

- > The DREMASTER® DMZ as a practical tool set
- > Most-widely-used tools in a robust sheet-metal case
- > Clearly organised - everything always easily accessible
- > With foam-material inlay modules (on request, these can be customised or extended individually)



Ø	N·m	lbf·ft	Contents		Code	No.
16	20-100	15-75	No. DMZ 100 in sheet-metal case 17 19 24 17 19 24 and 1/2" ratchet head	4.5	2641704	GDMZ 100
16	40-200	30-150	No. DMZ 200 in sheet-metal case 17 19 24 17 19 24 and 1/2" ratchet head	5.8	2641712	GDMZ 200
16	60-300	45-220	No. DMZ 300 in sheet-metal case 24 27 30 32 24 27 and 1/2" ratchet head	6.5	2641720	GDMZ 300
16	80-400	60-300	No. DMZ 400 in sheet-metal case 24 27 30 32 24 27 and 1/2" ratchet head	7.4	2641739	GDMZ 400

DMSE TORQUE WRENCH DREMASTER® SE

20-400 N·m / 15-300 lbf·ft

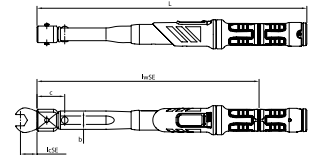
Use:

- > Controlled screw tightening in the most common range of 20 - 400 N-m / 15 - 300 lbf-ft (guide for screws M7-10.9 to M20-6.9)
- > Adjustable, releasing and sturdy tubular torque wrench with rectangular cavity for industry and the trades

Features:

- > Classified to DIN EN ISO 6789:2003 Type II Class A, with a factory certificate allowing for operations to be traced back. Calibrated to a permitted +/- 3 % deviation and better. The specifications of the standard (+/- 4 %) are exceeded.
- > For controlled bi-directional tightening
- > Sturdy, varnished tubular steel construction, with zinc-plated rectangular cavity (9x12 mm or 14x18mm) and high-grade plastic parts
- > Ergonomically shaped plastic grip with calibration aid
- > Change-over between N-m main scale and lbf-ft ancillary scale to avoid reading errors when setting the torque wanted.

- > With micrometre scale for main N-m scale for setting interim values
- > Release system triggers a tactile and audible signal
- > Ergonomic system for torque adjustment with reference symbol
- > Provision for rapid setting with hexagon allen key, not included
- > Secured adjusting/setting system
- > Factory depth gauge: 17.5 mm (9x12 mm) or 25 mm (14x18 mm)
- > Operation only with end fittings with standardised depth gauges, otherwise inaccuracies can arise
- > Depending on the application, access is possible from the front (e.g. open-end fitting) or side (e.g. reversible ratchet and socket)



mm	N-m	lbf-ft	Scale ring	Scale ring	L	lWSE	lCSE	b	c	kg	Code	No.
9 x 12	20-100	15-75	5 N-m	0,5 N-m	398.5	326.2	17.5	27.5	32	1.000	2641445	DMSE 100
9 x 12	30-150	22-110	10 N-m	1 N-m	489.5	417.2	17.5	27.5	32	1.160	2641453	DMSE 150
14 x 18	40-200	30-150	10 N-m	1 N-m	499.5	427.2	25.0	27.5	42	1.250	2641461	DMSE 200
14 x 18	60-300	45-220	10 N-m	1 N-m	590.4	518.1	25.0	27.5	42	1.400	2641488	DMSE 300
14 x 18	80-400	60-300	10 N-m	1 N-m	677.2	604.9	25.0	33.0	42	2.000	2641496	DMSE 400

GDMSE TORQUE WRENCH SET DREMASTER® SE

- > The DREMASTER® DMSE as a practical tool set
- > Most-widely-used tools in a robust sheet-metal case
- > Clearly organised - everything always easily accessible
- > With foam-material inlay modules (on request, these can be customised or extended individually)



mm	N-m	lbf-ft	Contents	kg	Code	No.
9 x 12	20-100	15-75	No. DMSE 100 in sheet-metal case 13 17 19 and 1/2" ratchet head	3.9	2641658	GDMSE 100
9 x 12	30-150	22-110	No. DMSE 150 in sheet-metal case 13 17 19 and 1/2" ratchet head	5.6	2643731	GDMSE 150
14 x 18	40-200	30-150	No. DMSE 200 in sheet-metal case 17 19 24 and 1/2" ratchet head	6.3	2641666	GDMSE 200
14 x 18	60-300	45-220	No. DMSE 300 in sheet-metal case 24 30 32 and 1/2" ratchet head	6.5	2641674	GDMSE 300
14 x 18	80-400	60-300	No. DMSE 400 in sheet-metal case 24 30 32 and 1/2" ratchet head	7.0	2641690	GDMSE 400

TORCOFIX K

Robust torque wrench with square drive and integrated ratchet-head function for controlled bi-directional tightening.



+ Classified to DIN EN ISO 6789:2003 Type II Class A, with a factory certificate allowing for operations to be traced back. Calibrated to a permitted +/- 3 % deviation and better. The specifications of the standard (+/- 4 %) are exceeded.

Serial number on the wrench and on the certificate for unambiguous product identification, traceable via in-house DAKkS laboratory to national standards



+ **Chrome-plated ratchet head**
All 1/4" - 1/2" square drives of the TORCOFIX K-series with mushroom head. This mushroom head prevents an unintentional pulling out of the whole square drive when changing the nut socket.



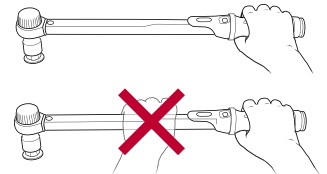
+ **Automatic actuation**
The TORCOFIX actuates with a clear tactile impulse and audible signal and is immediately ready for operation again.

Robust steel tube
With high corrosion protection, chrome-plated, silk-metal.

+ **Micrometre scale**
Optimised shape, stable scale frame with red-shaded micrometre scale ring. Model-dependent intervals of 0.025, 0.1, 0.25, 0.5 or 1 N-m allow very accurate settings.

+ **Lighweight and reliable**
Locking button enables reliable locking of the torque setting.

+ **Handgrip with a user aid**
Black plastic handgrip, new ergonomically enhanced shape, with an indentation in the middle of the handgrip. User aid and reference points for calibration.



K 1/4 - 3/8 1 - 850 N-m



Z 16 22 2 - 850 N-m



SE 9x12 14x18 2 - 400 N-m

4549 - 4550 - 4551 TORQUE WRENCH TORCOFIX K

1-850 N·m / 0.75-630 lbf·ft

Use:

- > Controlled screw tightening in the most widely used range of 1 - 850 N·m / 0.75 - 630 lbf·ft (guide for screws M3-6.9 to M24-8.8, M30-5.6)
- > Adjustable, releasing and sturdy tubular torque wrench with integrated ratchet and with square drive for industry and the trades

Features:

- > Classified to DIN EN ISO 6789:2003 Type II Class A, with a factory certificate. Working accuracy: +/- 3 % tolerance of scale set torque. The specification of the standard (+/- 4 %) is exceeded.
- > For controlled bi-directional tightening

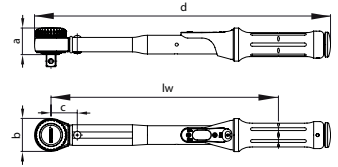
- > 1/4", 3/8", 1/2" interchangeable mushroom head with ball locking device. As from 3/4" with push through square drive with pin-locking mechanism
- > Sturdy, varnished tubular steel construction, with zinc-plated ratchet head and top-grade plastic parts
- > Ergonomically shaped, convenient black plastic handgrip with calibration aid
- > Dual scale N·m and lbf·ft below a window with a magnifying-glass effect
- > With micrometre scale for main N·m scale for setting interim values
- > Release system triggers a tactile and audible signal
- > Ergonomic system for torque adjustment



4549-02



4550-30

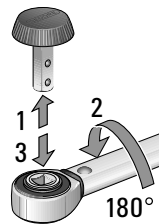


"	■	N·m	lbf·ft	Scale ring	Scale ring	lw	a	b	c	d	kg	Code	No.
1/4	6.3	1-5	0,75-3,7	0,25 N·m	0,025 N·m	146.0	25.3	35	26	224.0	0.323	2201429	4549-00
1/4	6.3	5-25	3,7-18	1 N·m	0,1 N·m	206.5	25.3	35	26	284.5	0.450	1545132	4549-02
3/8	10.0	10-50	7,5-37	2,5 N·m	0,25 N·m	256.5	25.3	35	26	334.5	0.540	1545140	4549-05
1/2	12.5	20-100	15-75	5 N·m	0,5 N·m	303.2	35.9	44	35	394.7	0.900	7601530	4550-10
1/2	12.5	40-200	30-150	10 N·m	1 N·m	394.2	35.9	44	35	485.5	1.100	7601610	4550-20
1/2	12.5	60-300	45-220	10 N·m	1 N·m	485.2	35.9	46	35	577.5	1.300	7601880	4550-30
3/4	20.0	80-400	60-300	10 N·m	1 N·m	583.2	38.0	67	46	686.0	1.860	7674330	4550-40
3/4	20.0	110-550	80-405	10 N·m	1 N·m	853.7	38.0	69	52	957.5	3.560	7674760	4550-55
3/4	20.0	150-750	110-550	10 N·m	1 N·m	1,128.7	38.0	69	327	1,232.5	4.500	1521365	4550-75
3/4	20.0	250-850	185-630	10 N·m	1 N·m	1,275.7	38.0	69	1276	1,379.5	4.700	1950525	4551-85

FUNCTION

In order to change the turning direction of the TORCOFIX K:

- > Press on the protruding square drive with your thumb and take out the mushroom head, turn the wrench and re-insert the square drive.



4549 - 4550 MUSHROOM HEAD TORCOFIX K

- > With 1/4", 3/8" or 1/2" output square drive with ball locking device
- > Made of chrome-vanadium steel, zinc-plated
- > With blue mushroom head made of polypropylene



4550-865



4550-855

3294 COUPLER 3/4"

- > Acc. to DIN 3122, ISO 3315
- > For hand-operated sockets with square drive as per DIN 3120, ISO 1174, with locking pin
- > Chrome-vanadium steel, chrome-plated



"	■	mm	kg	Code	No.
3/4	20	51.5	0.133	6279090	3294

"	□	"	■	mm	kg	Code	No.
3/8" - 1/4"	10.0	1/4	6.3	35	0.021	1545167	4549-875
3/8" - 1/4"	10.0	3/8	10.0	35	0.022	1566385	4549-885
1/2" - 3/8"	12.5	1/2	12.5	44	0.060	7079370	4550-855
1/2" - 3/8"	12.0	3/8	10.0	44	0.060	7079450	4550-865

TORCOFIX Z

TECHNICAL INFORMATION Z



- > The large cross-section of the spigot end transfers a maximum torque. "Quick-change system" with a locking pin mechanism guarantees that work takes place flexibly and rapidly.
- > Ideal for bolted connections in cramped and hard-to-access locations. Depending on how the torque wrench Z is used, it is possible to work both in the forward direction and also to the side. For anti-clockwise tightening, simply turn the torque wrench through 180°



4400 - 4485
TORQUE WRENCH TORCOFIX Z

5-850 N·m / 3,7-630 lbf·ft

Use:

- > Controlled screw tightening in the most widely used range of 5 - 850 N·m / 3.7 - 550 lbf·ft
- > Adjustable, releasing and sturdy tubular torque wrench with spigot end for industry and the trades

Features:

- > Classified to DIN EN ISO 6789:2003 Type II Class A, with a factory certificate. Working accuracy: +/- 3 % tolerance of scale set torque. The specification of the standard (+/- 4 %) is exceeded.
- > For controlled bi-directional tightening
- > Sturdy, varnished tubular steel construction, with phosphated spigot end (Ø 16 mm or Ø 22 mm) and high-grade plastic parts
- > Ergonomically shaped, convenient black plastic handgrip with calibration aid
- > Dual scale N·m and lbf·ft below a window with a magnifying-glass effect
- > With micrometre scale for main N·m scale for setting interim values
- > Release system triggers a tactile and audible signal

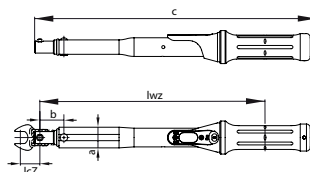
- > Ergonomic system for torque adjustment
- > Factory depth gauges: 32 mm (Ø 16 mm) or 56 mm (Ø 22 mm)
- > Operation only with end fittings with standardised depth gauges, otherwise inaccuracies can arise
- > Depending on the application, access is possible from the front (e.g. open-end fitting) or side (e.g. reversible ratchet and socket)



4400-02



4430-01



Ø	N·m	lbf·ft	Scale ring	Scale ring	lwZ	lcZ	a	b	c	Weight	Code	No.
16	5-25	3,7-18	1 N·m	0,1 N·m	210.5	32	20.0	30	278.0	0.330	1646168	4400-02
16	10-50	7,5-37	2,5 N·m	0,25 N·m	260.5	32	20.0	30	328.0	0.390	1646176	4405-05
16	20-100	15-75	5 N·m	0,5 N·m	300.2	32	27.5	32	376.5	0.700	7097270	4410-01
16	40-200	30-150	10 N·m	1 N·m	391.2	32	27.5	32	467.5	0.860	7097350	4420-01
16	60-300	45-220	10 N·m	1 N·m	482.2	32	27.5	32	558.5	1.080	7097430	4430-01
16	80-400	60-300	10 N·m	1 N·m	572.2	32	35.0	33	648.5	1.390	7094090	4440-01
22	110-550	80-405	10 N·m	1 N·m	838.7	56	36.5	37	917.0	3.000	7501310	4450-01
22	150-750	110-550	10 N·m	1 N·m	1,119.7	56	38.5	318	1,198.0	4.060	1521381	4475-01
22	250-850	185-630	10 N·m	1 N·m	1,266.7	56	38.0	465	1,345.0	4.430	1997009	4485-01

TORCOFIX SE

TECHNICAL INFORMATION - QUICK-FITTING CHANGE (SE)

Quick-change system with pin locking guarantees flexible and swift working methods. Ideal for installations in confined and poorly accessible spaces. Depending on the application for the **TORCOFIX SE**, access is possible from the front and side.



4100 - 4301 TORQUE WRENCH TORCOFIX SE

2-400 N·m / 1.5-300 lbf·ft

Use:

- > Controlled screw tightening in the most widely used range of 5 - 400 N-m / 3.7 - 300 lbf-ft
- > Adjustable, releasing and sturdy tubular torque wrench with rectangular cavity for industry and the trades

Features:

- > Classified to DIN EN ISO 6789:2003 Type II Class A, with a factory certificate. Working accuracy: +/- 3 % tolerance of scale set torque. The specification of the standard (+/- 4 %) is exceeded.
- > For controlled bi-directional tightening
- > Sturdy, varnished tubular steel construction, with zinc-plated rectangular cavity (9x12 mm or 14x18 mm) and high-grade plastic parts
- > Ergonomically shaped, convenient black plastic handgrip with calibration aid
- > Dual scale N-m and lbf-ft below a window with a magnifying-glass effect
- > With micrometre scale for main N-m scale for setting interim values

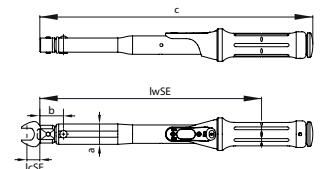
- > Release system triggers a tactile and audible signal
- > Ergonomic system for torque adjustment
- > Factory depth gauges: 17.5 mm (9x12 mm) or 25 mm (14x18 mm)
- > Operation only with end fittings with standardised depth gauges, otherwise inaccuracies can arise
- > Depending on the application, access is possible from the front (e.g. open-end fitting) or side (e.g. reversible ratchet and socket).



4100-01



4300-01



mm	N-m	lbf-ft	مقياس	Scale ring	lwSE	lcSE	a	b	c	±%	Code	No.
9 x 12	5-25	3,7-18	1 N-m	0,1 N-m	212.5	17.5	20.0	32	273.0	0.352	1646192	4101-02
9 x 12	10-50	7,5-37	2,5 N-m	0,25 N-m	262.5	17.5	20.0	32	323.0	0.450	1646206	4101-05
9 x 12	20-100	15-75	5 N-m	0,5 N-m	300.2	17.5	27.5	32	369.5	0.600	7600210	4100-01
9 x 12	30-150	22-110	10 N-m	1 N-m	391.2	17.5	27.5	32	460.5	0.800	1654934	4200-02
14 x 18	40-200	30-150	10 N-m	1 N-m	401.2	25.0	27.5	42	470.5	0.900	7600990	4201-01
14 x 18	60-300	45-220	10 N-m	1 N-m	492.2	25.0	27.5	42	561.5	1.200	7601020	4300-01
14 x 18	80-400	60-300	10 N-m	1 N-m	579.2	25.0	33.0	42	648.5	1.600	7604120	4301-01

TORCOFIX FS

4150 - 4151

TORQUE WRENCH FOR PRE-SETTING TORCOFIX FS

5-200 N·m

Use:

- > Controlled screw tightening in the most widely used range of 5 - 200 N·m without scale
- > Pre-set, releasing and sturdy tubular torque wrench with rectangular cavity for industry and the trades

Features:

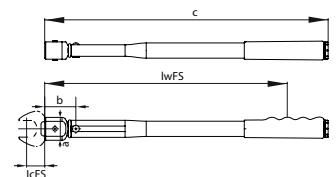
- > Classified to DIN EN ISO 6789:2003 Type II Class A, with a factory certificate.
Working accuracy: +/- 3 % tolerance of scale set torque.
The specification of the standard (+/- 4 %) is exceeded.
- > For controlled bi-directional tightening
- > Sturdy, varnished tubular steel construction, with zinc-plated rectangular cavity (9x12 mm or 14x18 mm)
- > Release system triggers a tactile and audible signal
- > Factory depth gauge: 17.5 mm (9x12 mm) or 25 mm (14x18 mm)
- > Operation only with end fittings with standardised depth gauges, otherwise inaccuracies can arise
- > Depending on the application, access is possible from the front (e.g. open-end fitting) or side (e.g. reversible ratchet and socket).
- > **If ordering, please specify the N·m value - if a fixed factory pre-setting is desired (price on request)**



4150-25



4151-20



mm	N·m _{min/max}	lwFS	lcFS	a	b	c	kg	Code	No.
9 x 12	5 - 25	134	17.5	22	31	186	0.210	7601960	4150-25
9 x 12	10 - 50	194	17.5	22	31	246	0.270	7602180	4150-50
9 x 12	17 - 85	277	17.5	22	31	329	0.340	7602850	4150-85
14 x 18	40 - 200	357	25.0	33	45	410	0.750	7603580	4151-20

Torque Screwdrivers

TORQUE SCREWDRIVER TECHNICAL FEATURES

A range of compact and versatile torque screwdrivers with automatically actuating, dial-indicating and measuring torque.



TYPE PGN

- > Pre-set torque screwdriver without scale for durable and identical value tightening
- > Auto setting
- > With 1/4" female hexagon drive for use with 1/4" hexagon bits as per DIN 3126 - C 6.3



TYPE FS 755

- > Pre-set torque screwdriver without scale for durable and identical value tightening
- > Auto setting
- > Bidirectional
- > Anodised aluminium handgrip



TYPE 756

- > Adjustable torque screwdriver with scale ring
- > "Positive-lock"-system
- > Drive type made of stainless steel
- > Auto setting
- > Bidirectional
- > Non-slip rubber handgrip
- > EPA > see product



TYPE S 757

- > Adjustable torque screwdriver with scale ring
- > Auto setting
- > Bidirectional
- > Anodised aluminium handgrip



TYPE SP 758

- > Dial-indicating torque screwdriver with dual scale
- > Locking of maximum values / maximum value-display
- > Bidirectional
- > Anodised aluminium handgrip
- > EPA > see product



SCOPE OF DELIVERY

- > We supply a 1/4"-1/4"-drive adaptor with all models
- > To make work easier, a sliding or removable T-bar is included with several models

SPECIAL MODELS

- > Optionally, all torque screwdrivers are also available with a 1/4" male square drive spindle.
- > Apart from that: Torque screwdrivers for the medical "clean-room" area are available on request.

NEW

PGNP FS

TORQUE SCREWDRIVER TYPE PGNP FS

0.05 - 13.5 N·m / pre-set

Use:

- > Controlled screw tightening in the range 0.05 - 13.5 N·m
- > Serial manufacture with constant tightening value
- > Electronic industry, precision mechanics and industrial manufacturing

Features:

- > **Pre-set torque screwdriver without a scale**
- > With 1/4" female hexagon drive for use with 1/4" hexagon bits as per DIN 3126 - C 6.3
- > Classified to DIN EN ISO 6789:2003 Type II Class F, with a factory certificate allowing for operations to be traced back
- > Calibrated to a permitted +/- 6 % deviation of the set torque
- > Precision radial ball clutch and cam design for controlled bi-directional tightening
- > Precision mechanism slips very noticeably through when set torque is reached
- > Automatic resetting to the starting position
- > **Fatigue-free working due to an ergonomic hand grip and a smooth tool reset action**

- > **Calibration stickers can be easily applied to the purpose designed nose**
- > The pre-setting can be made at the factory or by the user on suitable torque testers
- > **If ordering, please specify the N·m value - if a fixed factory setting is desired (price on request)**

Scope of delivery:

- > Torque screwdriver type PGNP FS
- > Models 4.5 and 13.5 with additional sliding T-bar for ease of use
- > Test certificate acc. to DIN EN ISO 6789
- > Delivered in sturdy cardboard packaging



Hex "	Hex	cN·m	N·m	l-mm	kg	Code	No.
1/4	6.3	5-25	0,05-0,25	132	0.210	2927756	PGNP 0.25 FS
1/4	6.3	20-150	0,2-1,5	132	0.210	2927764	PGNP 1.5 FS
1/4	6.3	50-450	0,5-4,5	140	0.230	2927772	PGNP 4.5 FS
1/4	6.3	250-1350	2,5-13,5	140	0.230	2927780	PGNP 13.5 FS

PGNS FS

TORQUE SCREWDRIVER TYPE PGNS FS

0.2 - 4.5 N·m / pre-set

Use:

- > Controlled screw tightening in the range 0.2 - 4.5 N·m
- > Serial manufacture with constant tightening value
- > Precision mechanics and industrial manufacturing
- > Basic model

Features:

- > **Pre-set torque screwdriver without a scale**
- > With 1/4" female hexagon drive for use with 1/4" hexagon bits as per DIN 3126 - C 6.3
- > Working accuracy: +/- 10 % tolerance of the set torque, **without calibration certificate**
- > Acc. to DIN EN ISO 6789, traceable to national standards

- > Precision mechanism slips very noticeably through when set torque is reached
- > For controlled directional tightening, anti-clockwise operation for loosening
- > The pre-setting can be made at the factory or by the user on suitable torque testers
- > **If ordering, please specify the N·m value - if a fixed factory setting is desired (price on request)**

Scope of delivery:

- > Torque screwdriver type PGNS FS
- > Delivered in sturdy cardboard packaging



Hex "	Hex	cN·m	N·m	l-mm	kg	Code	No.
1/4	6.3	20-150	0,2-1,5	138	0.198	2927721	PGNS 1.5 FS
1/4	6.3	50-450	0,5-4,5	138	0.198	2927748	PGNS 4.5 FS

NEW

NEW

PGNE FS

TORQUE SCREWDRIVER TYPE PGNE FS

0.05 - 13.5 N·m / pre-set

Use:

- > Controlled screw tightening in the range 0.05 - 13.5 N-m
- > Serial manufacture with constant tightening value
- > Electronic industry, precision mechanics and industrial manufacturing

Features:

- > **Pre-set torque screwdriver without a scale**
- > With 1/4" female hexagon drive for use with 1/4" hexagon bits as per DIN 3126 - C 6.3
- > Classified to DIN EN ISO 6789:2003 Type II Class F, with a factory certificate allowing for operations to be traced back
- > Calibrated to a permitted +/- 6% deviation of the set torque
- > **EPA-conformant (Electrostatic Protected Area), for use in sensitive electrostatic applications**
- > Precision radial ball clutch and cam design for controlled bi-directional tightening
- > Precision mechanism slips very noticeably through when set torque is reached

- > Automatic resetting to the starting position
- > **Fatigue-free working due to an ergonomic hand grip and a smooth tool reset action**
- > **Calibration stickers can be easily applied to the purpose designed nose**
- > The pre-setting can be made at the factory or by the user on suitable torque testers
- > **If ordering, please specify the N-m value - if a fixed factory setting is desired (price on request)**

Scope of delivery:

- > Torque screwdriver type PGNE FS
- > Models 4.5 and 13.5 with additional sliding T-bar for ease of use
- > Test certificate acc. to DIN EN ISO 6789
- > Delivered in sturdy cardboard packaging



1/4"	⊘	cN·m	N·m	↳ mm ‹	⚖	Code	No.
1/4	6.3	5-25	0,05-0,25	132	0.210	2927799	PGNE 0.25 FS
1/4	6.3	20-150	0,2-1,5	132	0.210	2927802	PGNE 1.5 FS
1/4	6.3	50-450	0,5-4,5	140	0.230	2927810	PGNE 4.5 FS
1/4	6.3	250-1350	2,5-13,5	140	0.230	2927829	PGNE 13.5 FS

755

TORQUE SCREWDRIVER TYPE FS

0.04-13.6 N·m / pre-set

Use:

- > Controlled screw tightening in the range 0.04 - 13.6 N-m
- > Serial manufacture with constant tightening value
- > Electronic industry, precision mechanics and industrial manufacturing

Features:

- > Pre-set torque screwdriver without a scale
- > With 1/4" female hexagon drive for use with 1/4" hexagon bits as per DIN 3126 - C 6.3
- > With adaptor also suitable for 1/4" square drive sockets as per DIN 3124
- > Working accuracy: +/- 6% tolerance of the set torque
- > Acc. to DIN EN ISO 6789, traceable to national standards
- > Precision radial ball clutch and cam design for controlled bi-directional tightening
- > Precision mechanism slips very noticeably through when the set torque is reached
- > Automatic resetting to the starting position

- > Lightweight construction by virtue of anodised aluminium handgrips
- > The pre-setting can be made at the factory or by the user on suitable torque testers
- > **If ordering, please specify the N-m value - if a fixed factory setting is desired (price on request)**

Scope of delivery:

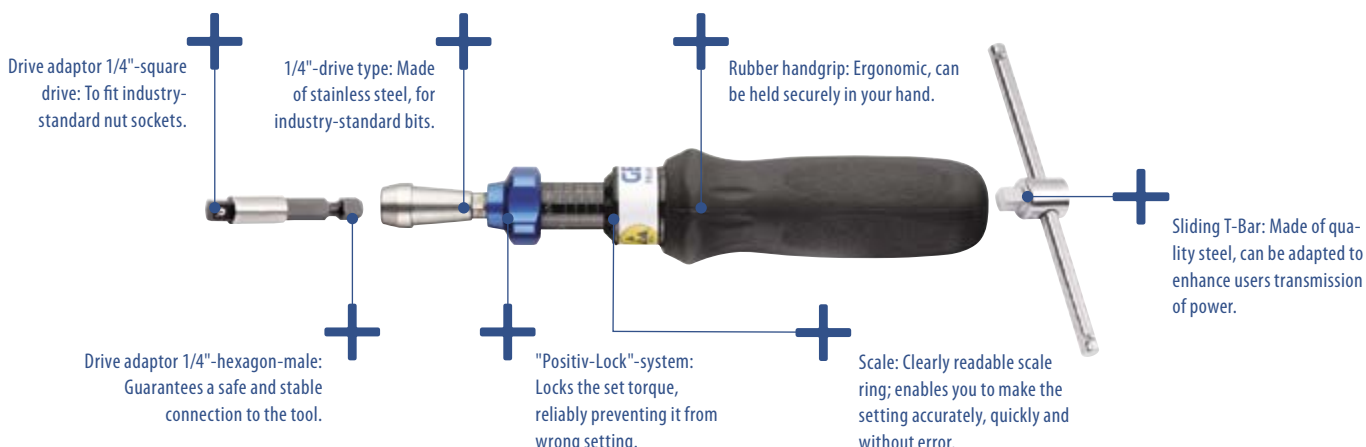
- > Torque screwdriver type 755
- > 1/4" square/hexagon drive adaptor (no. 757-20)
- > Model 755-05 with additional removable T-bar for ease of use
- > Test certificate acc. to DIN EN ISO 6789
- > Delivered in sturdy cardboard packaging



755-05

1/4"	⊘	■"	■	cN·m	N·m	↳ mm ‹	⚖	Code	No.
1/4	6.3	1/4	6.3	4,4-22	0,04-0,22	76	0.050	1471481	755-01
1/4	6.3	1/4	6.3	4,4-22	0,04-0,22	104	0.072	1471473	755-02
1/4	6.3	1/4	6.3	27-135	0,27-1,35	111	0.210	1471465	755-03
1/4	6.3	1/4	6.3	80-400	0,8-4,0	127	0.280	1471457	755-04
1/4	6.3	1/4	6.3		2,8-13,6	137	0.325	1228501	755-05

TORQUE SCREWDRIVERS 756



756 TORQUE SCREWDRIVER TYPE S

0.08-9 N·m

Use:

- > Controlled screw tightening in the range 0.08 - 9 N·m
- > High-speed, controlled tightening enables serial production
- > Electrical and electronic hardware industry, instrument-making industry and industrial manufacturing or in quality control

Features:

- > Adjustable torque screwdriver - with scale
- > With 1/4" female hexagon drive for use with 1/4" hexagon bits as per DIN 3126 - C 6.3
- > With adapter also suitable for 1/4" square drive sockets as per DIN 3124
- > Actuation accuracy: +/- 6% tolerance of the set value
- > Acc. to DIN EN ISO 6789, traceable to national standards
- > Precision radial ball clutch and cam design for controlled bi-directional tightening
- > Precision mechanism slips very noticeably through when the set torque is reached
- > Automatic resetting to the starting position
- > "Positive-Lock" system automatically fixes the set value preventing it from wrong setting.
- > 4 models in the range 0.05 N·m to 9 N·m


- > Micrometre scaling: 1 cN·m and 0.1 N·m
- > Very convenient, lightweight and non-slip rubber handgrip
- > EPA-conformant (Electrostatic Protected Area), for use in sensitive electrostatic applications

Scope of delivery:

- > Torque wrench type 756
- > 1/4" square/hexagon drive adapter (no. 757-20)
- > Models 756-06/-09 with additional sliding T-bar for ease of use
- > Test certificate acc. to DIN EN ISO 6789
- > Delivered in sturdy cardboard packaging



○"	○	■"	■	cN·m	N·m	l<mm>l	▬▬▬▬	⚖️/kg	Code	No.
1/4	6.3	1/4	6.3	8-40	0,08-0,4	159	1 cN·m	0.124	1498738	756-00
1/4	6.3	1/4	6.3	24-120	0,24-1,2	183	1 cN·m	0.165	1400150	756-01
1/4	6.3	1/4	6.3	120-600	1,2-6	196	0,1 N·m	0.340	1400169	756-06
1/4	6.3	1/4	6.3	400-900	4-9	196	0,1 Nm	0.340	1400177	756-09



757 TORQUE SCREWDRIVER TYPE S

0.24-9 N·m

Use:

- > Controlled screw tightening in the range 24 cN·m - 9 N·m
- > High-speed, controlled tightening enables serial production
- > Electrical and electronic hardware industry, instrument-making industry and industrial manufacturing or in quality control

Features:

- > Adjustable torque screwdriver with scale
- > With 1/4" female hexagon drive for use with 1/4" hexagon bits as per DIN 3126 - C 6.3
- > With adaptor also suitable for 1/4" square drive sockets as per DIN 3124
- > Working accuracy: +/- 6 % tolerance of the set torque
- > Acc. to DIN EN ISO 6789, traceable to national standards
- > Precision radial ball clutch and cam design for controlled bi-directional tightening
- > Precision mechanism slips very noticeably through when set torque is reached
- > Automatic resetting to the starting position

- > Locking of the value by means of an adjusting knob
- > 3 models in the range 24 cN·m to 9 N·m
- > Micrometre scale graduation: 1 cN·m / 0.1 N·m
- > Lightweight construction by virtue of anodised aluminium handgrips

Scope of delivery:

- > Torque screwdriver type 757
- > 1/4" square/hexagon drive adaptor (no. 757-20)
- > Models 757-06/-09 with additional sliding T-bar for ease of use
- > Test certificate acc. to DIN EN ISO 6789
- > Delivered in sturdy cardboard packaging



757-09

Hexagon Drive	Hexagon Size	Hexagon Size	Hexagon Size	cN·m	N·m	Length	Scale	Weight	Code	No.
1/4"	6.3	1/4"	6.3	24-120	0,24-1,2	169	1,0 cN·m	0.165	7718050	757-01
1/4"	6.3	1/4"	6.3	120-600	1,2-6	184	0,1 N·m	0.400	7718130	757-06
1/4"	6.3	1/4"	6.3	400-900	4-9	184	0,1 N·m	0.400	7718210	757-09

758 TORQUE SCREWDRIVER TYPE SP

10-500 cN·m / 14 ozf·in - 40 lbf·in

Use:

- > In the torque range 0.1 - 5.0 N·m
- > For test and installation work in the electrical and electronic hardware industry, instrument-making industry and industrial manufacturing or in quality control

Features:

- > Dial-indicating torque and test screwdriver - with dual scale (cN·m/ozf·in/lbf·in)
- > With 1/4" female hexagon drive for use with 1/4" hexagon bits as per DIN 3126 - C 6.3
- > With adapter also suitable for 1/4" square drive sockets as per DIN 3124
- > Display accuracy: +/- 6 % tolerance of the indicated value
- > Acc. to DIN EN ISO 6789, traceable to national standards
- > For controlled bi-directional tightening
- > With slave-pointer function

- > For locking of maximum values / maximum-value display
- > 4 models in the range 0.1 N·m to 5.0 N·m
- > Lightweight construction by virtue of anodised aluminium handgrips
- > EPA-conformant (Electrostatic Protected Area), for use in sensitive electrostatic applications

Scope of delivery:

- > Torque screwdriver type 758
- > 1/4" square/hexagon drive adapter (no. 757-20)
- > Models 758-25/-50 with additional sliding T-bar for ease of use
- > Test certificate acc. to DIN EN ISO 6789
- > Delivered in sturdy cardboard packaging



Hexagon Drive	Hexagon Size	Hexagon Size	Hexagon Size	cN·m	N·m	ozf·in / lbf·in	Length	Scale	Weight	Code	No.
1/4"	6.3	1/4"	6.3	10-50	0,1-0,5	14-70 ozf·in	178	2 cN·m / 2 ozf·in	0.190	7096380	758-05
1/4"	6.3	1/4"	6.3	20-100	0,2-1	28-140 ozf·in	178	5 cN·m / 5 ozf·in	0.190	7096460	758-10
1/4"	6.3	1/4"	6.3	50-250	0,5-2,5	4-20 lbf·in	250	10 cN·m / 0,5 lbf·in	0.465	7096540	758-25
1/4"	6.3	1/4"	6.3	100-500	1,0-5,0	8-40 lbf·in	250	20 cN·m / 1 lbf·in	0.465	7096620	758-50

TSN SLIPPER

Pre-set ratchet head torque wrench with automatic actuation and slip function. Over-tightening is not possible.



Integrated ratchet function
Particularly dependable ratchet having 36 teeth (759-00/-01) or 48 teeth (759-02/-03). Slip-through function guarantees controlled and safe screw tightening, even in hard-to-access locations.

High repeatability
Guarantees constant tightening torques.

Rubber handgrip
Ergonomic and pleasant to hold in your hand. Prevents slipping.

Robust casting part
Made of corrosion-resistant, rustproof material.

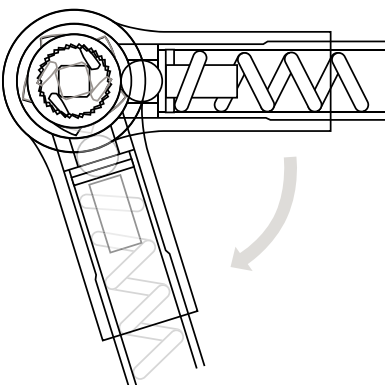
Output square drive
Made of quality steel with ball-locking mechanism



Working principle

TSN SLIPPER

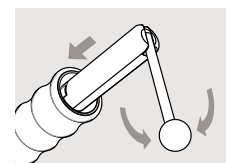
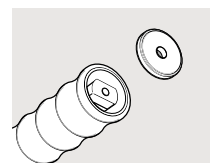
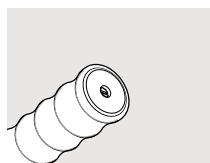
When the pre-set torque value is achieved, the mechanism slips through over the ball (without the possibility of over-tightening). The torque wrench is then immediately ready for the next operation.



Technical information

TSN SLIPPER & TBN BREAKER

All TSN SLIPPER and TBN BREAKER torque wrenches (apart from 760-00/-01) are fitted with the patented "Mechanical Torque Adjustment Locking Device" to modify torque tester.



759

TORQUE WRENCH TSN SLIPPER

5-125 N·m / pre-set

Use:

- > Controlled screw tightening in the range 5 - 125 N·m
- > Serial / production-line assembling
- > Extremely long-term work

Features:

- > Pre-set production torque wrench - without scale
- > 1/4", 3/8" or 1/2" square drive with ball locking device
- > With integrated ratchet-function for controlled clockwise tightening
- > Working accuracy: +/- 4 % tolerance of the set torque
- > Acc. to DIN EN ISO 6789, traceable to national standards
- > Precision mechanism slips very noticeably and audibly ("click") when the pre-set value is achieved - over-tightening is not possible
- > Automatic resetting to the starting position
- > Lightweight yet robust and corrosion-resistant construction design

- > Very convenient non-slip rubber handgrip
- > The pre-setting can be made at the factory or by the user on suitable torque testers
- > If ordering, please specify the N·m value - if a factory pre-setting is desired (price on request)
- > EPA-conformant (Electrostatic Protected Area), for use in sensitive electrostatic applications

Scope of delivery:

- > Torque wrench type TSN SLIPPER
- > Special adjusting key for changing the pre-set torque value
- > Test certificate acc. to DIN EN ISO 6789
- > Delivered in sturdy cardboard packaging



- > **TSN SLIPPER** - the pre-set production torque wrench (without scale).
- > With this torque wrench, accidental adjustment while working is ruled out.
- > The state-of-the-art lightweight production wrenches "slip" through as soon as the set torque is achieved.
- > Over-tightening is impossible.
- > The ideal torque tool for all jobs where for a longer time only one tightening torque value is required.
- > The automatic resetting and integrated ratchet are the ideal assistance for working swiftly.

- > TSNs for counter-clockwise tightening, bi-directional tightening without a ratchet-function or as a VDE-Wrench can be manufactured specially - on request.



"	■	N·m	l- mm -l	⚖	Code	No.
1/4	6.3	5-25	216	0.340	7091900	759-00
3/8	10.0	5-25	216	0.340	7092040	759-01
3/8	10.0	15-55	324	0.800	7092120	759-02
1/2	12.5	40-125	460	1.360	7092200	759-03

761 TORQUE WRENCH TSP SLIPPER

1-10 N·m / pre-set

Use:

- > Controlled screw tightening in the range 1 - 10 N·m
- > Ideal for assembly work where controlled tightening with low torque values is required (e.g. electronic hardware sector, precision mechanics etc.)

Features:

- > Pre-set production torque wrench - without scale
- > 1/4" square drive with ball locking device
- > With integrated ratchet-function for controlled clockwise tightening
- > Working accuracy: +/- 6 % tolerance of the set torque
- > Acc. to DIN EN ISO 6789, traceable to national standards
- > Precision mechanism slips very noticeably and audibly ("click") when the pre-set value is reached - over-tightening is not possible
- > Automatic resetting to the starting position
- > 2 models in the range 1 N-m to 10 N-m

- > **TSP SLIPPER** - the pre-set production torque wrench (without scale) for the lower torque range 1 - 10 N-m.
- > Accidental adjustment while working is ruled out.
- > The built-in ratchet with clockwise tightening and the corrosion-resistant lightweight construction design make this torque wrench the optimum working partner for quick and controlled screw tightening.
- > The integrated slipping mechanism reliably prevents over-tightening - the guarantee for high repeatability and controlled tightening values.

"	■	N·m	↳ mm ‹	⚖	Code	No.
1/4	6.3	1-5	185	0.190	1196650	761-05
1/4	6.3	2-10	185	0.190	1196731	761-10



762 TORQUE WRENCH TSC SLIPPER

1-10 N·m

Use:

- > Controlled screw tightening in the range 1 - 10 N·m
- > Ideal for assembly work where controlled tightening with low torque values is required (e.g. electronic hardware sector, precision mechanics etc.)

Features:

- > Adjustable torque wrench - with scale
- > 1/4" square drive with ball locking device
- > With integrated ratchet-head function for controlled clockwise tightening
- > Working accuracy: +/- 6 % tolerance of set torque
- > Acc. to DIN EN ISO 6789, traceable to national standards
- > Precision mechanism slips very noticeably and audibly ("click") when the set torque is reached - over-tightening is not possible

- > The scale is situated on the body tube.
- > The setting is made by rotating the unlocked handgrip with the integrated micrometre ring.
- > **TSC SLIPPER** - the adjustable torque wrenches (with scale) for the lower torque range 1 - 10 N-m.
- > The built-in ratchet with clockwise tightening and the corrosion-resistant lightweight construction design make this torque wrench the optimum working partner for quick and controlled screw tightening.
- > The integrated slipping mechanism reliably prevents over-tightening - the guarantee for high repeatability and controlled tightening values.

"	■	N·m	↳ mm ‹	📏	⚖	Code	No.
1/4	6.3	1-5	195	0,05 N·m	0.235	1196480	762-05
1/4	6.3	2-10	195	0,1 N·m	0.235	1196510	762-10



- > Extremely lightweight yet robust and corrosion-resistant construction design
- > Very convenient non-slip rubber handgrip
- > EPA-conformant (Electrostatic Protected Area), for use in sensitive electrostatic applications
- > The pre-setting can be made at the factory or by the user on suitable torque testers
- > **If ordering, please specify the N·m value - if a fixed factory pre-setting is desired (price on request)**

Scope of delivery:

- > Torque wrench type TSP SLIPPER
- > Adjusting tool for changing the pre-set torque value
- > Test certificate acc. to DIN EN ISO 6789
- > Delivered in sturdy cardboard packaging

Scope of delivery:

- > Torque wrench type TSC SLIPPER
- > Test certificate acc. to DIN EN ISO 6789
- > Delivered in sturdy cardboard packaging

TBN BREAKER

Pre-set torque wrench with automatic snap actuation. Torque wrench offering maximum accuracy. Guaranteed tightening values without over-tightening.

+ **Drive**
16 mm spigot end or 9x12 mm rectangular cavity made of quality steel with pin-locking mechanism

+ **Breaking**
All TBN breaking torque wrenches break by 20° at the pivot point when the set torque is achieved. The models 760-00/-01 can also be set to a breaking angle of 90°.

+ **Patented mechanism**
Guarantees a long product lifespan with guaranteed accuracy values

+ **Rubber handgrip:** Ergonomic and pleasant to hold in your hand. Prevents slipping.

+ **Lightweight steel tube**
Firm, solid, and free of corrosion



TBN Knicker
15
5 - 135 N-m



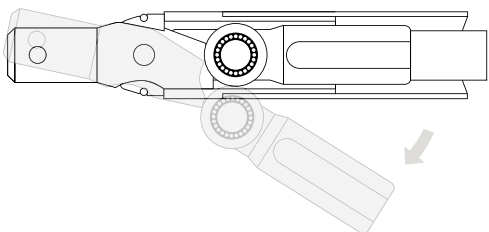
TBN Knicker
9x12
0,2 - 135 N-m



As an option, we also manufacture the TBN BREAKER models 760-00/-01 with interchangeable fittings directly positioned on the tool.

Working principle TBN BREAKER

When the TBN breaking torque wrench is operated, the rear section of the driver unit presses the roller. When the pre-set torque value is achieved, the lever switches over and the front section of the drive unit breaks.



Technical information TBN BREAKER

TBN BREAKER 760-00/-01 values are changed using the "Double Positive" adjustment system.



760 BREAKING TORQUE WRENCH TBN

0.4-135 N·m / 1.8-1195 lbf·in / pre-set

Use:

- > Controlled screw tightening in the range 0.4 - 135 N·m
- > Serial / production-line assembling
- > Extremely long-term work

Features:

- > Pre-set production torque wrench - without scale
- > With 9x12 mm rectangular-cavity-end or 16 mm spigot-end
- > For bi-directional tightening (the wrench only has to be turned by 180°!)
- > Working accuracy: +/- 4 % tolerance of the set torque
- > Acc. to DIN EN ISO 6789, traceable to national standards
- > Breaking of the handgrip by 20° (90° also possible in the case of no. 760-00/-01) when the pre-set torque value is achieved makes over-tightening unlikely
- > Automatic resetting to the starting position
- > Lightweight yet robust and corrosion-resistant construction design
- > Very convenient non-slip rubber handgrip

- > **No. 760-00/-01: EPA (Electrostatic Protected Area) compliant**
 - > The pre-setting can be made at the factory or by the user on suitable torque testers
 - > **If ordering, please specify the N·m value - if a fixed factory pre-setting is desired (price on request)**
- Scope of delivery:**
- > TBN breaking torque wrench
 - > Adjusting tool for changing the pre-set torque value
 - > Test certificate acc. to DIN EN ISO 6789
 - > Delivered in sturdy cardboard packaging



760-00



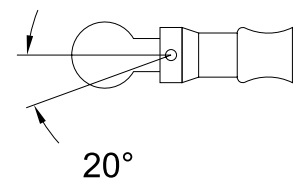
760-35



760-50



- > **TBN** breaking torque wrench - the pre-set production torque wrench (without scale).
- > With this torque wrench, accidental adjustment while working is ruled out.
- > The state-of-the-art lightweight production wrenches "break" as soon as the set torque is achieved.
- > Over-tightening is unlikely.
- > The ideal torque tool for all jobs where for a longer time only one tightening torque value is required.
- > For this reason, it is optimally suited for large series.
- > However, the TBN breaking torque wrench is also ideal when varying tightening values are required.



□ mm	∅	N·m	lbf·in	EPA	↳ mm ↲	⚖ kg	Code	No.
9 x 12		0,4-2,0	1,8-18	x	105	0.110	7090690	760-00
9 x 12		2-10	17,8-89	x	105	0.130	7090770	760-01
	16	5-25	44-221		265	0.405	1824686	760-30
9 x 12		5-25	44-221		265	0.405	1824694	760-35
	16	13-65	115-575		302	0.745	1824708	760-40
9 x 12		13-65	115-575		302	0.745	1824716	760-45
	16	27-135	239-1195		408	1.027	1824724	760-50
9 x 12		27-135	239-1195		408	0.830	7092630	760-11

Torque wrench Type 88

8800 TORQUE WRENCH TYPE 88

100-1500 N·m / 70-1000 lbf·ft

Use:

- > Controlled screw tightening in the range 100 - 1500 N-m
- > Industry and vehicle sector (lorries, industrial vehicles), machine maintenance

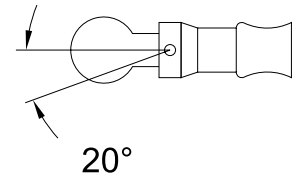
Features:

- > Adjustable torque wrench - with scale
- > 3/4" square drive with integrated ratchet-function or 22 mm spigot-end
- > Suitable for bi-directional tightening on account of push-through square drive
- > Working accuracy: +/- 4% tolerance of the value setting
- > Acc. to DIN EN ISO 6789, traceable to national standards
- > Breaking mechanism as an actuation signal which can be seen and felt and makes over-tightening unlikely

- > Dual scale in N-m and lbf·ft
- > 5 models in the range 100 - 1500 N-m

Scope of delivery:

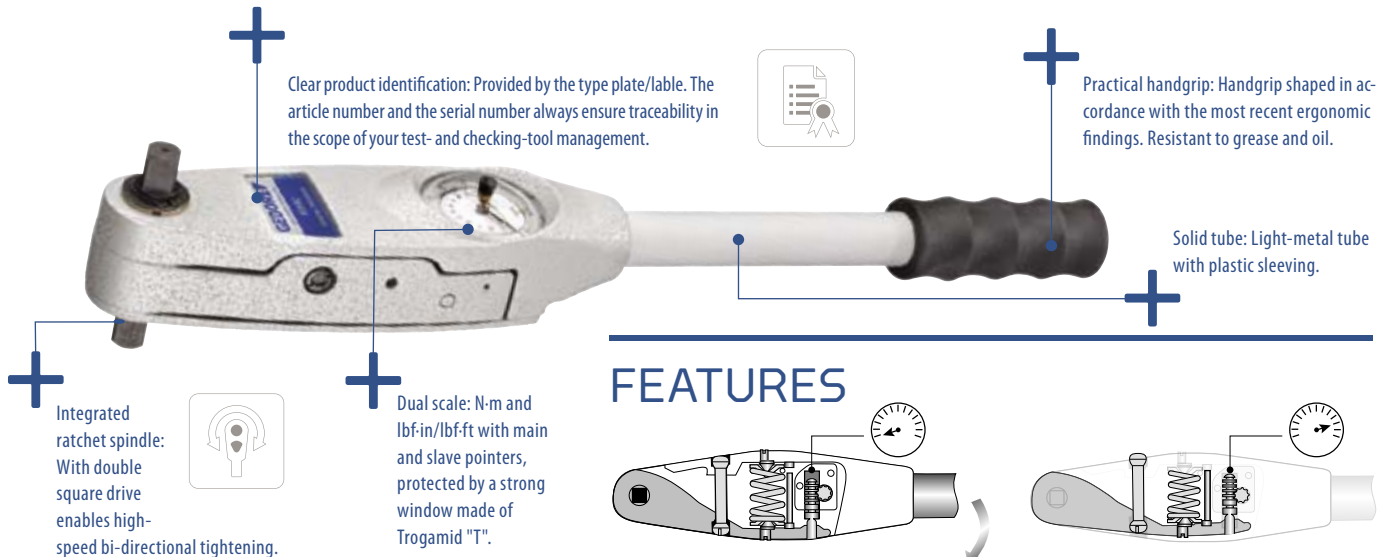
- > Type 88 breaking torque wrench
- > Operating instructions are provided on a label on the torque wrench
- > Test certificate acc. to DIN EN ISO 6789
- > Delivered in sturdy cardboard packaging



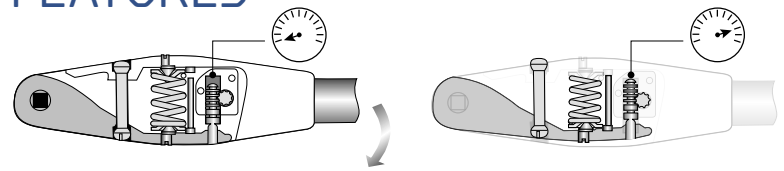
□"	■	∅	N·m	lbf·ft	↳ mm ◁	▬▬▬▬	⚖ kg	Code	No.
3/4	20		100-500	70-350	915	10 N·m	5.5	7715700	8800-01
3/4	20		150-700	100-500	1090	10 N·m	6.0	7715890	8800-02
3/4	20		300-1000	200-750	1470	20 N·m	7.3	7716000	8800-03
3/4	20		700-1500	500-1000	1470	25 N·m	10.5	7716190	8800-04
		22	130-550	100-400	915	10 N·m	4.8	7716270	8800-06

Torque wrench Type 83

TORQUE WRENCHES WITH SLAVE POINTER IDEAL FOR TEST, CONTROL AND MAINTENANCE WORK



FEATURES



The working principle of the torque wrench with slave pointer type 83

8301 - 8305

TORQUE WRENCH WITH SLAVE POINTER TYPE 83

0.8-2000 N·m / 7 lbf·in - 1500 lbf·ft

± 4%
○○○○○○○○



Use:

- > Controlled tightening and verification of tightening values
- > For use in all areas of industrial manufacturing and in quality control
- > Working ranges of 0.8 to 2000 N-m are covered

Features:

- > Dial-indicating torque wrench with dual scale and slave pointer
- > 1/4", 3/8", 1/2", 3/4" or 1" double-square drive with ball locking device for controlled bi-directional tightening
- > Models 8301-04 to 8304-80: With integrated ratchet-function
- > For controlled screw tightening and torque measurements
- > Working accuracy: +/- 4 % tolerance of the indicated torque
- > Acc. to DIN EN ISO 6789, traceable to national standards
- > With dual scale in N-m and lbf-in or lbf-ft double-tinted clearly readable face
- > Integrated overload protection - mechanical stop up to max. 25 % overload of the maximum value
- > Housing made of lightweight, robust special aluminium construction - lacquered, silver-grey
- > Black, non-slip rubber handgrips
- > **Models 8301-04 to 8301-40: EPA-conformant (Electrostatic Protected Area), for use in sensitive electrostatic applications**
- > Audio-visual signal is standard on models 8303-40 to 8305-20

Scope of delivery:

- > Dial-measuring torque wrench type 83
- > Battery (models 8303-40 to 8305-20)
- > Test certificate acc. to DIN EN ISO 6789
- > Delivered in a sturdy black plastic box (no. 8301-04 to 8302-20), otherwise in sturdy cardboard packaging (no. 8303-40 to 8305-20)




Type	█"	█	N-m	lbf-in	lbf-ft	EPA	↳ mm ↳	▬▬▬▬▬▬	Height	⚖	Code	No.
☞	1/4	6,3	0,8-4	7-35		x	244	0,1 N-m / 1 lbf-in	61	0,5	7651390	8301-04
☞	1/4	6,3	2,4-12	22-120		x	244	0,5 N-m / 2 lbf-in	61	0,5	7651470	8301-12
☞	3/8	10,0	5-25	44-240		x	244	1 N-m / 10 lbf-in	69	0,5	7651550	8301-25
☞	3/8	10,0	8-40	72-360		x	244	1 N-m / 10 lbf-in	69	0,5	7651630	8301-40
☞	1/2	12,5	16-80		12-60		435	2 N-m / 1 lbf-ft	86	1,4	7651710	8302-08
☞	1/2	12,5	40-200		30-160		515	5 N-m / 5 lbf-ft	86	1,4	7651980	8302-20
☞	3/4	20,0	80-400		60-300		710	10 N-m / 10 lbf-ft	111	3,2	7652280	8303-40
☞	3/4	20,0	160-800		120-600		1000	20 N-m / 20 lbf-ft	123	4,8	7652010	8304-80
☞	1	25,0	280-1400		200-1000		2040	25 N-m / 25 lbf-ft	138	16,7	1196790	8305-14
☞	1	25,0	400-2000		300-1500		2040	50 N-m / 50 lbf-ft	138	16,7	1196804	8305-20

ELECTRONIC TORQUE WRENCH E-TORC Q

Powerful. Variable.
Holders: Rectangular-cavity SE 9x12 (E-torc Q 100) and SE 14x18 (E-torc Q 200, 300)

Extensively. Resilient.
Large TFT graphics display of a 109 mm (4.3") diagonal with touch function. This makes a gloves operation possible.

Ergonomic. Safe.
The ergonomic handle ensures easy, safe handling - even with large tightening torques.



Flexible. Positional.
Easy-to-handle: Housing-oriented tool holding fixture rotatable through 60° in both directions (120°)

Intuitive. Visible.
Touch function or six hardware keys for intuitive user software operating and, in addition, an extremely robust enter key.

High-performance lithium-ion rechargeable battery with rapid changing system



All the standard measurement methods:












- > Torque
- > Torque/rotary angle
- > Loosening/tightening
- > First movement
- > Yield point
- > High measurement accuracy e.g. torque +/- 1%, +/- 1 digit



Communication to the high-capacity PC user software or attachment to CAQ systems (optional)



Charging unit for two lithium-ion rechargeable batteries (optional)

<p>> Virtual progress bar for torque and angle</p> 	<p>> Clear depiction of the measurement results</p> 	<p>> A variety of users and a user account management can be set up</p> 
<p>> Measured value compilation and assessment</p> 	<p>> Graph representation and evaluation directly possible at E-torc Q</p> 	<p>> Management of fitting and depth gauge parameters</p> 
<p>> Touch screen for clear objective input</p> 	<p>> Operating with workflows</p> 	<p>> Wireless (Wi-Fi 2.4 and 5 GHz) or USB mini interface for communication purposes</p> 
		<p>> Acoustic, visual or vibration-induced signalling</p> 
		<p>> 2D scanner (optional) for reading in barcodes and QR codes</p> 

Electronic Torque Wrenches

ET2SA

ELECTRONIC TORQUE WRENCH E-TORC

2-1000 N·m / 1.5-750 lbf·ft, with rotary angle measurement



Tightening check for torque/rotary angle:

- > Optical, acoustic and sensory signalling on reaching the set bolting parameter/with additional visualisation of screw tightening by means of LED progress bar.
- > Software-enabling graphics evaluation.
- > Marked contrast graphics display with backdrop lighting

Drive:

- > Spigot end 22/28 mm, 1/4" square drive or 9x12/14x18 mm rectangular cavity with pin-locking mechanism. The installation size determines the drive (model-dependent)
- > ET2SKA 150 and ET2SKA 300 incl. 1/2" rectangular reversible ratchet head
- > For hard-to-access places and given not enough room.
- > Special tools on request.

Light and pleasant:

- > The aluminium housing and ergonomic handle ensure easy, safe handling - even with large tightening torques.
- > Tool holding fixture, as from ET2SKA 150 120° rotatable to the aluminium housing

Function keys:

- > Easy to use
- > Key pressure taring
- > Side ergonomic operating key
- > Convertible from N-m to lbf-ft via software

Fields of operation:

- > Mini-batch assembly
- > Quality assurance
- > Test labs and testing departments
- > Emergency strategies for bolting stations
- > Corrective work places
- > Inspection and analysis of bolted connections

Version:

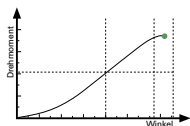
- > Large field of operation: 5 models in the range from 2 to 1000 N-m
- > Tool holding fixture 1/4" square, 9x12, 14x18 rectangular cavity with pin-locking mechanism, 22 and 28 mm spigot end
- > Signalling: visual (LED progress bar), acoustic (beep), sensory (vibration)
- > Tool holding fixture, as of ET2SKA 150 120° rotatable to the aluminium housing
- > Traceable to national standards
- > Torque reading precision +/- 1 %, +/- 1 digit from reading figure
- > Factory certificate as per DIN ISO 6789 Type I Class C
- > Optional certificate as per DAkkS-DKD-R 3-7
- > Rotary angle calibration based on VDI 2648 Sheet 2
- > Backlit graphic display
- > Input of depth gauges for a variety of attachment tools
- > Power supply: Battery or rechargeable battery operation

Evaluation:

- > Reading a max. 2,000 data records
- > Serial interface RS232 for PC (USB adapter enclosed)
- > Comprehensive documentation of all screw parameters

Scope of delivery:

- > Electronic torque wrench Etorc2S/A
- > Operating instructions with brief guide
- > Test certificate acc. to DIN EN ISO 6789:2003 Type I Class C
- > 2 standard Mignon AA batteries
- > Evaluating software and data transmission cable RS232 and USB
- > ET2SKA 150 and ET2SKA 300 incl. 1/2" rectangular reversible ratchet head
- > Delivered in a robust sheet-metal case with insert



Torque/Angle



Editor




Parameter



Main screen



Settings



Curve diagram



■ "	■ mm	∅	N·m	lbf·ft	lw	a	b	c	d	kg	Code	No.
1/4	6.3		2-25	1,5-18	275	35	45		347	0.8	2795493	ET2SKA 25
1/2	12.5	9 x 12	10-150	7-111	457	35	45	17.5	514	1.3	2795612	ET2SKA 150
1/2	12.5	14 x 18	30-300	22-221	696	35	45	25.0	753	1.8	2795620	ET2SKA 300
		22	100-600	74-443	990	35	45	56.0	1055	3.2	2795639	ET2SKA 600
		28	100-1000	74-750	1423	40	45	75.0	1488	5.7	2795655	ET2SKA 1000

TT3KH

ELECTRONIC TORQUE WRENCH TORCOTRONIC III

10-350 N·m / 7.4-258.2 lbf·ft

Use:

- > For everyday requirements in installation and torque control
- > For use in all areas of manufacturing and development

Features:

- > Microprocessor-controlled, electronic torque wrench
- > For controlled bi-directional tightening
- > Acc. to DIN EN ISO 6789, traceable to national standards
- > Robust workshop design
- > Broad measurement range in N-m, can be switched to lbf·ft
- > With 1/2" reversible ratchet. The ratchet is exchangeable, providing the option of using a 9x12 mm (TT3H 120) or 14x18 mm (TT3H 350) square socket

Characteristics:

- > Torque and torque angle measure
- > 4 different measuring modes
- > 5 parameters storable
- > USB interface for data exchange
- > 2000 storage places
- > Measurement accuracy torque +/- 1 %, +/- 1 digit
- > Measurement accuracy torque angle +/- 1 %, but min. +/- 1° on 360° with min. 4°/sec
- > Different depth gauges for end fittings programmable
- > Simple to operate with easy to understand icon-menu navigation and 4 functional keys
- > Clearly readable, illuminated LCD display
- > Resolution torque: 0.1 N-m
- > Resolution torque angle: 0.1°
- > PC-software easy to operate for uncomplicated programming and documentation of data
- > Data can be transferred to MS Excel®
- > Keyboard lock
- > Operation with standard Mignon AA or optional with rechargeable-battery (NiMH)
- > Visual signal: 3x LED (yellow, green, red)
- > Acoustic signal: buzzer
- > TÜV certified, CE and RoHS
- > 2 models in the range 10 - 350 N-m
- > Test certificate acc. to DIN EN ISO 6789:2003 Type I Class C
- > Calibration to DAkkS-DKD-R 3-7, Class 1 (on request)

Scope of delivery:

- > Electronic torque wrench TorcoTronic III HighLine
- > Reversible ratchet 1/2"
- > USB cable
- > Software on CD-R
- > Test certificate acc. to DIN EN ISO 6789:2003 Type I Class C
- > Delivered in a transparent plastic box with insert

Attention:

- > A PC, running a Windows® operating system (from Windows XP®) is required to obtain the full benefit of all the functions of this product.



Main menu



Settings



Parameter



Evaluation

"	mm	N·m	lbf·ft	kg	Code	No.
1/2	9 x 12	10-120	7,4-88,5	0.9	2648636	TT3KH 120
1/2	14 x 18	70-350	51,6-258,2	1.2	2648644	TT3KH 350

Torque calibration analysers

8612

ELECTRONIC TORQUE TESTER DREMOTEST E

0.2-3150 N·m / 1.8 lbf·in - 2323 lbf·ft

- > For verifying and setting clockwise torque wrenches and torque screwdrivers
- > Easy to operate, electronic torque tester with integrated torque transducer (DMS)
- > 5 models in the range from 0.2 to 3150 N·m
- > With fixed hexagon female drive 1/4", 10, 17, 36, 46 mm or 1.1/2" square drive adaptor (model dependent)
- > With 1/4", 3/8", 1/2", 3/4", 1" square drive adaptor or bit adaptor (model dependent)
- > High measurement accuracy: +/- 1% tolerance of reading, +/- 1 digit
- > Break-Point-measurement (1st peak)
- > Autoreset
- > Can be switched from N·m to lbf·ft
- > Serial interface RS232
- > Optionally available: adaptor for cigarette lighter socket (12 V), no. 8612-390

Scope of delivery:

- > Electronic torque tester
- > RS232 cable
- > Power supply unit with EURO plug (UK, US, AUS-adaptor on request)
- > 100 - 240 V, 50 - 60 Hz, max. 500 mA (see type plate)
- > 2 sockets (size and drive model-dependent)
- > Adaptor for 8612-3150
- > Operating instructions
- > Packaging



N·m	lbf·in	lbf·ft	□	Resolution	Adaptor □	⚖	Code	No.
0,2-12	1,8-106		6.3	0,001	1/4", 3/8"	3.0	2288311	8612-012
0,9-55		0,7-40,6	10.0	0,01	1/4", 3/8"	3.0	1947699	8612-050
9-320		7-236	17.0	0,1	3/8", 1/2"	3.0	1856111	8612-300
90-1100		66-811	36.0	1	1/2", 3/4"	10.0	1947702	8612-1000
500-3150		369-2323		1	1"	26.0	2529858	8612-3150

OPTIONAL ACCESSORIES:

Description	⚖	Code	No.
Adaptor for cigarette lighter socket	0.150	1878719	8612-390

Torsion test device E-tp

ETP

ELECTRONIC TORSION TEST DEVICE

- > For testing, and verifying clockwise and anti-clockwise torque wrenches
- > 5 models in the range of 0.5 to 3150 N-m
- > Vertical and horizontal testing according to DIN EN ISO 6789
- > Electronic torque tester integrated with measurement electronics
- > Robust housing from aluminium cast with separate or detachable operating display
- > Serial interface RS232 for PC
- > Traceable to national standards
- > ETP 15 with integrated overload protection and tool for manual resetting after unintended overload
- > Torque reading precision +/- 1 %, +/- 1 digit from reading figure
- > Factory certificate based on VDI 2646
- > Optional certificate as per DAkkS-DKD-R 3-8
- > A large LC graphic display
- > Wide measuring range in N-m, can be switched to cN-m, lbf-ft or lbf-in (model dependant)
- > Power supply unit with EURO plug (UK, US, AUS-adaptor on request)
- > Accessories: Operating display, display holder incl. cable, software incl. connection cable for PC



□"	□	N-m	lbf-ft	Resolution	Adaptor	⚖️	Code	No.
1/4	6.3	0,5-15	0,4-11	0,001 N-m	-	4.8	2795663	ETP 15
1/2	12.5	4-100	3-74	0,01 N-m	1/4", 3/8"	10.0	2795701	ETP 100
3/4	20.0	20-500	14,8-369	0,1 N-m	3/8", 1/2"	10.3	2795728	ETP 500
3/4	20.0	50-1000	36,9-737,6	0,1 N-m	3/8", 1/2"	10.3	2795868	ETP 1000
1.1/2	40.0	300-3150	221-2323	1,0 N-m	3/4", 1"	26.8	2795884	ETP 3150

ETPG

BASIC HOUSING

- > From aluminium cast (except ETP3150)
- > Serial interface RS232 for PC
- > Traceable to national standards with factory certificate
- > High measurement accuracy: +/- 1 % tolerance of reading, +/- 1 digit
- > ETPG 15 with integrated overload protection and tool for manual resetting after unintended overload
- > Wide measuring range in N-m, can be switched to cN-m, lbf-ft or lbf-in
- > Power supply unit with EURO plug (UK, US, AUS-adaptor on request)



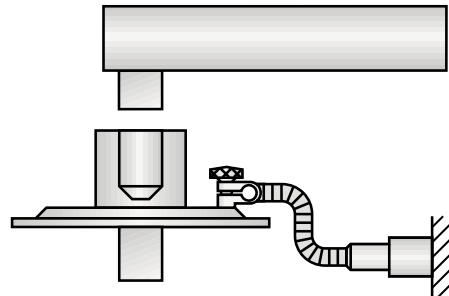
□"	□	N-m	lbf-ft	Resolution	Adaptor	⚖️	Code	No.
1/4	6.3	0,5-15	0,4-11	0,001 N-m	-	4.0	2795892	ETPG 15
1/2	12.5	4-100	3-74	0,01 N-m	1/4", 3/8"	9.2	2795906	ETPG 100
3/4	20.0	20-500	14,8-369	0,1 N-m	3/8", 1/2"	9.5	2795914	ETPG 500
3/4	20.0	50-1000	36,9-737,6	0,1 N-m	3/8", 1/2"	9.5	2795930	ETPG 1000
1.1/2	40.0	300-3150	221-2323	1,0 N-m	3/4", 1"	26.0	2795957	ETPG 3150

Torque angle indicator

TORQUE ANGLE INDICATOR 8200



- > When using torque angle indicator no. 8200, please note: The maximum output of the torque wrenches must not be passed. Please ensure that the maximum load capacity of the square drive including the values achieved by angle-regulated tightening is not exceeded:
- > 1/2" max. approx. 390 N-m
- > 3/4" max. approx. 1330 N-m

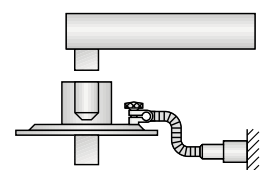


8200 TORQUE ANGLE INDICATOR

- Use:**
- > Additional angle-regulated tightening for controlled torque and angle activation

- Features:**
- > Torque angle indicator with 1/2" or 3/4" square drive
 - > For additional precise angle tightening (0 - 360°)
 - > 1/2" square drive with ball locking device or 3/4" square drive with pin locking device
 - > No. 8200-01/-02 models with sliding magnetic and gripping arm
 - > No. 8200-11 only with magnetic arm - simple design
 - > To operate with a suitable torque wrench
 - > The maximum output of the torque wrench must not be passed

- Scope of delivery:**
- > Torque angle indicator
 - > Delivered in a strong plastic case (no. 8200-01/-02), model no. 8200-11 in sturdy hard cardboard packaging



■ "	□ "	∅ mm	∠ °	⚖ kg	Code	No.
1/2	1/2	80	0-360	0.330	1195980	8200-01
1/2	1/2	82	0-360	0.330	7718480	8200-11
3/4	3/4	120	0-360	0.530	7716510	8200-02

Accessories

End fittings 16 Z

8791 (MM)
OPEN END FITTING

16 Z

- > For accessing bolts in cramped and hard-to-reach locations, easy to change
- > Forged
- > Chrome-vanadium steel, matt chrome-plated
- > With eject-pin for unlocking



Ø mm	Ø	mm	Ø mm	Depth gauge		Code	No.
7	16	5	20.5	32	0.080	7774470	8791-07
8	16	5	20.5	32	0.080	7774550	8791-08
9	16	5	20.5	32	0.080	7774630	8791-09
10	16	7	29.0	32	0.090	7710070	8791-10
11	16	7	29.0	32	0.090	7710150	8791-11
12	16	7	29.0	32	0.090	7676890	8791-12
13	16	8	34.5	32	0.120	7710230	8791-13
14	16	8	34.5	32	0.120	7710310	8791-14
15	16	8	34.5	32	0.120	7710580	8791-15
16	16	9	41.5	32	0.160	7710660	8791-16
17	16	9	41.5	32	0.160	7710740	8791-17
18	16	9	41.5	32	0.160	7676970	8791-18
19	16	10	45.0	32	0.180	7710820	8791-19

Ø mm	Ø	mm	Ø mm	Depth gauge		Code	No.
20	16	10	45.0	32	0.180	7710900	8791-20
21	16	10	45.0	32	0.180	7677000	8791-21
22	16	11	56.0	32	0.220	7711040	8791-22
23	16	11	56.0	32	0.220	1977164	8791-23
24	16	11	56.0	32	0.220	7711120	8791-24
25	16	11	56.0	32	0.220	1552279	8791-25
26	16	11	56.0	32	0.220	1552287	8791-26
27	16	12	60.5	32	0.260	7711200	8791-27
28	16	12	68.0	32	0.300	1207008	8791-28
29	16	12	68.0	32	0.300	1552309	8791-29
30	16	12	68.0	32	0.300	7774710	8791-30
32	16	12	68.0	32	0.300	7774980	8791-32
36	16	12	68.0	32	0.300	1552317	8791-36

8791 (AF)
OPEN END FITTING

16 Z

- > For accessing bolts in cramped and hard-to-reach locations, easy to change
- > Forged
- > Chrome-vanadium steel, matt chrome-plated
- > With eject-pin for unlocking



Ø AF	Ø	mm	Ø mm	Depth gauge		Code	No.
1/4	16	5	20.5	32	0.090	1211421	8791-1/4AF
5/16	16	5	20.5	32	0.080	7720030	8791-5/16AF
3/8	16	7	29.0	32	0.090	1211447	8791-3/8AF
7/16	16	7	29.0	32	0.090	7720110	8791-7/16AF
1/2	16	8	34.5	32	0.090	7720380	8791-1/2AF
9/16	16	8	34.5	32	0.120	7720460	8791-9/16AF
5/8	16	9	41.5	32	0.160	7720540	8791-5/8AF
11/16	16	9	41.5	32	0.160	7720620	8791-11/16AF
3/4	16	10	45.0	32	0.180	7720700	8791-3/4AF
13/16	16	10	45.0	32	0.090	1211439	8791-13/16AF
7/8	16	11	56.0	32	0.220	7720890	8791-7/8AF
15/16	16	11	56.0	32	0.220	7720970	8791-15/16AF

Ø AF	Ø	mm	Ø mm	Depth gauge		Code	No.
1	16	11	56.0	32	0.220	7721000	8791-1AF
1.1/16	16	12	60.5	32	0.260	7721190	8791-1.1/16AF
1.1/8	16	12	68.0	32	0.300	7721270	8791-1.1/8AF
1.3/16	16	12	68.0	32	0.300	7776170	8791-1.3/16AF
1.1/4	16	12	68.0	32	0.300	7776250	8791-1.1/4AF
1.5/16	16	12	68.0	32	0.300	7776330	8791-1.5/16AF

8792 (MM)

RING END FITTING

16 Z

- > For accessing bolts in cramped and hard-to-reach locations, easy to change
- > Forged
- > Chrome-vanadium steel, matt chrome-plated
- > With eject-pin for unlocking



Ø mm	Ø	mm ²	Ø mm	Depth gauge	kg	Code	No.
7	16	8	15.0	32	0.090	7775010	8792-07
8	16	8	15.0	32	0.090	7775280	8792-08
9	16	8	15.0	32	0.090	7775360	8792-09
10	16	10	19.5	32	0.100	7712600	8792-10
11	16	10	19.5	32	0.100	7712790	8792-11
12	16	10	19.5	32	0.100	7677190	8792-12
13	16	12	23.5	32	0.140	7712870	8792-13
14	16	12	23.5	32	0.140	7712950	8792-14
15	16	12	23.5	32	0.140	7713090	8792-15
16	16	13	28.5	32	0.180	7713170	8792-16

Ø mm	Ø	mm ²	Ø mm	Depth gauge	kg	Code	No.
17	16	13	28.5	32	0.180	7713250	8792-17
18	16	13	28.5	32	0.180	7677270	8792-18
19	16	14	31.5	32	0.210	7713330	8792-19
20	16	14	31.5	32	0.210	7713410	8792-20
21	16	14	31.5	32	0.210	7677350	8792-21
22	16	15	39.5	32	0.260	7713680	8792-22
23	16	15	39.5	32	0.270	1211471	8792-23
24	16	15	39.5	32	0.260	7713760	8792-24
27	16	16	41.5	32	0.300	7713840	8792-27

8792 (AF)

RING END FITTING

16 Z

- > For accessing bolts in cramped and hard-to-reach locations, easy to change
- > Forged
- > Chrome-vanadium steel, matt chrome-plated
- > With eject-pin for unlocking



Ø AF	Ø	mm ²	Ø mm	Depth gauge	kg	Code	No.
1/4	16	8	15.0	32	0.100	1211455	8792-1/4AF
5/16	16	8	15.0	32	0.090	7721350	8792-5/16AF
3/8	16	10	19.5	32	0.100	1211498	8792-3/8AF
7/16	16	10	19.5	32	0.100	7721430	8792-7/16AF
1/2	16	12	23.5	32	0.100	7721510	8792-1/2AF
9/16	16	12	23.5	32	0.140	7721780	8792-9/16AF
5/8	16	13	28.5	32	0.140	7721860	8792-5/8AF

Ø AF	Ø	mm ²	Ø mm	Depth gauge	kg	Code	No.
11/16	16	13	28.5	32	0.180	7721940	8792-11/16AF
3/4	16	14	31.5	32	0.210	7722080	8792-3/4AF
13/16	16	14	31.5	32	0.100	1211463	8792-13/16AF
7/8	16	15	39.5	32	0.260	7722160	8792-7/8AF
15/16	16	15	39.5	32	0.260	7722240	8792-15/16AF
1	16	15	39.5	32	0.300	7722320	8792-1AF
1.1/16	16	16	41.5	32	0.300	7722400	8792-1.1/16AF

8797

FLARED END FITTING

16 Z

- > For accessing bolts in cramped and hard-to-reach locations, easy to change
- > Forged
- > Chrome-vanadium steel, matt chrome-plated
- > With eject-pin for unlocking



Ø mm	Ø	mm ²	Ø mm	max. N·m	c ₁	Depth gauge	kg	Code	No.
7	16	8	15.0	7.0	5.5	32	0.090	1211587	8797-07
8	16	8	15.0	6.5	6.0	32	0.090	1211595	8797-08
9	16	8	15.0	5.5	6.5	32	0.090	1211609	8797-09
10	16	10	19.5	26.0	7.0	32	0.100	1211625	8797-10
11	16	10	19.5	19.0	8.5	32	0.100	1211633	8797-11
12	16	10	19.5	13.0	9.0	32	0.120	1211641	8797-12
13	16	12	23.5	34.0	10.0	32	0.140	1211668	8797-13
14	16	12	23.5	24.0	11.2	32	0.140	7664290	8797-14
15	16	12	23.5	18.0	12.0	32	0.140	1211684	8797-15

Ø mm	Ø	mm ²	Ø mm	max. N·m	c ₁	Depth gauge	kg	Code	No.
16	16	13	28.5	66.0	13.0	32	0.180	1211692	8797-16
17	16	13	28.5	56.0	14.0	32	0.180	1211706	8797-17
18	16	13	28.5	45.0	14.5	32	0.200	1211714	8797-18
19	16	14	31.5	80.0	15.0	32	0.210	1211722	8797-19
20	16	14	31.5	60.0	16.0	32	0.210	1211731	8797-20
21	16	14	31.5	43.0	16.5	32	0.210	1211749	8797-21
22	16	15	39.5	172.0	17.0	32	0.260	1211757	8797-22
24	16	15	39.5	118.0	18.0	32	0.260	1211773	8797-24
27	16	16	41.5	76.0	20.0	32	0.300	1211781	8797-27

8754 RATCHET HEAD

16 Z

- > For accessing bolts in cramped and hard-to-reach locations, easy to change
- > Forged
- > Chrome-vanadium steel, matt chrome-plated

- > With eject pin for unlocking
- > Max. continuous load of ratchet according to DIN EN ISO 6789:2003 and/or maximum load of cavity



8754-01



8754-02



■"	■	∅	Type	Depth gauge	Continuous load	⚖	Code	No.
3/8	10.0	16	●	32	3/8" = 135 N-m	0.170	7711980	8754-01
1/2	12.5	16	●	32	1/2" = 340 N-m	0.270	7712010	8754-02

8756 END FITTING IN-HEX

16 Z

- > For accessing bolts in cramped and hard-to-reach locations, easy to change
- > Forged
- > Chrome-vanadium steel, matt chrome-plated
- > With eject-pin for unlocking

8790 - 8793 FIXED SQUARE HEAD

16 Z

- > For accessing bolts in cramped and hard-to-reach locations, easy to change
- > Forged
- > Chrome-vanadium steel, matt chrome-plated
- > With eject pin for unlocking
- > Max. continuous load of ratchet according to DIN EN ISO 6789:2003 and/or maximum load of cavity



● mm	∅	Depth gauge	⚖	Code	No.
3	16	32	0.100	7773740	8756-03
4	16	32	0.100	7773820	8756-04
5	16	32	0.100	7773900	8756-05
6	16	32	0.100	7774040	8756-06
8	16	36	0.110	7774120	8756-08


■"	■	∅	Type	Depth gauge	Continuous load	⚖	Code	No.
3/8	10.0	16	■	32	3/8" = 135 N-m	0.350	7709490	8790-00
1/2	12.5	16	■	32	1/2" = 340 N-m	0.380	7709570	8793-00

8794-02 - 8794-03

RATCHET HEAD

22 Z

- > For accessing bolts in cramped and hard-to-reach locations, easy to change
- > Forged
- > Chrome-vanadium steel, matt chrome-plated
- > With eject-pin for unlocking



■"	■	∅	Type	Depth gauge	Continuous load	⚖️	Code	No.
3/4	20	22	●□	56	3/4" = 850 N-m	1.011	2961385	8794-02
3/4	20	22	●□	56	3/4" = 850 N-m	0.950	1427318	8794-03

End fittings 28 Z

8798

OPEN END FITTING

28 Z

- > For accessing bolts in cramped and hard-to-reach locations, easy to change
- > Chrome-vanadium steel, matt chrome-plated
- > With catch retention
- > Special sizes available on request



∅ mm	∅	mm ² ↔	∅ mm	Depth gauge	⚖️	Code	No.
36	28	18.0	77.5	75	1.9	1565346	8798-36
41	28	19.5	89.0	75	1.9	1565354	8798-41
46	28	20.0	99.0	75	1.9	1565362	8798-46
50	28	21.5	108.0	75	1.9	1565370	8798-50
55	28	24.5	118.5	75	2.1	1565389	8798-55
60	28	24.5	129.5	75	2.1	1565397	8798-60
65	28	28.0	140.5	75	2.4	1565400	8798-65
70	28	30.0	151.0	75	2.9	1565419	8798-70
75	28	31.5	163.0	100	4.0	1565427	8798-75

8799

RING END FITTING

28 Z

- > For accessing bolts in cramped and hard-to-reach locations, easy to change
- > Chrome-vanadium steel, matt chrome-plated
- > With catch retention
- > Special sizes available on request



∅ mm	∅	mm ² ↔	∅ mm	Depth gauge	⚖️	Code	No.
36	28	19.5	60	75	1.6	1565494	8799-36
41	28	20.5	66	75	1.8	1565508	8799-41
46	28	22.5	75	75	2.1	1565516	8799-46
50	28	23.5	80	75	2.2	1565524	8799-50
55	28	25.0	88	75	2.4	1565532	8799-55
60	28	26.0	94	75	2.5	1565540	8799-60
65	28	29.0	101	75	2.9	1565559	8799-65
70	28	32.5	110	75	2.0	1565567	8799-70
75	28	34.0	117	100	4.5	1565575	8799-75
80	28	35.0	123	100	4.8	1565583	8799-80

8794

RATCHET HEAD

28 Z

- > For accessing bolts in cramped and hard-to-reach locations, easy to change
- > Chrome-vanadium steel, matt chrome-plated
- > With catch retention
- > Max. continuous load of coupler according to DIN EN ISO 6789:2003 and/or maximum support load: 1000 N-m



■"	■	∅	Type	Depth gauge	⚖️	Code	No.
3/4	20	28	●□	75	1.8	1566032	8794-05

End fittings 9x12 SE

7112

RECTANGULAR OPEN END FITTING

9x12

- › For accessing bolts in cramped and hard-to-reach locations, easy to change
- › Forged
- › Chrome-vanadium steel, matt chrome-plated
- › With eject-pin for unlocking



Ø mm	□ mm	mm ² ⇄	Ø mm	Depth gauge	⚖ kg	Code	No.
7	9 x 12	5.5	20.0	17.5	0.035	7688390	7112-07
8	9 x 12	5.5	21.5	17.5	0.035	7688550	7112-08
9	9 x 12	5.5	23.0	17.5	0.035	7679050	7112-09
10	9 x 12	5.5	24.5	17.5	0.040	7688630	7112-10
11	9 x 12	5.5	26.0	17.5	0.030	7688980	7112-11
12	9 x 12	5.5	27.5	17.5	0.035	7679560	7112-12
13	9 x 12	5.5	29.0	17.5	0.035	7689010	7112-13
14	9 x 12	7.5	31.0	20.0	0.040	7689360	7112-14

Ø mm	□ mm	mm ² ⇄	Ø mm	Depth gauge	⚖ kg	Code	No.
15	9 x 12	7.5	33.0	20.0	0.040	7689440	7112-15
16	9 x 12	7.5	35.0	20.0	0.045	7679990	7112-16
17	9 x 12	7.5	37.0	20.0	0.050	7689600	7112-17
18	9 x 12	7.5	39.0	20.0	0.060	7684560	7112-18
19	9 x 12	7.5	41.0	20.0	0.060	7689790	7112-19

7212

RECTANGULAR RING END FITTING

9x12

- › For accessing bolts in cramped and hard-to-reach locations, easy to change
- › Forged
- › Chrome-vanadium steel, matt chrome-plated
- › With eject-pin for unlocking



Ø mm	□ mm	mm ² ⇄	Ø mm	Depth gauge	⚖ kg	Code	No.
7	9 x 12	8	13.0	17.5	0.030	7691340	7212-07
8	9 x 12	8	14.2	17.5	0.030	7691420	7212-08
10	9 x 12	8	17.2	17.5	0.030	7691690	7212-10
11	9 x 12	8	18.6	17.5	0.030	7691770	7212-11
12	9 x 12	12	20.0	17.5	0.035	7677940	7212-12
13	9 x 12	12	21.5	17.5	0.035	7691930	7212-13
14	9 x 12	12	23.0	17.5	0.040	7692230	7212-14

Ø mm	□ mm	mm ² ⇄	Ø mm	Depth gauge	⚖ kg	Code	No.
15	9 x 12	12	24.0	17.5	0.040	7692580	7212-15
16	9 x 12	13	26.0	17.5	0.040	7678080	7212-16
17	9 x 12	13	27.0	17.5	0.040	7692740	7212-17
18	9 x 12	13	28.5	17.5	0.040	7678160	7212-18
19	9 x 12	13	30.5	17.5	0.040	7692820	7212-19
21	9 x 12	15	33.0	17.5	0.050	7678240	7212-21
22	9 x 12	15	34.5	17.5	0.050	7693040	7212-22

7312

RECTANGULAR FLARED END FITTING

9x12

- › For accessing bolts in cramped and hard-to-reach locations, easy to change
- › Forged
- › Chrome-vanadium steel, matt chrome-plated
- › With eject-pin for unlocking



Ø mm	□ mm	mm ² ⇄	Ø mm	Opening width	Depth gauge	⚖ kg	Code	No.
10	9 x 12	12	21.0	7.3	17.5	0.040	7685290	7312-10
11	9 x 12	12	22.5	8.7	17.5	0.040	7685370	7312-11
12	9 x 12	12	24.0	9.0	17.5	0.040	7699590	7312-12
13	9 x 12	12	25.0	10.0	17.5	0.040	7679210	7312-13
14	9 x 12	13	27.0	11.0	17.5	0.050	7679480	7312-14

Ø mm	□ mm	mm ² ⇄	Ø mm	Opening width	Depth gauge	⚖ kg	Code	No.
17	9 x 12	13	31.5	14.0	17.5	0.065	7685880	7312-17
18	9 x 12	15	33.0	14.7	17.5	0.065	7679640	7312-18
19	9 x 12	15	34.5	15.3	17.5	0.065	7686260	7312-19
22	9 x 12	15	39.0	17.0	17.5	0.065	7679720	7312-22

7412

RECTANGULAR REVERSIBLE RATCHET HEAD

9x12

- > For accessing bolts in cramped and hard-to-reach locations, easy to change
- > Forged
- > Chrome-vanadium steel, matt chrome-plated
- > With eject-pin for unlocking
- > Fine-toothed
- > Return angle 5 degrees
- > Max. continuous load of ratchet according to DIN EN ISO 6789:2003 and/or maximum load of cavity



"	■	□mm	∠°	mm _±	⊘mm	Depth gauge	Continuous load	⚖	Code	No.
1/4	6.3	9 x 12	5	16.6	25	17.5	1/4" = 30 N-m	0.060	7672710	7412-00
3/8	10.0	9 x 12	5	23.2	34	17.5	3/8" = 135 N-m	0.140	7686500	7412-01
1/2	12.5	9 x 12	5	24.2	34	17.5	1/2" = 150 N-m	0.150	7687230	7412-02

7612

RECTANGULAR FIXED SQUARE HEAD

9x12

- > For accessing bolts in cramped and hard-to-reach locations, easy to change
- > Forged
- > Chrome-vanadium steel, matt chrome-plated
- > With eject-pin for unlocking
- > Max. continuous load of ratchet according to DIN EN ISO 6789:2003 and/or maximum load of cavity



"	■	□mm	mm _±	⊘mm	Depth gauge	Continuous load	⚖	Code	No.
1/4	6.3	9 x 12	14	20	17.5	1/4"/30 N-m	0.070	7672630	7612-00
3/8	10.0	9 x 12	14	20	17.5	3/8"/135 N-m	0.070	7679800	7612-01
1/2	12.5	9 x 12	14	20	17.5	1/2"/150 N-m	0.080	7687900	7612-02

7812

RECTANGULAR BIT HOLDER

9x12

- > For accessing bolts in cramped and hard-to-reach locations, easy to change
- > Forged
- > Chrome-vanadium steel, matt chrome-plated
- > With eject-pin for unlocking



"	●	□mm	mm _±	⊘mm	Depth gauge	⚖	Code	No.
1/4	6.3	9 x 12	10.0	14	17.5	0.040	2101645	7812-10
5/16	8.0	9 x 12	12.5	16	17.5	0.040	7697970	7812-00

7912

RECTANGULAR WELD-ON FITTING

9x12

- › For accessing bolts in cramped and hard-to-reach locations, easy to change
- › Bear the depth gauges in mind
- › Chrome-vanadium steel 31CrV3



↳ mm	mm	mm	mm	Depth gauge	kg	Code	No.
14	9 x 12	14.5	19	8	0.030	7698190	7912-00

SUKSE

RECTANGULAR RING RATCHET SPANNER, REVERSIBLE

9x12

- › 9x12 mm rectangular cavity with pin-locking
- › Flat ring ratchet with UD-profile, fine-toothed
- › With recessed lever change
- › For loosening or fast tightening with high torque transfer
- › Non-glare look thanks to matt chrome-plating, locking insert and pawl manganese-phosphated
- › GEDORE vanadium steel 31CrV3, forged
- › To operate with a 9x12 mm torque wrench or rectangular handle 9x12 mm



mm	mm	°	h	b	Depth gauge	kg	Code	No.
10	9 x 12	7	7.7	21.0	40	0.070	2827735	SUKSE9 10
13	9 x 12	7	9.0	25.7	42	0.090	2827743	SUKSE9 13
17	9 x 12	6	10.6	33.6	45	0.130	2827751	SUKSE9 17
19	9 x 12	6	11.7	36.3	52	0.150	2827778	SUKSE9 19

AGSE9

RECTANGULAR HANDLE SE

9x12

- › To operate with rectangular end fittings 9x12
- › For removing bolts or nuts, especially in confined spaces
- › Without torque function
- › GEDORE vanadium steel 31CrV3, matt chrome-plated
- › Non-slip 2-component handle with hanging hole
- › Max. continuous load of cavity according to DIN EN ISO 6789:2003 and/or maximum support load : 150 N-m



mm	L	h	b	kg	Code	No.
9 x 12	267	18.5	22	0.320	2827786	AGSE9

End fittings 14x18 SE

7118
RECTANGULAR OPEN END FITTING

14x18

- › For accessing bolts in cramped and hard-to-reach locations, easy to change
- › Forged
- › Chrome-vanadium steel, matt chrome-plated
- › With eject-pin for unlocking



Ø mm	□ mm	mm $\frac{1}{2}$	Ø mm	Depth gauge	$\frac{kg}{lb}$	Code	No.
13	14 x 18	7	30.0	25.0	0.120	7689870	7118-13
14	14 x 18	7	32.0	25.0	0.120	7690020	7118-14
15	14 x 18	7	34.0	25.0	0.120	7690100	7118-15
16	14 x 18	9	35.5	25.0	0.125	7685610	7118-16
17	14 x 18	9	37.0	25.0	0.130	7690370	7118-17
18	14 x 18	9	39.0	25.0	0.130	7686180	7118-18
19	14 x 18	9	41.0	25.0	0.130	7690450	7118-19
21	14 x 18	11	45.0	25.0	0.155	7686420	7118-21
22	14 x 18	11	47.0	25.0	0.150	7690610	7118-22

Ø mm	□ mm	mm $\frac{1}{2}$	Ø mm	Depth gauge	$\frac{kg}{lb}$	Code	No.
24	14 x 18	11	51.0	25.0	0.170	7690880	7118-24
27	14 x 18	13	58.5	32.5	0.185	7690960	7118-27
29	14 x 18	13	63.0	32.5	0.220	2212285	7118-29
30	14 x 18	13	67.5	32.5	0.220	7691260	7118-30
32	14 x 18	13	67.5	32.5	0.220	7687740	7118-32
34	14 x 18	15	74.0	33.5	0.255	1963708	7118-34
36	14 x 18	15	78.0	36.0	0.257	1963716	7118-36
41	14 x 18	15	82.0	40.0	0.261	1963724	7118-41

7218
RECTANGULAR RING END FITTING

14x18

- › For accessing bolts in cramped and hard-to-reach locations, easy to change
- › Forged
- › Chrome-vanadium steel, matt chrome-plated
- › With eject-pin for unlocking



Ø mm	□ mm	mm $\frac{1}{2}$	Ø mm	Depth gauge	$\frac{kg}{lb}$	Code	No.
13	14 x 18	12.0	21.5	25	0.120	7693120	7218-13
14	14 x 18	12.0	23.0	25	0.120	7693390	7218-14
15	14 x 18	12.0	24.2	25	0.115	7693470	7218-15
16	14 x 18	12.0	25.7	25	0.125	7678320	7218-16
17	14 x 18	12.0	27.2	25	0.125	7693630	7218-17
18	14 x 18	12.0	28.5	25	0.125	7678830	7218-18
19	14 x 18	12.0	30.5	25	0.125	7693710	7218-19
21	14 x 18	15.0	33.0	25	0.140	7678910	7218-21
22	14 x 18	15.0	34.5	25	0.140	7693980	7218-22
24	14 x 18	15.0	37.5	25	0.140	7694280	7218-24

Ø mm	□ mm	mm $\frac{1}{2}$	Ø mm	Depth gauge	$\frac{kg}{lb}$	Code	No.
27	14 x 18	17.5	41.5	31	0.150	7694440	7218-27
30	14 x 18	17.5	45.0	31	0.160	7694790	7218-30
32	14 x 18	17.5	47.5	31	0.165	7695920	7218-32
34	14 x 18	19.0	50.5	31	0.195	7679130	7218-34
36	14 x 18	19.0	53.0	31	0.195	7696220	7218-36
41	14 x 18	19.0	59.0	31	0.225	7696300	7218-41

7418

RECTANGULAR REVERSIBLE RATCHET HEAD

14x18

- > For accessing bolts in cramped and hard-to-reach locations, easy to change
- > Forged
- > Chrome-vanadium steel, matt chrome-plated
- > With eject-pin for unlocking
- > Fine-toothed
- > Return angle 7 degrees
- > Max. continuous load of ratchet according to DIN EN ISO 6789:2003 and/or maximum load of cavity



"	mm	mm	°	mm	mm	Depth gauge	Continuous load	kg	Code	No.
1/2	12.5	14 x 18	7,2	28.8	47	25	1/2" = 340 N-m	0.350	7687580	7418-02
3/4	20.0	14 x 18	7,2	35.5	64	33	3/4" = 400 N-m	0.780	7687660	7418-04

7618

RECTANGULAR FIXED SQUARE HEAD

14x18

- > For accessing bolts in cramped and hard-to-reach locations, easy to change
- > Forged
- > Chrome-vanadium steel, matt chrome-plated
- > With eject pin for unlocking
- > Max. continuous load of ratchet according to DIN EN ISO 6789:2003 and/or maximum load of cavity



"	mm	mm	mm	mm	Depth gauge	Continuous load	kg	Code	No.
1/2	12.5	14 x 18	18	27	25	1/2" = 340 N-m	0.200	7688040	7618-02
3/4	20.0	14 x 18	25	40	25	3/4" = 400 N-m	0.390	7688200	7618-04

7818

RECTANGULAR BIT HOLDER

14x18

- > For accessing bolts in cramped and hard-to-reach locations, easy to change
- > Forged
- > Chrome-vanadium steel, matt chrome-plated
- > With eject-pin for unlocking



"	mm	mm	mm	mm	Depth gauge	kg	Code	No.
5/16	8	14 x 18	12.5	16	25	0.100	7698000	7818-00

7918

RECTANGULAR WELD-ON FITTING

14x18

- > For accessing bolts in cramped and hard-to-reach locations, easy to change
- > Bear the depth gauges in mind
- > Chrome-vanadium steel 31CrV3






mm	mm	mm	mm	mm	Depth gauge	kg	Code	No.
25	14 x 18	21.5	26	12	0.100	7698430	7918-00	

Empty standard packaging

MODULE SYSTEMS - FLEXIBILITY WITH FLAIR

- › The module system adapts itself exactly to your wishes and requirements. At last, you can assemble your sets completely individually. Exactly and only using the tools you actually need. For every need, our system provides you with the perfect solution. Whether you chose a standard or an individual solution, your DREMASTER®/TORCOFIX torque wrenches with or without accessories, are always stored and transported professionally by virtue of the modular system design.
- › Your set is flexibly alterable and extendible at all times. Just replace or add modules. The modules themselves are delivered with dummy plugs. Simply remove the plugs from the cavities you wish to load with your tools or accessory units. The remaining cavities remain closed - that's what we call neat.
- › You tell us which tools you would like to combine into a set and we will then take care of the rest and you will get your desired set without delay. Finished and ready!



PLASTIC CASSETTES EMPTY FOR DREMOMETER MINI + AM

Use:

- › Standard packaging for sets of the torque wrench series DREMOMETER MINI and AM
- › Robust and solid, best for storage and transport

Features:

- › With foam rubber inlay and nest-holes for the accessories

Scope of delivery:

- › Empty black plastic cassettes with foam inlay
- › Delivery in sturdy cardboard packaging



SHEET METAL CASE EMPTY FOR DREMOMETER A-F

Use:

- › Standard packaging for sets of the torque wrench series DREMOMETER A-F
- › Robust and solid, best for storage and transport


Features:


- › With integrated metal-flight and nest-holes for the accessories
- › Hinges, locks and hand grip made of steel
- › GEDORE blue powder-coated

Scope of delivery:

- › Sheet metal case, empty
- › Delivery in sturdy cardboard packaging



Description	L	W	H		Code	No.
Plastic cassette + foam inlay for DREMO MINI	275	150	42	0.296	1986805	753-88
Plastic cassette + foam insert for DREMO AM	275	150	42	0.310	7620910	8554-99

Description	L	W	H		Code	No.
Sheet metal case for DREMO A	370	115	50	1.200	7621050	8560-90
Sheet metal case for DREMO B	485	115	52	1.698	7621130	8561-90
Sheet metal case for DREMO BC/C	630	115	52	1.950	7621210	8562-90
Sheet metal case for DREMO D/DS	830	165	73	3.713	7621480	8563-90
Sheet metal case for DREMO DR/DX	830	165	73	3.656	7622100	8571-90
Sheet metal case for DREMO E / EK	945	270	100	10.300	7621560	8564-90
Sheet metal case for DREMO F	1040	175	100	6.700	1742876	8572-90