

1.5 Amp. Surface Mounted Glass Passivated Fast Recovery Rectifier

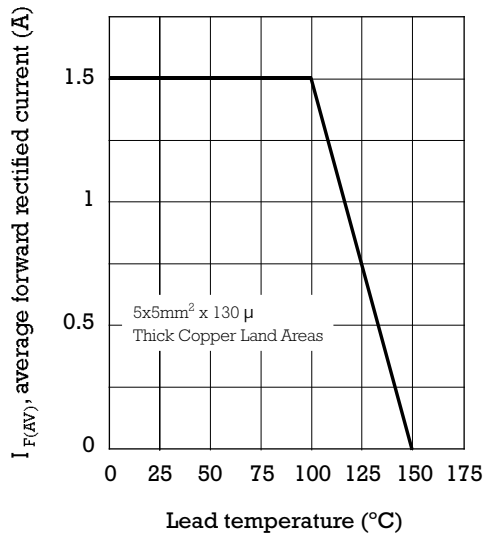
<p>Dimensions in mm.</p> <p>CASE: SMB/DO-214AA</p> <p>Week code F4 I2 G Year code Type No. Class</p> <p>Standard soldering pad</p>	<p>Voltage 50 to 1000 V</p> <p>Current 1.5 A</p>
<ul style="list-style-type: none"> Glass passivated junction High current capability The plastic material carries U/L 94 V-0 Low profile package Easy pick and place High temperature soldering 260 °C 10 sec 	
<p>MECHANICAL DATA</p> <p>Terminals: Solder plated, solderable per IEC 68-2-20. Standard Packaging: 8 mm. tape (EIA-RS-481). Weight: 0.093 g.</p>	

Maximum Ratings and Electrical Characteristics at 25 °C

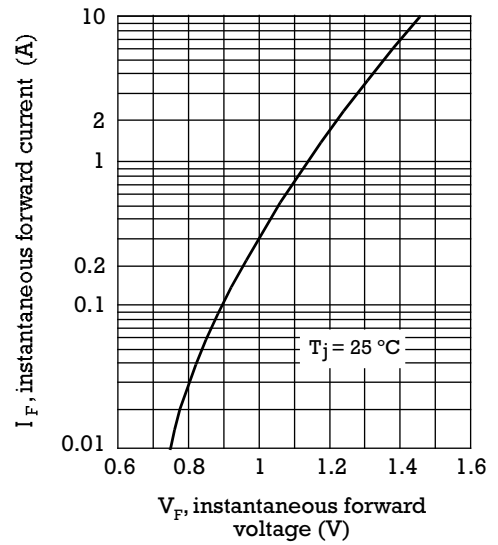
		FRS2A	FRS2B	FRS2D	FRS2G	FRS2J	FRS2K	FRS2M
Marking Code		G1	G2	G3	G4	G5	G6	G7
V_{RRM}	Maximum Recurrent Peak Reverse Voltage	50	100	200	400	600	800	1000
V_{RMS}	Maximum RMS Voltage	35	70	140	280	420	560	700
V_{DC}	Maximum DC Blocking Voltage	50	100	200	400	600	800	1000
$I_{F(AV)}$	Forward current at $T_L = 100\text{ °C}$	1.5 A						
I_{FSM}	8.3 ms. peak forward surge current (Jedec Method)	50 A						
V_F	Maximum Instantaneous Forward Voltage at 1.5 A	1.3 V						
I_R	Maximum DC Reverse Current at Rated DC Blocking Voltage	$T_a = 25\text{ °C}$: 5 μ A $T_a = 125\text{ °C}$: 200 μ A						
t_{rr}	Maximum Reverse Recovery Time (0.5/1/0.25A)	150 ns				250 ns	300 ns	
C_j	Typical Junction Capacitance (1MHz; -4V)	35 pF						
$R_{th(j-l)}$ $R_{th(j-a)}$	Typical Thermal Resistance (5x5 mm ² x 130 μ Copper Area)	20 °C/W 60 °C/W						
$T_j - T_{stg}$	Operating Junction and Storage Temperature Range	-55 to + 150 °C						

Rating And Characteristic Curves

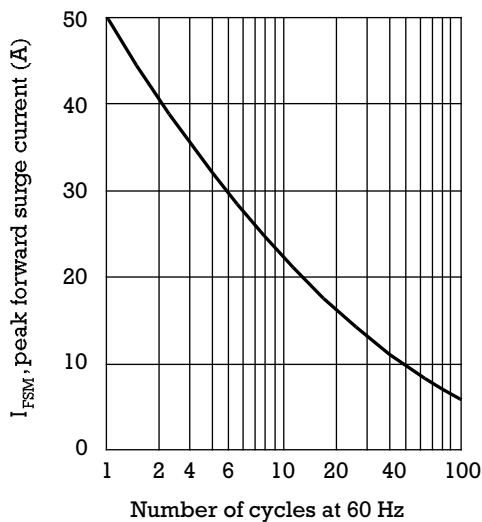
FORWARD CURRENT DERATING CURVE



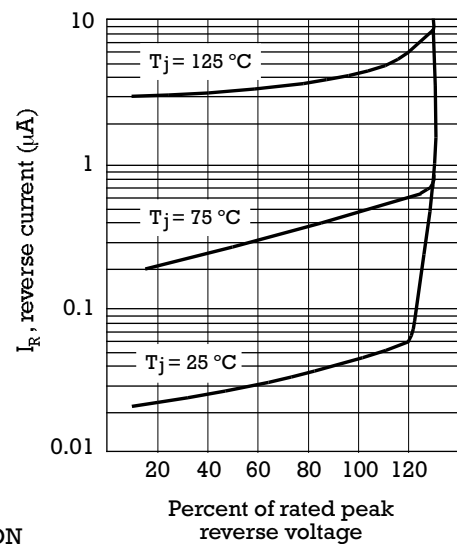
TYPICAL FORWARD CHARACTERISTIC



MAXIMUM NON REPETITIVE PEAK FORWARD SURGE CURRENT



TYPICAL REVERSE CHARACTERISTIC



TYPICAL JUNCTION CAPACITANCE

