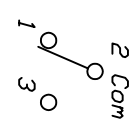


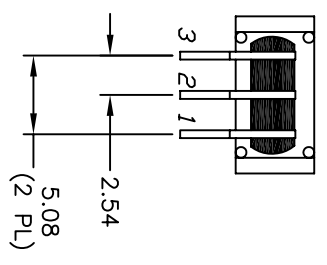
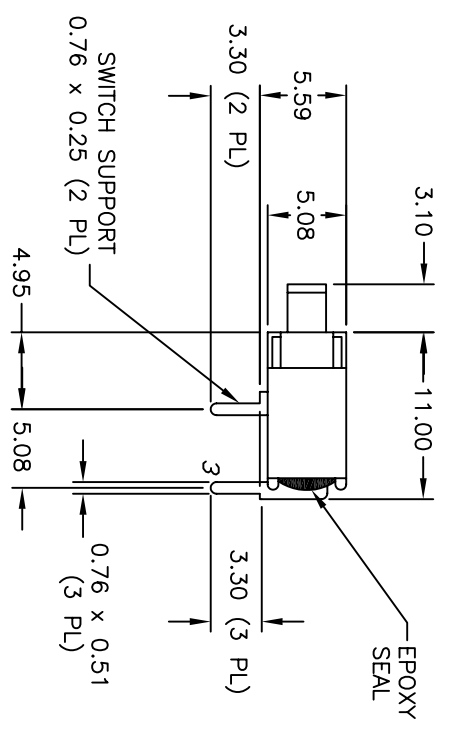
CIRCUIT: SPDT



RECOMMENDED PCB LAYOUT

SWITCH FUNCTION		
PDS: 1	PDS: 2	PDS: 3
DN	NONE	DN
2-1	OPEN	2-3

CONTACT CONFIGURATION



NOTES:

1. ALL DIMENSIONS IN MM
2. GENERAL TOLERANCE: 0.0=±0.4
0.00=±0.25
3. TERMINAL NUMBERS FOR REF ONLY
4. RATING: 0.4 VOLT-AMPS @ 20V MAX (AC OR DC)
5. ELECTRIC LIFE: 30,000 ACTUATIONS @ FULL LOAD
6. INSULATION RESISTANCE: 1,000 Mega-ohm min.
7. DIELECTRIC STRENGTH: 1,000 V RMS @sea level.
8. CRIMP METAL RETAINING BRACKET
9. OPERATING TEMP.: -30°C to 85°C

E-SWITCH®

C	15950	7.00 DIM WAS 8.79	4/10/06	CT
B	14984	ADDED NOTES	7/5/05	JB
A	10673	RELEASED FOR PRODUCTION	6-12-00	GLG
REV.	ECN No.	DESCRIPTION	DATE	CHKD

TITLE		SCALE		DATE		DR		DWG		REV	
500A SSP-1 M6 R E		2:1		6-12-00		GLG		T551102		C	

THE INFORMATION CONTAINED IN THIS DOCUMENT IS PROPRIETARY TO E-SWITCH AND IS NOT TO BE COPIED OR TRANSFERRED