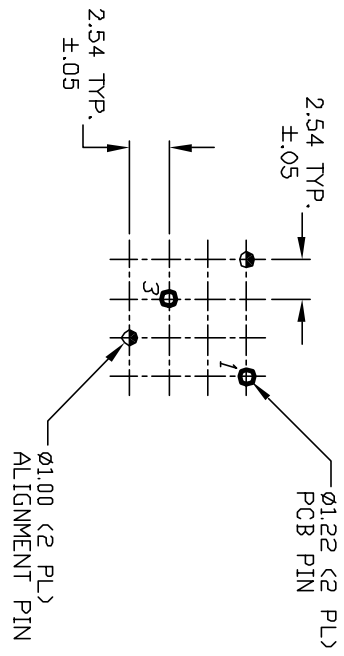
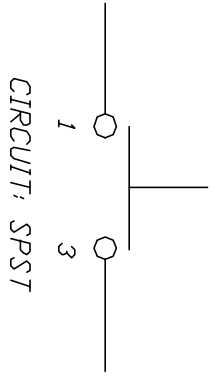
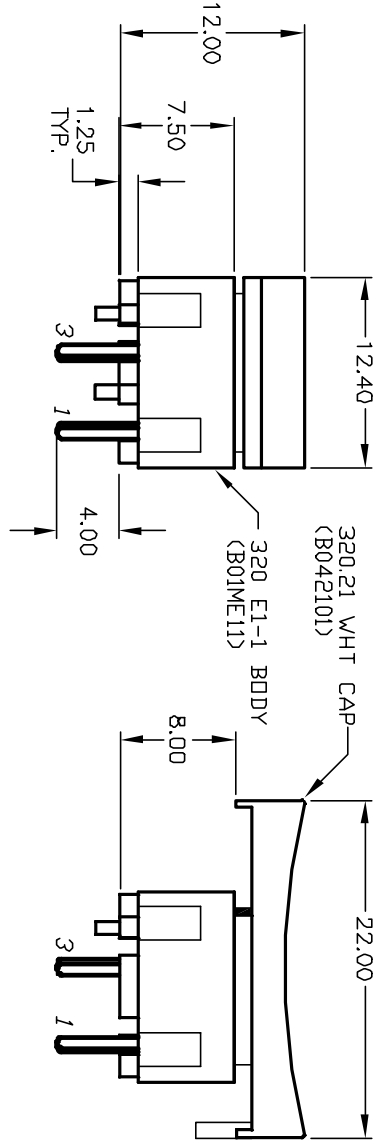


TOP VIEW - SHOW ORIENTATION OF LEGENDS
IN RESPECT TO THE PCB PIN TERMINALS.

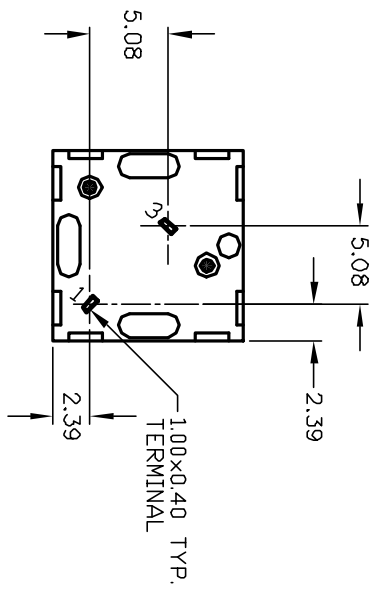


RECOMMENDED P.C.B. LAYOUT



NOTES:

1. ALL DIMENSIONS IN MM
2. GENERAL TOLERANCE: X.X=±0.4 X.XX=±0.25
3. TERMINAL NO'S FOR REFERENCE ONLY.
4. RATING: 25mA, @50VDC
5. OPERATING FORCE: 120gf
6. TRAVEL TO MAKE: 0.7mm
7. USES CONTACT DOME: (B050001)



E-SWITCH®

REV.		ECN No.		DESCRIPTION		DATE		CHKD		CJB	
A		12168		RELEASED FOR PRODUCTION		5/22/02					
THE INFORMATION CONTAINED IN THIS DOCUMENT IS PROPRIETARY TO E-SWITCH AND IS NOT TO BE COPIED OR TRANSFERRED											
TITLE		SCALE		DATE		DR		DWG		REV	
320.21 E1-1 WHT		2:1		12/26/01		CB		XB0121A		A	