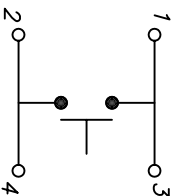


RECOMMENDED P.C.B. LAYOUT



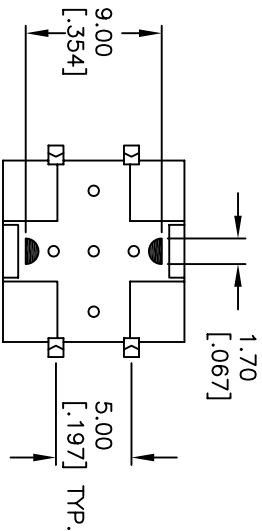
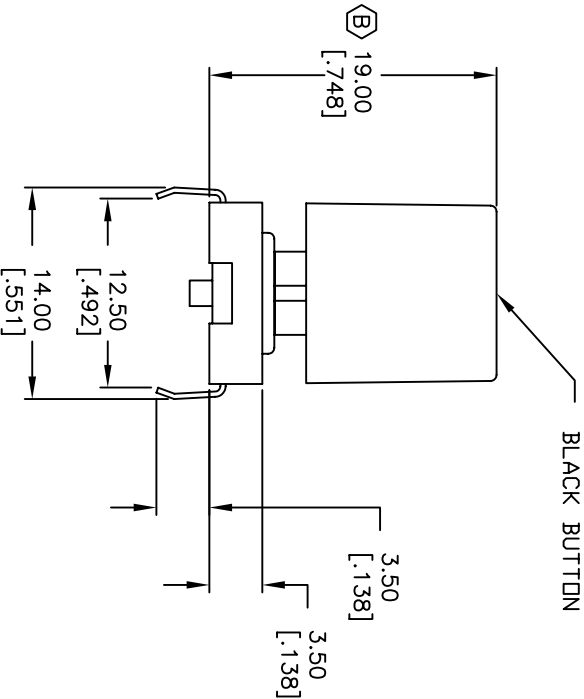
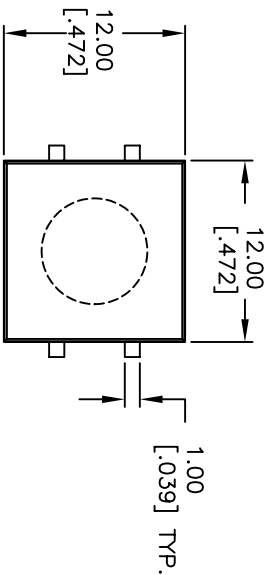
CIRCUIT: SPST

NOTES:

1. ALL DIMENSIONS IN MM [INCH]
2. GENERAL TOLERANCE: X.XX=±0.4  
X.XX=±0.25
3. TERM. NOS. FOR REFERENCE ONLY.
4. CONTACT MATERIAL: SILVER
5. CONTACT RESISTANCE:  
100mILLI-OHMS TYP.
6. INSULATION RESISTANCE:  
>50 MEGA-OHMS
7. TRAVEL: 0.30±0.1mm
8. OPERATING TEMP. -25°C to +85°C
9. OPERATING FORCE: 150±50gf

B	14107	CHANGED HEIGHT OF ACTUATOR	6/18/04	AR
A	11901	RELEASED FOR PRODUCTION	2/4/02	CJB
REV.	ECN No.	DESCRIPTION	DATE	CHKD

THE INFORMATION CONTAINED IN THIS DOCUMENT IS PROPRIETARY TO E-SWITCH AND IS NOT TO BE COPIED OR TRANSMERED



**E-SWITCH**

TITLE	220C 150 Q BLK
SCALE	2:1
DATE	2/4/02
DR	CJB
DWG	L400301
REV	B