

SKN7 - SKN9

SURFACE MOUNT SCHOTTKY BARRIER RECTIFIERS

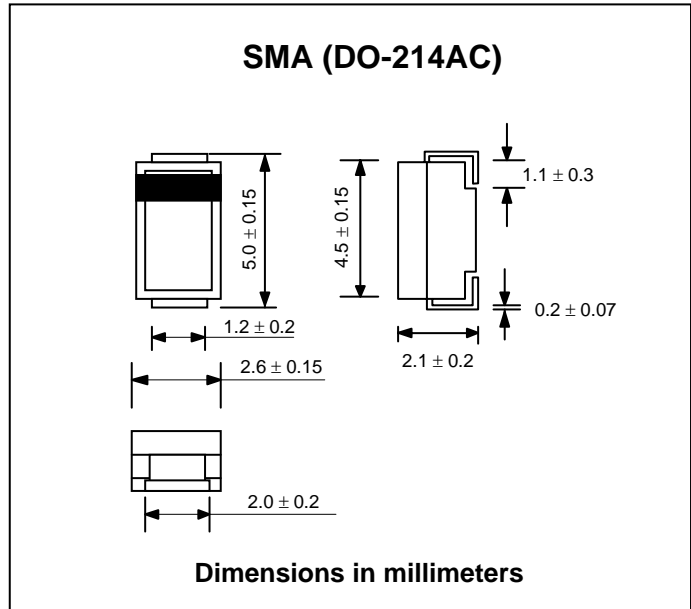
PRV : 20 - 40 Volts
I_o : 1.0 Ampere

FEATURES :

- * High current capability
- * High surge current capability
- * High reliability
- * High efficiency
- * Low power loss
- * Low cost
- * Low forward voltage drop
- * Pb / RoHS Free

MECHANICAL DATA :

- * Case : SMA Molded plastic
- * Epoxy : UL94V-O rate flame retardant
- * Lead : Lead Formed for Surface Mount
- * Polarity : Color band denotes cathode end
- * Mounting position : Any
- * Weight : 0.067 gram



MAXIMUM RATINGS AND ELECTRICAL CHARACTERISTICS

Rating at 25 °C ambient temperature unless otherwise specified.

Single phase, half wave, 60 Hz, resistive or inductive load.

For capacitive load, derate current by 20%.

RATING	SYMBOL	SKN7	SKN8	SKN9	UNIT
Maximum Recurrent Peak Reverse Voltage	V _{RRM}	20	30	40	V
Maximum RMS Voltage	V _{RMS}	14	21	28	V
Maximum DC Blocking Voltage	V _{DC}	20	30	40	V
Maximum Average Forward Current T _L = 90 °C	I _{F(AV)}	1.0			A
Maximum Peak Forward Surge Current, 8.3ms single half sine wave Superimposed on rated load (JEDEC Method)	I _{FSM}	25			A
Maximum Forward Voltage at I _F = 1.0 A	V _F	0.45	0.55	0.6	Volt.
Maximum Reverse Current Ta = 25 °C at Rated DC Blocking Voltage (Note 1) Ta = 100 °C	I _R	1.0			mA
	I _{R(H)}	10			mA
Typical Junction Capacitance (Note 2)	C _J	110			pF
Junction Temperature Range	T _J	- 65 to + 125			°C
Storage Temperature Range	T _{STG}	- 65 to + 125			°C

Notes :

- (1) Pulse Test : Pulse Width = 300 μs, Duty Cycle = 2%.
- (2) Measured at 1 MHz and applied reverse voltage of 4.0 volts.

RATING AND CHARACTERISTIC CURVES (SKN7 - SKN9)

FIG.1 - FORWARD CURRENT DERATING CURVE

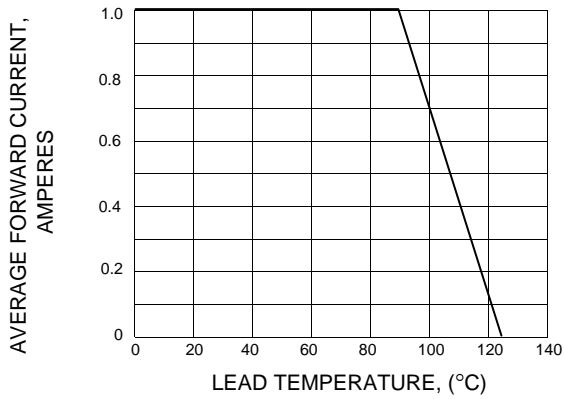


FIG.2 - MAXIMUM NON-REPETITIVE PEAK FORWARD SURGE CURRENT

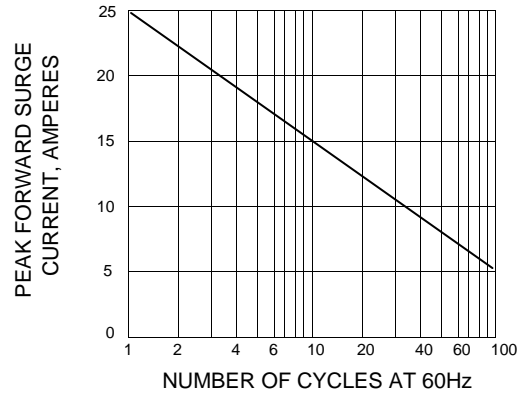


FIG.3 - TYPICAL FORWARD CHARACTERISTICS

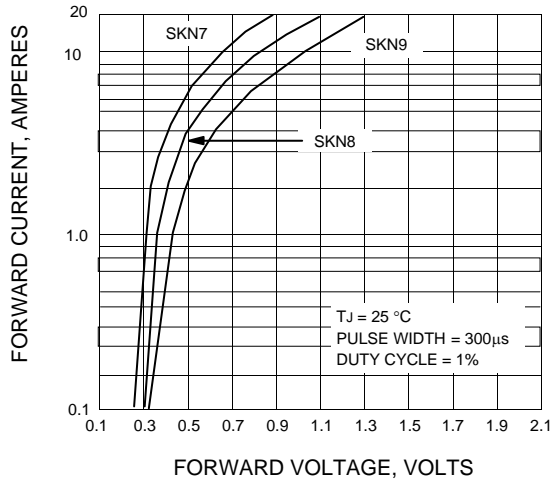


FIG.4 - TYPICAL REVERSE CHARACTERISTICS

