

# 1N5391G - 1N5399G

## GLASS PASSIVATED JUNCTION SILICON RECTIFIERS

**PRV : 50 - 1000 Volts**

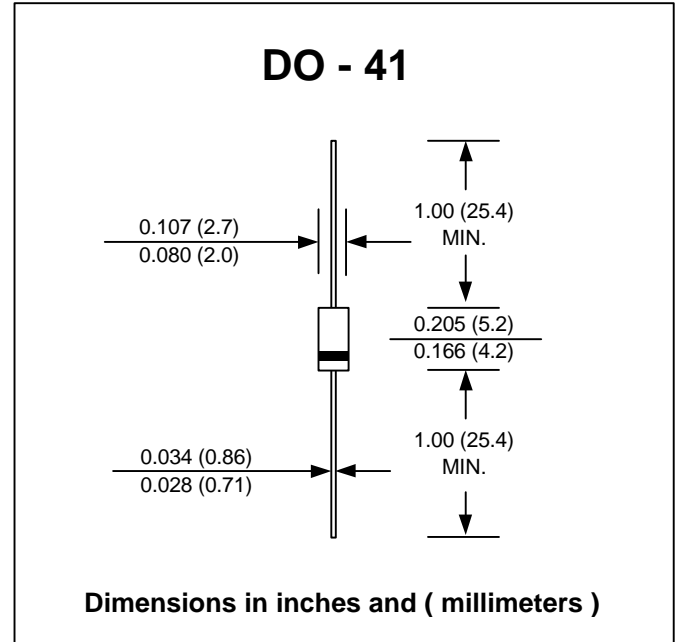
**Io : 1.5 Amperes**

### FEATURES :

- \* Glass passivated chip
- \* High current capability
- \* High reliability
- \* Low reverse current
- \* Low forward voltage drop
- \* **Pb / RoHS Free**

### MECHANICAL DATA :

- \* Case : DO-41 Molded plastic
- \* Epoxy : UL94V-O rate flame retardant
- \* Lead : Axial lead solderable per MIL-STD-202, Method 208 guaranteed
- \* Polarity : Color band denotes cathode end
- \* Mounting position : Any
- \* Weight : 0.34 gram



### MAXIMUM RATINGS AND ELECTRICAL CHARACTERISTICS

Rating at 25 °C ambient temperature unless otherwise specified.

Single phase, half wave, 60 Hz, resistive or inductive load.

For capacitive load, derate current by 20%.

RATING	SYMBOL	1N5391G	1N5392G	1N5393G	1N5394G	1N5395G	1N5396G	1N5397G	1N5398G	1N5399G	UNIT
Maximum Repetitive Peak Reverse Voltage	$V_{RRM}$	50	100	200	300	400	500	600	800	1000	V
Maximum RMS Voltage	$V_{RMS}$	35	70	140	210	280	350	420	560	700	V
Maximum DC Blocking Voltage	$V_{DC}$	50	100	200	300	400	500	600	800	1000	V
Maximum Average Forward Current 0.375" (9.5mm) Lead Length $T_a = 75^\circ\text{C}$	$I_{F(AV)}$	1.5									A
Peak Forward Surge Current 8.3ms Single half sine wave Superimposed on rated load (JEDEC Method)	$I_{FSM}$	50									A
Maximum Forward Voltage at $I_F = 1.5$ Amps.	$V_F$	1.1									V
Maximum DC Reverse Current $T_a = 25^\circ\text{C}$ at rated DC Blocking Voltage $T_a = 100^\circ\text{C}$	$I_R$	5.0									$\mu\text{A}$
	$I_{R(H)}$	50									$\mu\text{A}$
Typical Junction Capacitance (Note1)	$C_J$	15									pF
Typical Thermal Resistance (Note2)	$R_{\theta JA}$	30									$^\circ\text{C/W}$
Junction Temperature Range	$T_J$	- 65 to + 175									$^\circ\text{C}$
Storage Temperature Range	$T_{STG}$	- 65 to + 175									$^\circ\text{C}$

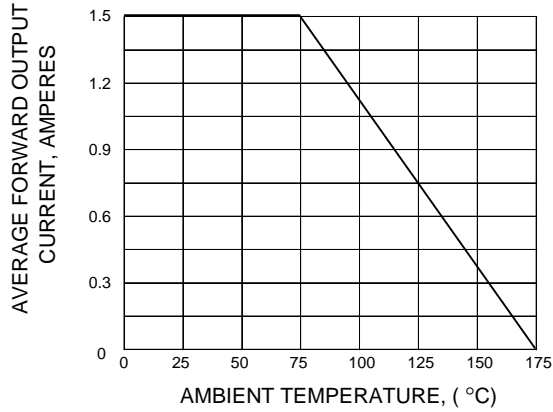
### Notes :

(1) Measured at 1.0 MHz and applied reverse voltage of 4.0V<sub>DC</sub>

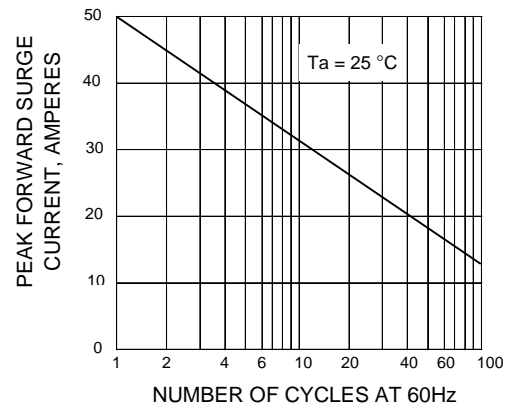
(2) Thermal resistance from Junction to Ambient at 0.375" (9.5mm) Lead Lengths, P.C. Board Mounted.

## RATING AND CHARACTERISTIC CURVES ( 1N5391G - 1N5399G )

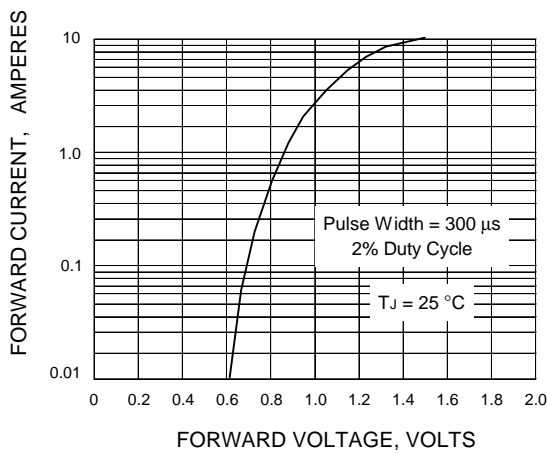
**FIG.1 - DERATING CURVE FOR OUTPUT RECTIFIED CURRENT**



**FIG.2 - MAXIMUM NON-REPETITIVE PEAK FORWARD SURGE CURRENT**



**FIG.3 - TYPICAL FORWARD CHARACTERISTICS**



**FIG.4 - TYPICAL REVERSE CHARACTERISTICS**

