


ECS-327KE 32.768 KHz low power CMOS subminiature SMD oscillator. Ideal for today's high density low power applications.

[Request a Sample](#)

OPERATING CONDITIONS / ELECTRICAL CHARACTERISTICS

ECS-327KE



- Low current 1.5 μ A
- 3.2 x 2.5 mm Footprint
- 1.5 to 5.5V
- PbFree/RoHS Compliant
- -40 ~ +85°C Operating Temperature

Parameters	Conditions	MIN	TYP	MAX	Units
Frequency			32.768		KHz
Frequency Tolerance	VDD = +3.3V at +25°C	-10		+30	PPM
Frequency Stability	-20 ~ +70°C	-90		+30	PPM
	-40 ~ +85°C	-130		+30	PPM
Operating Temperature		-40		+85	°C
Storage Temperature		-55		+125	°C
Input Voltage		+1.425		+5.5	VDC
Absolute Supply Voltage		+1.425		+5.5	VDC
Input Current (-40 ~ 85°C)	At VDD=+3.3V, no load			1.5	μ A
Standby Current (at +25°C)	No Load			250	nA
Output Symmetry	@ 50% VDD CL 15 pF @+25°C	40/60		60/40	%
Rise and Fall Times	CL 15 pF @+25°C (10% to 90% VDD)			200	ns
"0" level (VOL)	CL 15 pf @ +25°C			+0.4	VDC
"1" level (VOH)	CL 15 pf @ +25°C	VDD-0.4V			VDC
Output Load	CMOS			15	pF
Disable delay time				100	nS
Enable delay time	VDD = +3.3V @ 25°C			1	S
Startup time				1	S
Aging (first year)	@ +25°C \pm 3°C			\pm 5	ppm

Part Number: ECS-.327KE-TR

ECS	-	Series	-	Packaging
ECS	-	.327KE	-	TR = Tape & Reel 1K/Reel

Package Dimensions (mm)

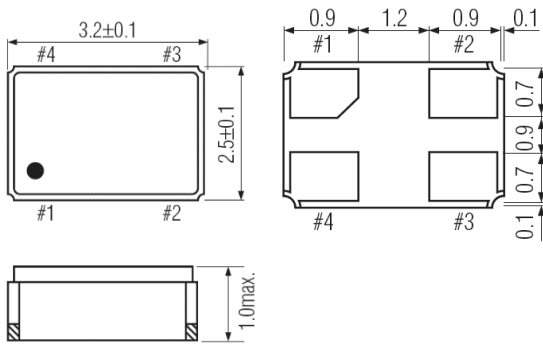


Figure 1) Top, Side, and Bottom views

Pin Connections	
#1	TRI-STATE
#2	GROUND
#3	OUTPUT
#4	VDD

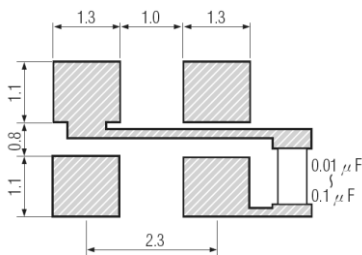


Figure 2) Suggested Land Pattern

Tri-State Control Voltage	
Pad 1	Pad 3
Open	Oscillation
ViH 90% VDD Min	Oscillation
ViL 10% VDD Max	High Impedance

Note: Internal crystal oscillation to be halted (Pin #1=ViL)