

**EB1216YA10-32.000M TR** [Click part number to visit Part Number Details page](#)
**REGULATORY COMPLIANCE** (Data Sheet downloaded on Jul 8, 2020)

[Click badges to download compliance docs](#)

Regulatory Compliance standards are subject to updates by governing bodies. Click the badges to download the latest compliance docs for this part number directly from Ecliptek.


**ITEM DESCRIPTION**

 Automotive Grade Quartz Crystal Resonator 1.2mm x 1.6mm x 0.4mm 4 Pad Ceramic Surface Mount (SMD)  
 32.000MHz  $\pm 30$ ppm at 25°C,  $\pm 50$ ppm over -40°C to +125°C 10pF Parallel Resonant

**ELECTRICAL SPECIFICATIONS**

Nominal Frequency	32.000MHz
Frequency Tolerance/Stability	$\pm 30$ ppm at 25°C, $\pm 50$ ppm over -40°C to +125°C
Aging at 25°C	$\pm 3$ ppm/year Maximum
Load Capacitance	10pF Parallel Resonant
Shunt Capacitance	5pF Maximum
Equivalent Series Resistance	150 Ohms Maximum
Mode of Operation	AT-Cut Fundamental
Drive Level	100 $\mu$ Watts Maximum
Spurious Response	-3dB Minimum (Measured from Fo to Fo +5000ppm)
Storage Temperature Range	-50°C to +150°C
Insulation Resistance	500 Megaohms Minimum (Measured at 100Vdc)

**ENVIRONMENTAL & MECHANICAL SPECIFICATIONS**

ESD Susceptibility	MIL-STD-883, Method 3015, Class 1, HBM: 1500V
Fine Leak Test	MIL-STD-883, Method 1014, Condition A
Flammability	UL94-V0
Gross Leak Test	MIL-STD-883, Method 1014, Condition C
Mechanical Shock	MIL-STD-883, Method 2002, Condition B
Moisture Resistance	MIL-STD-883, Method 1004
Moisture Sensitivity	J-STD-020, MSL 1
Resistance to Soldering Heat	MIL-STD-202, Method 210, Condition K
Resistance to Solvents	MIL-STD-202, Method 215
Solderability	MIL-STD-883, Method 2003
Temperature Cycling	MIL-STD-883, Method 1010, Condition B
Vibration	MIL-STD-883, Method 2007, Condition A

## EB1216YA10-32.000M TR [Click part number to visit Part Number Details page](#)

### MECHANICAL DIMENSIONS (all dimensions in millimeters)



PIN	CONNECTION
1	Crystal
2	Cover/Ground
3	Crystal
4	No Connect

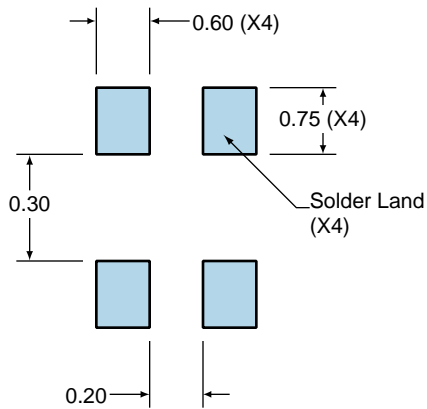
LINE	MARKING
1	<b>32.00</b>
2	<b>XXX</b> XXX=Ecliptek Manufacturing Identifier

**Seam Sealed**

**Terminal Plating Thickness:** Gold ( $0.3$  to  $1.0\mu\text{m}$ ) over Nickel ( $2.00$  to  $8.89\mu\text{m}$ ).

### Suggested Solder Pad Layout

All Dimensions in Millimeters



All Tolerances are  $\pm 0.1$

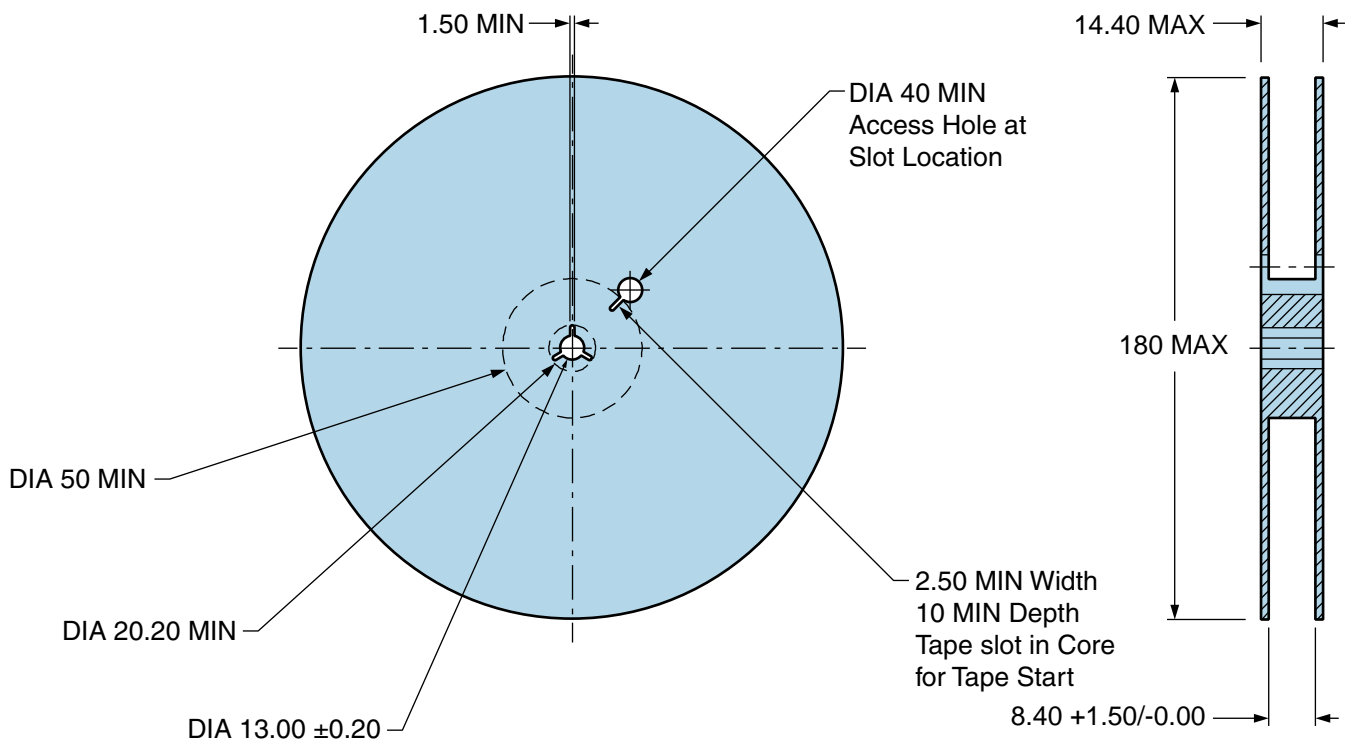
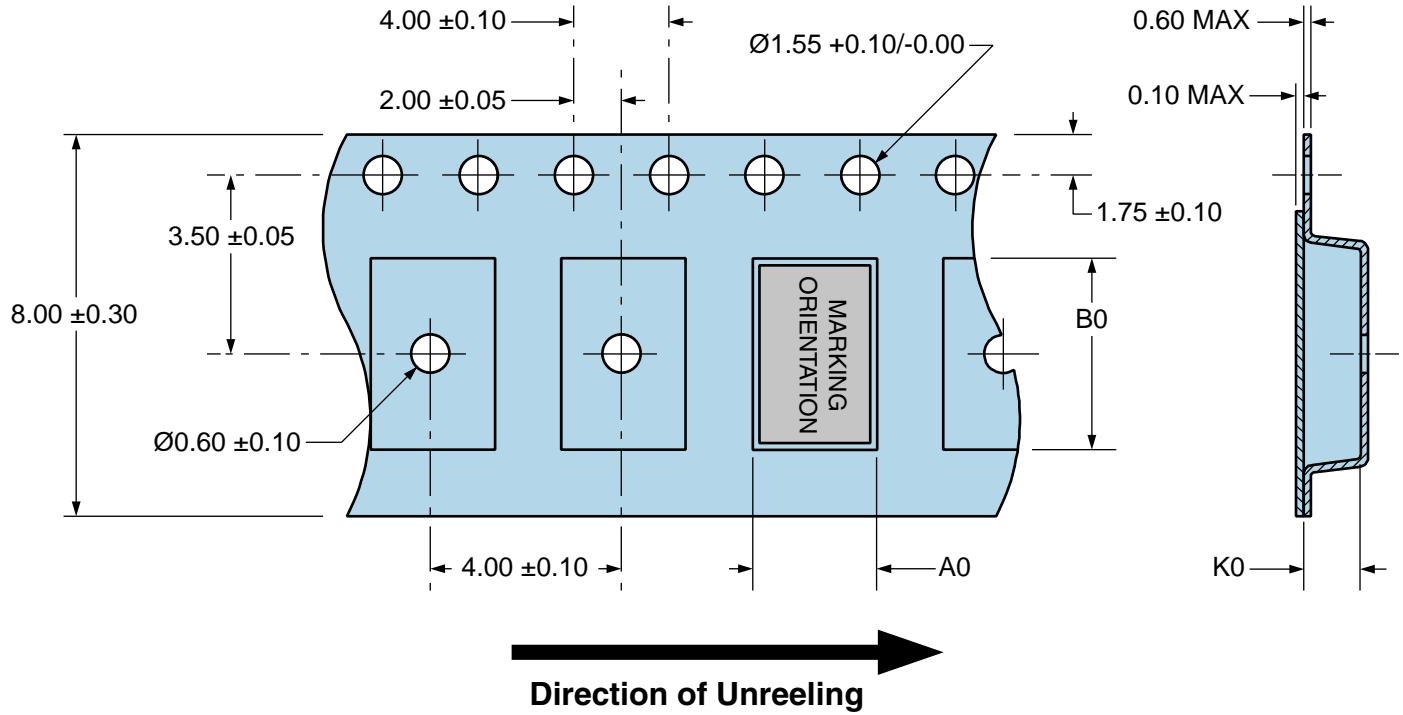
# EB1216YA10-32.000M TR

## Tape & Reel Dimensions

Quantity Per Reel: 3,000 units

All Dimensions in Millimeters

Compliant to EIA-481



**EB1216YA10-32.000M TR** [Click part number to visit Part Number Details page](#)
**Recommended Solder Reflow Methods**

**High Temperature Infrared/Convection**

<b>Ts MAX to TL (Ramp-up Rate)</b>	3°C/Second Maximum
<b>Preheat</b>	
- Temperature Minimum (Ts MIN)	150°C
- Temperature Typical (Ts TYP)	175°C
- Temperature Maximum (Ts MAX)	200°C
- Time (ts MIN)	60 - 180 Seconds
<b>Ramp-up Rate (TL to TP)</b>	3°C/Second Maximum
<b>Time Maintained Above:</b>	
- Temperature (TL)	217°C
- Time (tL)	60 - 150 Seconds
<b>Peak Temperature (TP)</b>	260°C Maximum for 10 Seconds Maximum
<b>Target Peak Temperature (TP Target)</b>	250°C +0/-5°C
<b>Time within 5°C of actual peak (tp)</b>	20 - 40 Seconds
<b>Ramp-down Rate</b>	6°C/Second Maximum
<b>Time 25°C to Peak Temperature (t)</b>	8 Minutes Maximum
<b>Moisture Sensitivity Level</b>	Level 1
<b>Additional Notes</b>	Temperatures shown are applied to body of device.

**EB1216YA10-32.000M TR** [Click part number to visit Part Number Details page](#)
**Recommended Solder Reflow Methods**

**Low Temperature Infrared/Convection 245°C**

<b>Ts MAX to TL (Ramp-up Rate)</b>	5°C/Second Maximum
<b>Preheat</b>	
- Temperature Minimum (Ts MIN)	N/A
- Temperature Typical (Ts TYP)	150°C
- Temperature Maximum (Ts MAX)	N/A
- Time (ts MIN)	30 - 60 Seconds
<b>Ramp-up Rate (TL to TP)</b>	5°C/Second Maximum
<b>Time Maintained Above:</b>	
- Temperature (TL)	150°C
- Time (tL)	200 Seconds Maximum
<b>Peak Temperature (TP)</b>	245°C Maximum
<b>Target Peak Temperature (TP Target)</b>	245°C Maximum 2 Times / 230°C Maximum 1 Time
<b>Time within 5°C of actual peak (tp)</b>	10 Seconds Maximum 2 Times / 80 Seconds Maximum 1 Time
<b>Ramp-down Rate</b>	5°C/Second Maximum
<b>Time 25°C to Peak Temperature (t)</b>	N/A
<b>Moisture Sensitivity Level</b>	Level 1
<b>Additional Notes</b>	Temperatures shown are applied to body of device.

**Low Temperature Manual Soldering**

185°C Maximum for 10 Seconds Maximum, 2 times Maximum. (Temperatures shown are applied to body of device.)

**High Temperature Manual Soldering**

260°C Maximum for 5 Seconds Maximum, 2 times Maximum. (Temperatures shown are applied to body of device.)