

HRC FORM II Current Limiting Fuses HRC FORM II Ceramic Body

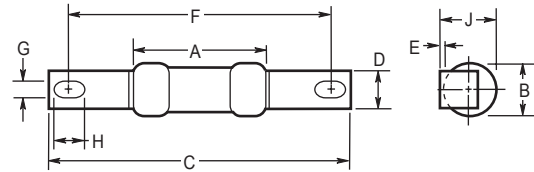


CATALOG SYMBOL: H07CB, K07CB, KO7CRB, L14CB, M14CB, L09CB, M09CB, P09CB, P11CB AND R11CB
 CERAMIC BODY FUSE
 600 VOLTS A.C. OR LESS
 250 VOLTS D.C.
 CURRENT LIMITING
 200,000 AMPS RMS SYMMETRICAL
 CSA Class 1422-02, File 53787,
 BS88:2, IEC269:2

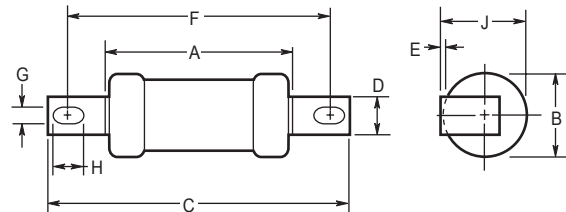
Applications

- HRC FORM II fuses are often used to protect motor control circuits, together with contactors and overload protection relays.
- Type 2 coordination - per IEC 947-4.

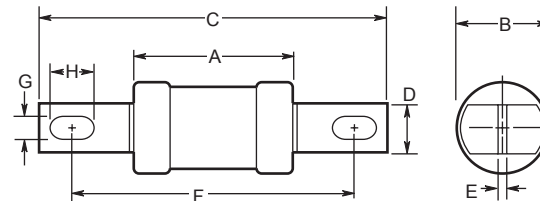
Dimensional Data



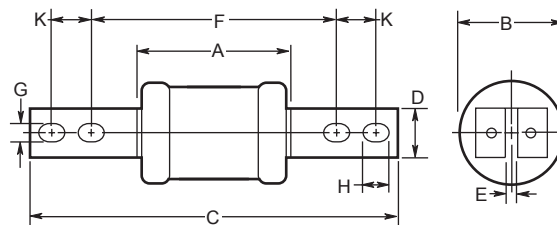
H07CB (Offset Blades)



K07CB/K07CRB/L14CB/M14CB (Offset Blades)



L09CB/M09CB/P09CB (Center Blades)



P11CB/R11CB (Center Blades)

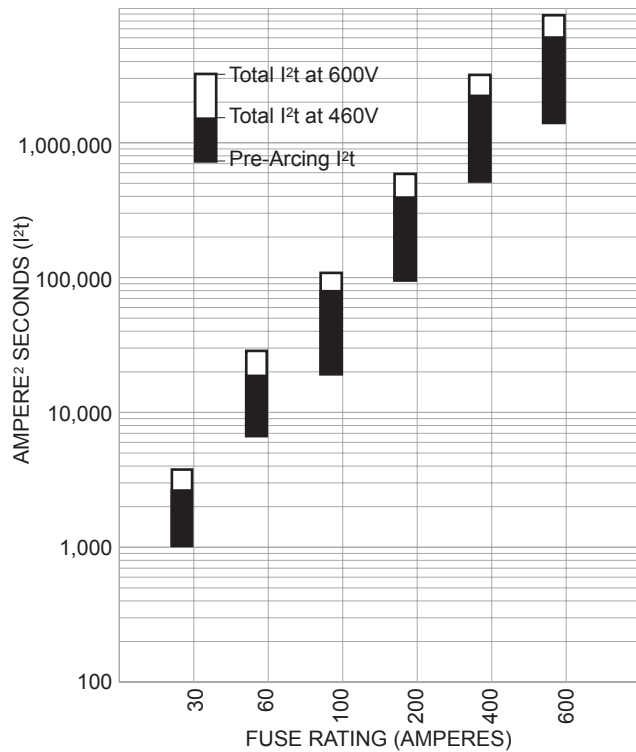
HRC FORM II Current Limiting Fuses HRC FORM II Ceramic Body

Ratings, Categories and Dimensions

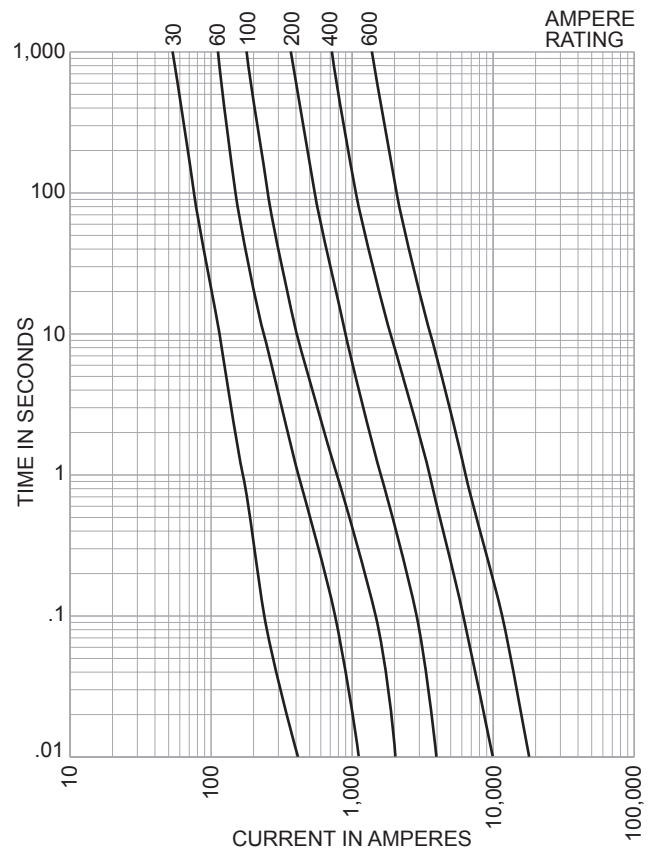
Current Ratings (Amps)	Catalog Number	Dimensions in Inches and (mm)										CSA Category
		A	B	C	D	E	F	G	H	J	K	
2 4 6 10 15 20 25 30	2H07CB 4H07CB 6H07CB 10H07CB 15H07CB 20H07CB 25H07CB 30H07CB	1.38 (35)	.56 (14)	3.38 (85)	.38 (9)	.06 (1.2)	2.88 (73)	.22 (5.6)	.31 (8)	.56 (14)	- -	HRCII-C
40 50 60	40K07CB 50K07CB 60K07CB	2.19 (56)	.88 (22)	3.44 (87)	.5 (13)	.06 (1.2)	2.88 (73)	.22 (5.6)	.31 (8)	.88 (22)	- -	HRCII-C
80 100	80K07CRB 100K07CRB	2.19 (56)	.88 (22)	3.75 (95)	.5 (13)	.06 (1.2)	2.88 (73)	.22 (5.6)	.31 (8)	.88 (22)	- -	HRCII-MISC
80 100	80L14CB 100L14CB	2.38 (60)	.88 (21.4)	4.38 (111)	.56 (14.3)	.13 (3.2)	3.69 (94)	.34 (8.7)	.44 (11)	1 (25.4)	- -	HRCII-C
125 150 200	125M14CB 150M14CB 200M14CB	2.56 (65)	1.5 (38)	4.38 (111)	.75 (19)	.09 (2.4)	3.69 (94)	.34 (8.7)	.44 (11)	- -	- -	HRCII-MISC
80 100	80L09CB 100L09CB	2.38 (60)	.88 (21.4)	5 (127)	.56 (14)	.13 (3.2)	4.38 (111)	.34 (8.7)	.44 (11)	- -	- -	HRCII-MISC
125 150 200	125M09CB 150M09CB 200M09CB	2.56 (65)	1.5 (38)	5.38 (136)	.75 (19)	.13 (3.2)	4.38 (111)	.34 (8.7)	.56 (14)	- -	- -	HRCII-C
250 300 350 400	250P09CB 300P09CB 350P09CB 400P09CB	3.06 (178)	2.31 (59)	5.38 (1136)	1 (25.4)	.19 (4.8)	4.38 (111)	.34 (8.7)	.5 (13)	- -	- -	HRCII-MISC
250 300 350 400	250P11CB 300P11CB 350P11CB 400P11CB	3.06 (178)	2.31 (59)	8.25 (210)	1 (25.4)	.19 (5)	5.25 (133)	.41 (10)	.63 (16)	- -	1 25	HRCII-C
450 500 600	450R11CB 500R11CB 600R11CB	3.19 (81)	2.88 (73)	8.25 (210)	1 (25.4)	.25 (6.3)	5.25 (133)	.41 (10)	.63 (16)	- -	1 25	HRCII-C

HRC FORM II Current Limiting Fuses HRC FORM II Ceramic Body

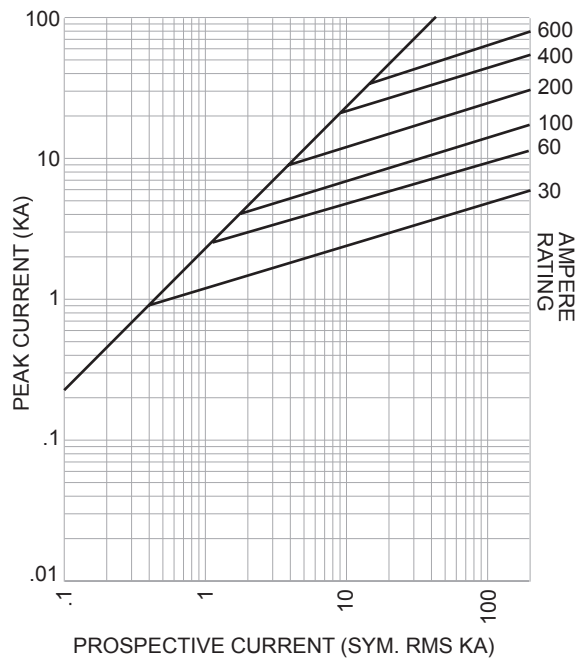
Energy Let-Through Curves



Time/Current-Curves



Peak Let-Through Curves



The only controlled copy of this BIF document is the electronic read-only version located on the Bussmann Network Drive. All other copies of this BIF document are by definition uncontrolled. This bulletin is intended to clearly present comprehensive product data and provide technical information that will help the end user with design applications. Bussmann reserves the right, without notice, to change design or construction of any products and to discontinue or limit distribution of any products. Bussmann also reserves the right to change or update, without notice, any technical information contained in this bulletin. Once a product has been selected, it should be tested by the user in all possible applications.