

EAO – Your Expert Partner for Human Machine Interfaces

822-.401-00 - Keylock switch 2 positions actuator maintained square, Func. 1, 3

822-.401-00 - Keylock switch 2 positions actuator maintained square, Func. 1, 3



Attention: The preview is based on a sample product. This can differ from your current configuration.

Mounting

Mounting cut-out \varnothing 16 mm
Design raised

Front

Front dimension 24 mm x 24 mm
Front shape square

Other Attributes

Weight 0,027 kg

Operating-/Indication part

Switching angle 90° right

IP-Rating

Front protection IP40

Connection Method

Terminal Solder 2.8 x 0.5 mm

Actuator

Switching action Rest(a) - Maintain

Switching element

Rotary positions 2
Switching system Snap-action switching element
Contacts 2 NC + 2 NO
Switching current 5 A
Contact material
Switching voltage 250 V AC

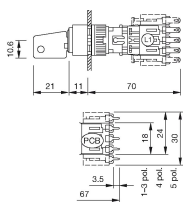
Function

Keylock switch

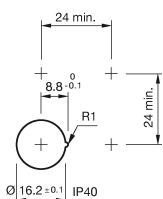
EAO – Your Expert Partner for Human Machine Interfaces

822-.401-00 - Keylock switch 2 positions actuator maintained square, Func. 1, 3

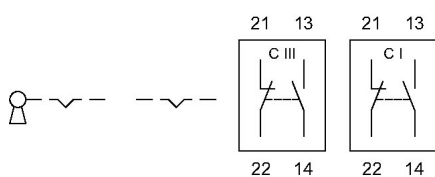
Dimensions



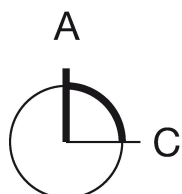
Mounting cut-outs



Wiring diagram



Switching positions



Additional information

Standard lock B2 300

Further lock numbers see «Technical data»

Use the location strip no. 260-0020-00 for anti-twisting of the front bezel. At momentary position the overturning force is max. 60 Ncm.

Functions see chapter «Application guidelines»

Legend

Contacts: NC = Normally closed, NO = Normally open

Switching action: A = Rest, C = Maintained