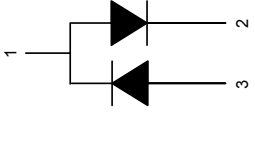
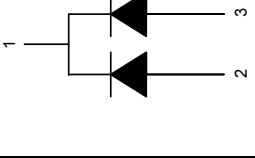
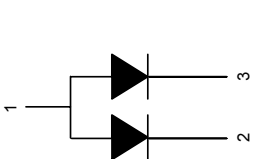
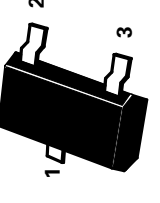


SOT23 SILICON PLANAR DUAL SCHOTTKY BARRIER DIODES

ISSUE 3 - JULY 1995

BAS70-04
BAS70-05
BAS70-06

			
SERIES PAIR	COMMON CATHODE	COMMON ANODE	SOT23
Device Type: BAS70-04 Partmarking Detail: 2Z	Device Type: BAS70-05 Partmarking Detail: 2Z5	Device Type: BAS70-06 Partmarking Detail: 1Z	

ABSOLUTE MAXIMUM RATINGS.

PARAMETER	SYMBOL	VALUE	UNIT
Power Dissipation at $T_{amb}=25^{\circ}\text{C}$	P_{tot}	330	mW
Operating and Storage Temperature Range	$T_j; T_{stg}$	-55 to +150	$^{\circ}\text{C}$

ELECTRICAL CHARACTERISTICS (at $T_{amb} = 25^{\circ}\text{C}$ unless otherwise stated).

PARAMETER	SYMBOL	MIN.	MAX.	UNIT	CONDITIONS.
Breakdown Voltage	V_{BR}	70		V	$I_R=10\mu\text{A}$
Reverse Leakage Current	I_R		200	nA	$V_R=50\text{V}$
Forward Voltage	V_F		410	mV	$I_F=1\text{mA}$
Forward Current	I_F	15		mA	$V_F=1\text{V}$
Capacitance	C_T		2.0	pF	$f=1\text{MHz}, V_R=0$
Effective Minority Lifetime (1)	τ		100	ps	$f=54\text{MHz}, I_{pk}=20\text{mA}$ (Krakauer Test Method)

(1) Sample Test

For typical characteristics graphs see ZC2800E datasheet.